



# Franklin Public Schools

## FY 23 Superintendent's Recommended Budget

Presentation to Franklin School Committee  
March 8, 2022



The FY23 Budget has been developed in support of Franklin's Portrait of a Graduate: the community's consensus on the essential skills all students will practice and develop through their growth, PreK-12:

- Confident and Self-Aware Individual
- Empathetic and Productive Citizen
- Curious and Creative Thinker
- Effective Communicator and Collaborator
- Reflective and Innovative Problem Solver





**Our FY 23 Budget also continues planning for “Pandemic Recovery” utilizing both Operating Funds as well as Federal Grant funding to prioritize:**

- **Social-emotional supports**
- **Academic interventions**
- **Health and safety practices**
- **Continued support of technology integration**
  - **Personnel**
  - **Resources (software)**



**Our FY 23 Budget also prioritizes and recognizes growing needs within our student body.**

Despite overall student enrollment going down, we are seeing more intensive needs by students receiving special education services.

We are also experiencing an increase in our English learner population, with more students overall and more students with limited or interrupted formal education and/or earlier language proficiency.





# Strategy for District Improvement

## **#1 Social-Emotional Well-being of Students and Staff**

To help students develop connections to school, support positive behaviors, and increase academic achievement, the Franklin Public Schools will enhance programs and practices, while promoting the well-being of staff, to enable each student to acquire the knowledge, attitudes, and skills associated with the core competencies for social-emotional learning.

## **#2 Engaging and Rigorous Curriculum**

To ensure that students are provided with rigorous learning opportunities that foster the development of the knowledge, skills, and dispositions they will need in their future college, career, and civic endeavors, the Franklin Public Schools will offer an engaging and rigorous curriculum that focuses on preparing students for a rapidly changing, technologically advanced, globally interdependent future.

## **#3 High-Quality Instruction to Meet the Academic and SEL Needs of Each Learner**

To ensure that each student is supported and challenged to reach their full potential, the Franklin Public Schools will align curriculum, instructional practices, and varied assessment opportunities to personalize learning and meet individual needs.

## **#4 Effective Two-Way Communication to Support Student Learning**

To ensure that all stakeholders are engaged with the school community in support of student achievement, the Franklin Public Schools will enhance opportunities for two-way communication between and among all students, families, staff, administrators, and the community.



# Budget Process to Date

December 14, 2021	School Committee Budget Workshop
December 16, 2021	School Committee Budget Subcommittee Meeting
January/February 2022	Central Office & Principal Budget Development Meetings; Meetings with Town Administrator and Town Finance Staff
February 17, 2022	School Committee Budget Subcommittee Meeting
March 8, 2022	Superintendent's Recommended FY23 Budget Presented to School Committee



# Chapter 70 Funding

A district's Chapter 70 aid is determined in three basic steps:

1. It defines and calculates a **foundation budget**, an adequate funding level for each district, given the specific grades, programs, and demographic characteristics of its students.
  - a. FY2023 foundation budget reflects the second year of implementation of the **Student Opportunity Act**
2. It then determines an equitable **local contribution**, how much of that “foundation budget” should be paid for by each city and town's property tax, based upon the relative wealth of the community.
3. The remainder is funded by Chapter 70 **state aid**.



## Step 1 : Foundation Budget

The spending target imposed by the Education Reform Act of 1993 for each school district as the **minimum level necessary to provide an adequate education for all students**

### Key Factors

- Enrollment
- Wage Adjustment Factor
- Inflation

Reflects the **Student Opportunity Act** based on the recommendations of the Foundation Budget Review Committee

**Franklin FY23 prelim. per student      \$12,058**





## Step 2 : Local Required Contribution

**How much can Franklin afford** to pay towards the foundation budget?

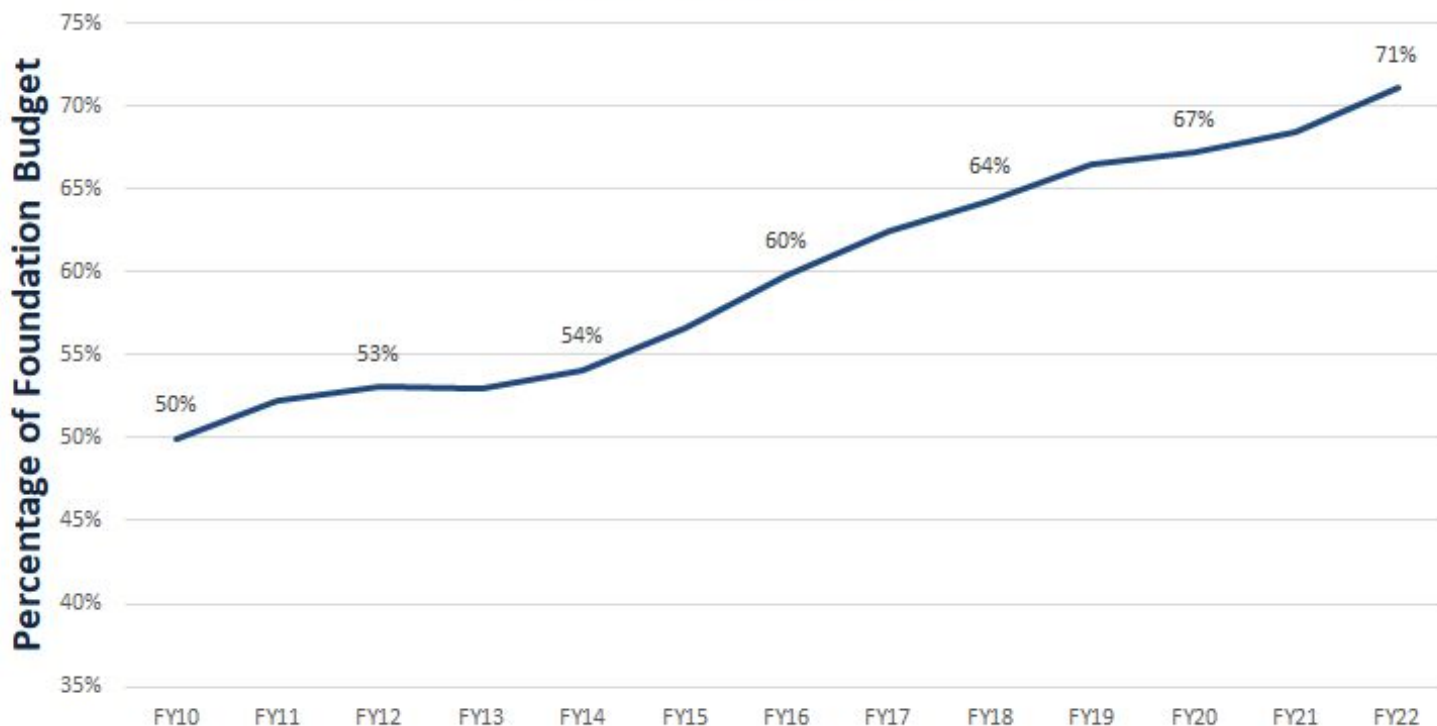
### Key Factors

- Local effort from property wealth
- Local effort from income
- Municipal revenue growth factor





## Required Local Contribution as a Percentage of Foundation Budget





## Step 3 : Backfill with Chapter 70 Aid

### Foundation Aid Districts

Student Opportunity Act will provide additional funding for districts receiving foundation aid because base rates have increased

### Franklin is a Minimum Aid District

Student Opportunity Act impact to Franklin:

- Additional Circuit Breaker reimbursement for transportation
- Charter School reimbursement
- Increase to local required contribution

\$11.25 Million in Excess Base Aid (hold harmless)

- Franklin is second to Boston \$33M
- Some other districts with excess base aid: Weymouth \$10.8M - Billerica \$10.3M - Mansfield \$7.4M - Pentucket \$7.3M - Tewksbury \$7.1M

**Chapter 70 aid to Franklin from the Commonwealth of Massachusetts is not expected to increase more than \$30 per pupil annually for the foreseeable future**



# Franklin's Foundation Budget FY22 and FY23



## Comparison to FY22

	FY22	FY23	Change	Pct Chg
Enrollment	5,292	5,180	-112	-2.12%
Foundation budget	59,769,256	62,458,713	2,689,456	4.50%
→ Required district contribution	42,443,297	44,800,360	2,357,063	5.55% ←
Chapter 70 aid	<b>28,574,921</b>	<b>28,730,321</b>	155,400	→ 0.54%
Required net school spending (NSS)	71,018,218	73,530,681	2,512,463	3.54%



# Net School Spending (NSS)

**Local Contribution + State Aid =  
Required Net School Spending (NSS)**

**This is the minimum amount that a  
district must spend to comply with  
state law.**

**Net School Spending** must be equal  
to or greater than the **Foundation  
Budget**

In FY2020, Franklin spent **\$ 7.6M MORE**  
than required NSS

This is **11.2% MORE** than required NSS, yet  
still Franklin falls in the **22nd percentile  
statewide**

78% of MA districts spend more than 11%  
over required NSS

In FY2020 Massachusetts districts spent an  
average of **25% more** than required NSS  
overall

Detailed NSS data for all districts can be found at  
<https://www.doe.mass.edu/finance/statistics/>



# Per Pupil Comparison to State Average

<b>2020</b> (updated October, 2021)	<b>Franklin</b>	<b>State Average</b>	<b>Percentage Differential</b>
In-District Per Pupil Expenditure	\$14,698	\$16,963	-13.36%
Total Per Pupil Expenditure	\$15,850	\$17,575	-9.81%

**Franklin ranks in the 25th percentile in per pupil spending throughout the state.**

75% of districts in Massachusetts spend more, per pupil, than Franklin.



# Historical Per Pupil Expenditures 2016-2020

	<b>2016</b>	<b>2017</b>	<b>2018</b>	<b>2019</b>	<b>2020</b>
Total In District FTE Pupils*	5,443.2	5,407.1	5,290.1	5,235.9	5,081.8
In-District Per Pupil Expenditure	\$12,504	\$12,938	\$13,493	\$14,276	\$14,698
Franklin In-District Expenditure	\$68,066,007	\$69,960,878	\$71,381,014	\$74,748,010	\$74,690,506
Total State FTE Pupils*	908,996.2	953,702.9	955,244.1	952,577.5	951,660.7
State Average In-District Per Pupil Expenditure	\$14,970	\$15,349	\$15,952	\$16,583	\$16,984
State In-District Expenditure	\$13,607,724,142	\$14,658,903,651	\$15,242,520,947	\$15,796,812,138	\$16,162,994,051



# Historical Expenditures Increase 2016-2020

## Franklin vs. State Average

	<b>2016-2020 Value</b>	<b>2016-2020 %</b>
Franklin In-District Expenditure Increase	\$6,624,499	9.73%
State Average In-District Expenditure Increase	\$2,555,269,909	18.78%





# Budget Assumptions

<b>Preliminary</b> increase in allocation from Town	TBD
Health Insurance Rate Increase	8%
Out of District Tuition Rate Increases	5%
Transportation Rate Increases	3-4%
Increased Use of Revolving Funds	\$515,000

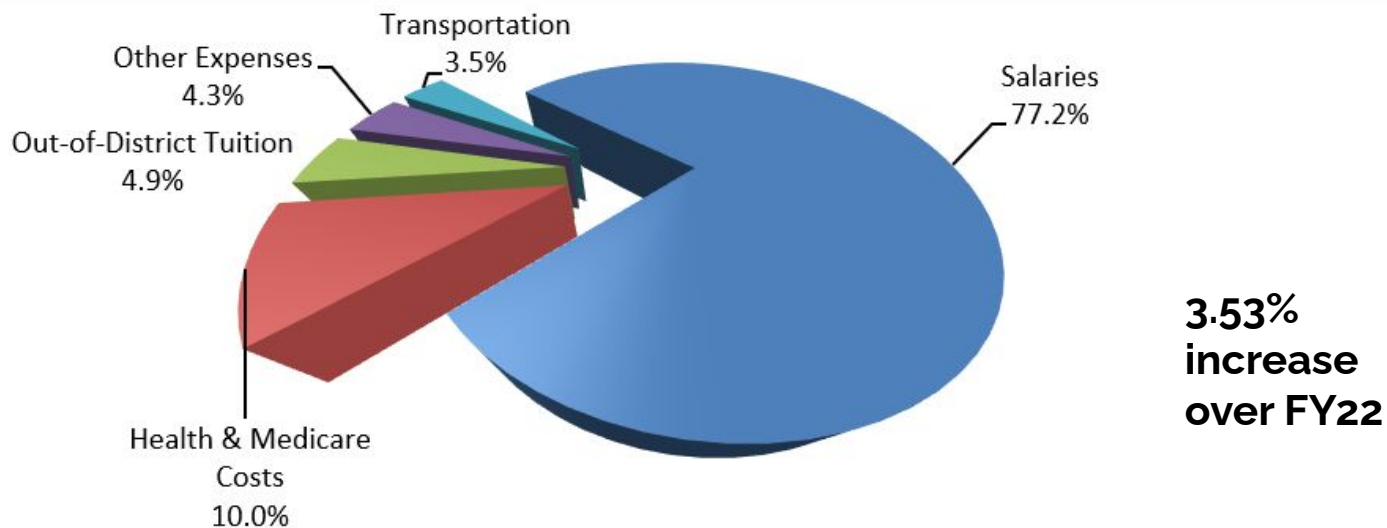


# Superintendent's Recommended FY23 Budget Summary

Category	FY 2022 Approved Budget	FY 2023 Sup't Recommended	Difference
Salaries	\$50,970,061	\$54,222,452	\$3,252,391
Health & Medicare Costs	\$6,962,608	\$7,056,361	\$93,753
Out-of-District Tuition	\$4,591,439	\$3,469,087	(\$1,122,352)
Other Expenses	\$2,843,873	\$2,992,750	\$148,877
Transportation	\$2,452,844	\$2,476,346	\$23,502
<b>Totals</b>	<b>\$67,820,825</b>	<b>\$70,216,996</b>	<b>\$2,396,171</b>



# Superintendent's Recommended FY23 Budget Summary



**3.53%  
increase  
over FY22**

**FY2023 Superintendent's Recommended Budget  
Total \$70,216,996**



## FY23 Investment Initiatives - Elementary

<b>Description or Position</b>	<b>School</b>	<b>Amount</b>
Literacy Specialist	Keller	\$75,000
English Language Learning Teacher	Keller	\$75,000
English Language Learning ESP	Oak/HMMS	\$25,000
Special Educator	JF Kennedy	\$75,000
Wilson Language Teacher	Elementary	\$75,000



## FY23 Investment Initiatives - Middle Level

<b>Description or Position</b>	<b>Level</b>	<b>Amount</b>
New England Center for Children Partner Program Expansion	Middle	\$212,500
English Language Learning Teacher	Middle	\$75,000
Teacher Curriculum Leaders	Middle	\$150,000
GOALS Teacher	Middle	\$75,000



## FY23 Investment Initiatives - High School

<b>Description or Position</b>	<b>Level</b>	<b>Amount</b>
English Language Learning Teacher	High School	\$75,000
Restore Art Director at FHS (.4 Teacher .6 Director)	High School	\$65,000
REACH Teacher	High School	\$75,000
REACH ESP	High School	\$25,000
Team Chair (0.5 FTE)	High School	\$37,500
STRIVE ESP (2.0 FTE)	High School	\$50,000



## FY23 Investment Initiatives - District

Description or Position	Level	Amount
Van Driver	Districtwide	\$21,432
Academic Tutor	Districtwide	\$25,000



# FY23 Investment Initiatives - \$1,211,432

Description or Position	Level	Amount
New England Center for Children Partner Program Expansion	Middle	\$212,500
English Language Learning Teacher	High School	\$75,000
Literacy Specialist	Elementary	\$75,000
English Language Learning Teacher	Middle	\$75,000
Restore Art Director at FHS (.4 Teacher .6 Director)	High School	\$65,000
English Language Learning Teacher	Elementary	\$75,000
English Language Learning ESP	Elem/Middle	\$25,000
REACH Teacher	High School	\$75,000
REACH ESP	High School	\$25,000
Team Chair (0.5 FTE)	High School	\$37,500
Teacher Curriculum Leaders (2.0 FTE)	Middle	\$150,000
Van Driver	Districtwide	\$21,432
GOALS Teacher	Middle	\$75,000
STRIVE ESP (2.0 FTE)	High School	\$50,000
Academic Tutor	Districtwide	\$25,000
Special Educator	Elementary	\$75,000
Wilson Language Teacher	Elementary	\$75,000





## FY23 School Committee Priorities Requested but Not Included

Description or Position	Level	Rationale
World Language Teachers	Elementary	Elementary scheduling is complicated and there are multiple, competing priorities. Plan for a study committee in 2022-2023 to make recommendations for FY 24.
K-8 Library Director	Elementary/ Middle	Elementary scheduling is complicated and there are multiple, competing priorities. Plan for a study committee in 2022-2023 to make recommendations for FY 24.
Contractual-related items	All levels	Negotiations with FEA currently underway



# Placeholder for FY23 Budget Reductions

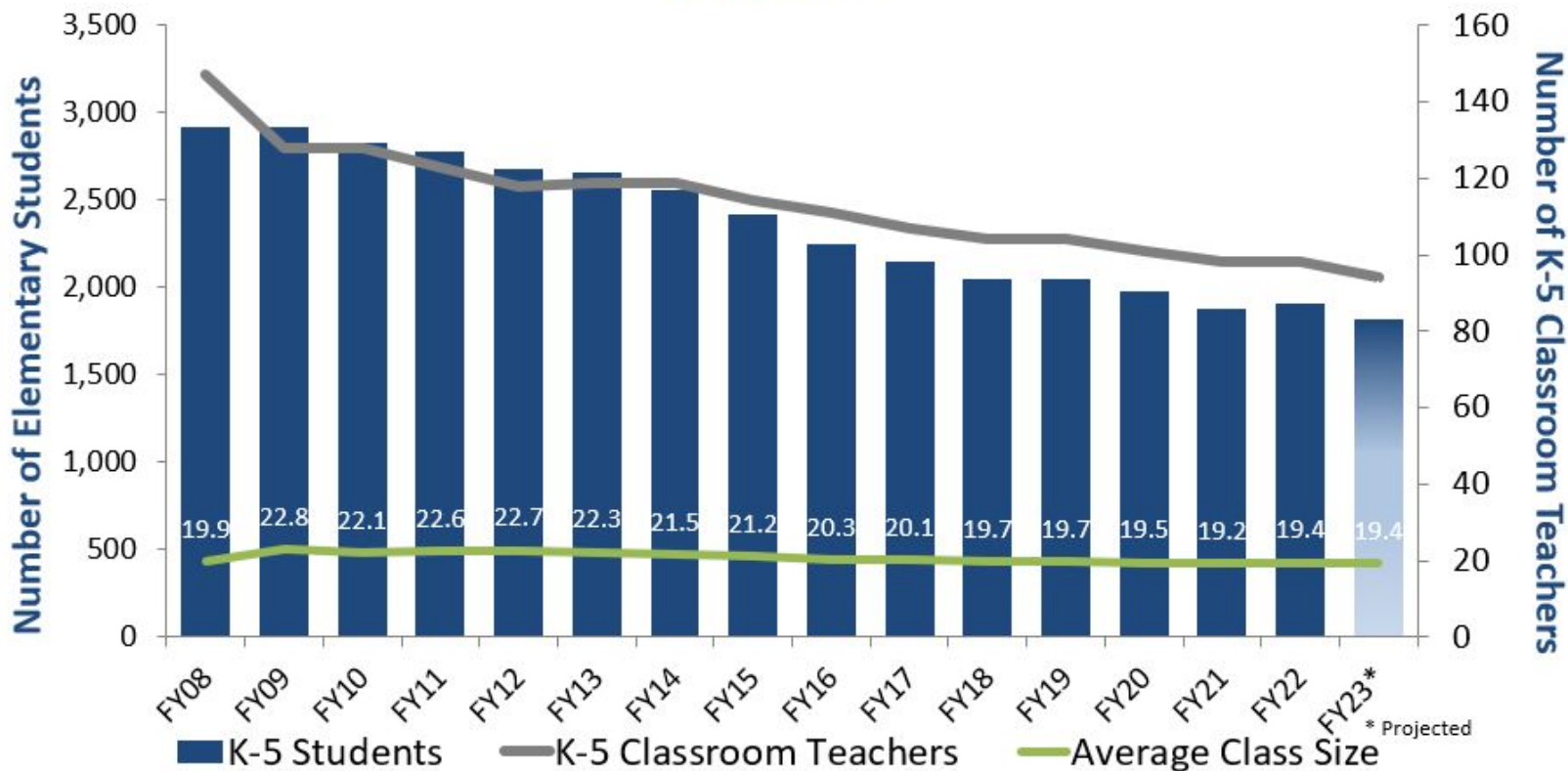
Budget reductions estimated at this time

- Anticipate absorbing most if not all staffing reductions through attrition (retirements and resignations)

(\$575,000)

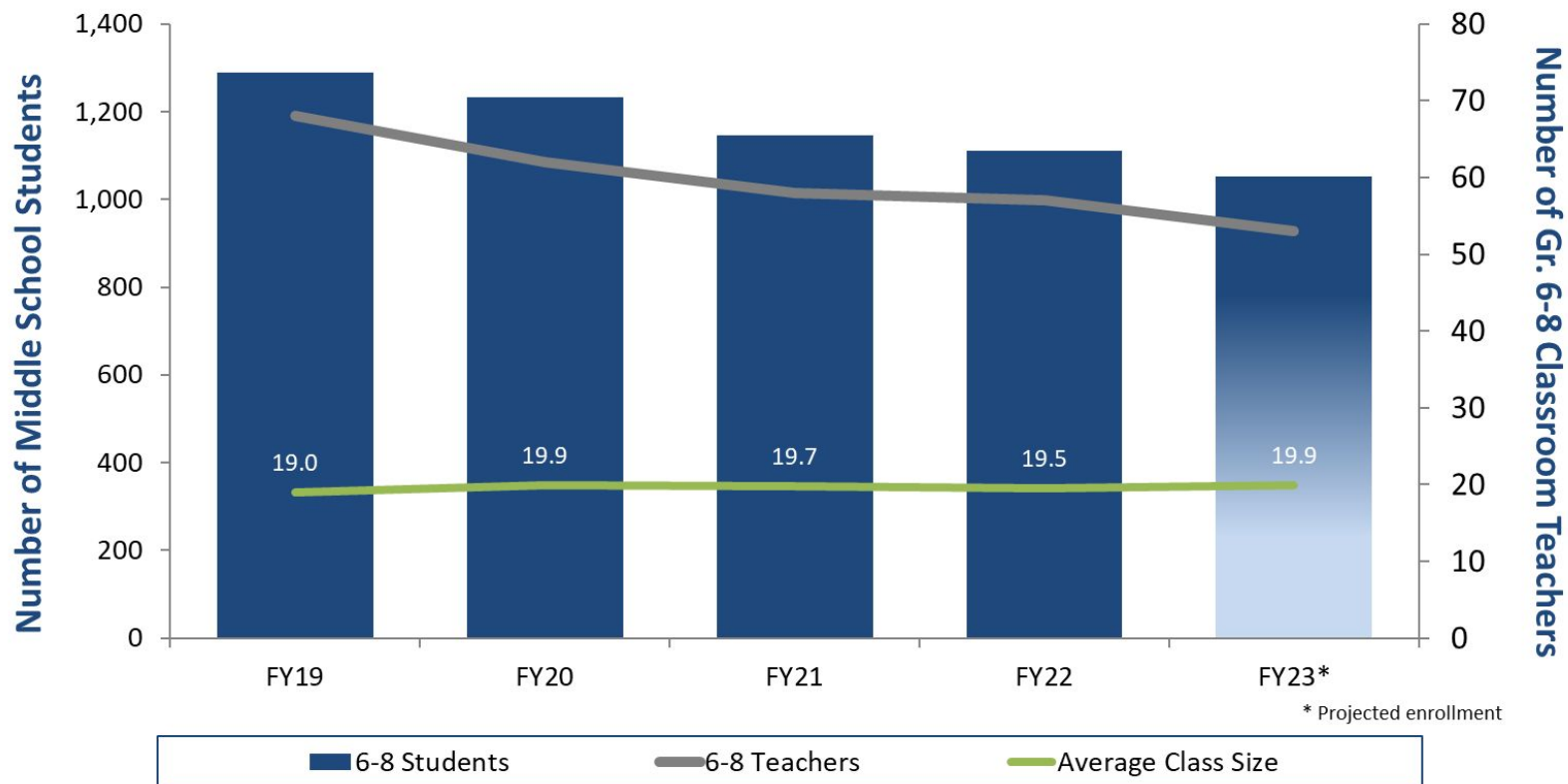


## Elementary Enrollment vs. Number of Elementary Classroom Teachers 2008-2023



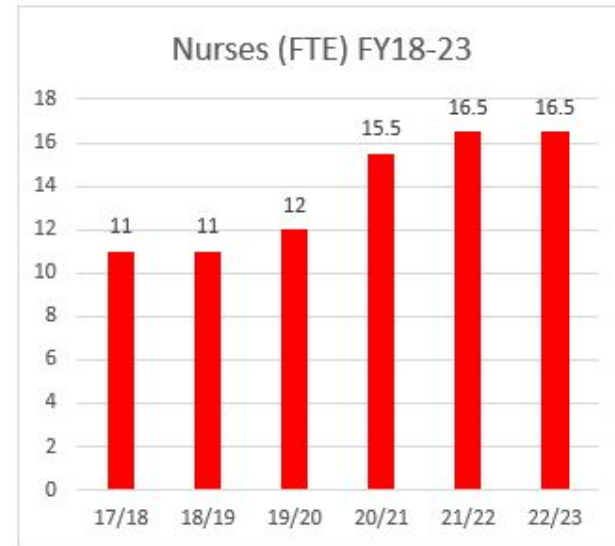
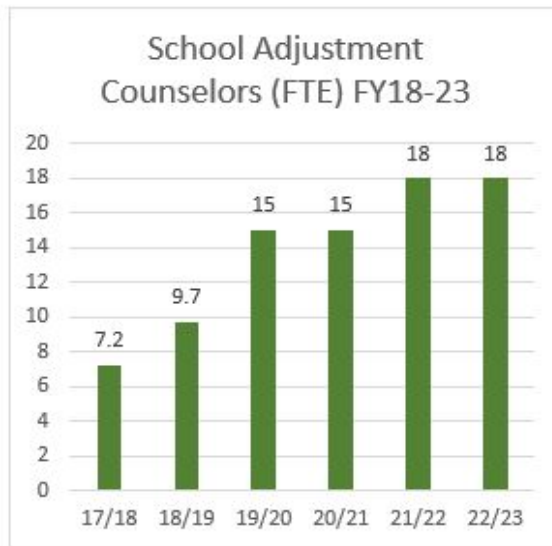
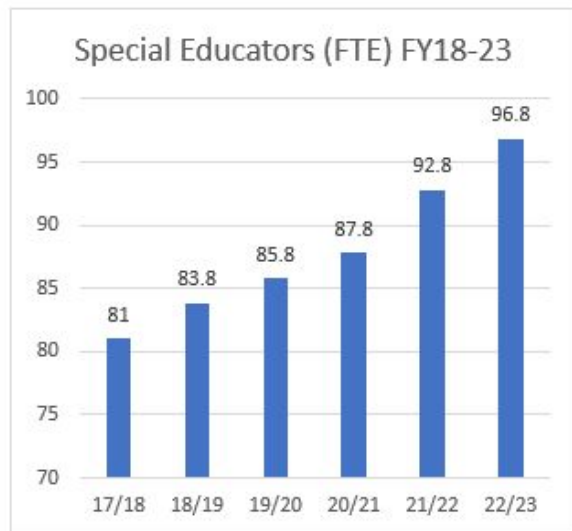


## Middle School Enrollment vs. Number of Gr. 6-8 Classroom Teachers 2019-2023





# Specialized Positions (FTE) FY18-FY23



**Although we continue to support fewer students, they have greater needs and therefore are supported with additional special educators, counselors, and nurses.**



# Revolving Account Offsets

	FY 2022 Budget	FY 2023 Superintendent's Recommended	Dollar and % difference	
Appropriation Budget	\$67,820,825	\$70,216,996	\$2,396,171	3.53%
Revolving Fund Offsets	\$5,062,000	\$5,577,000	\$515,000	10.17%
Total Estimated Expenses*	\$72,882,825	\$75,793,996	\$2,911,171	3.99%

\*Total includes local appropriation and revolving funds only (no grants)



# Superintendent's Recommended FY23 Budget

FY22 Appropriation	\$67,820,825
FY23 Recommended Budget	\$70,216,996
Recommended Increase	\$2,396,172
Percent Increase	3.53%



# Summary of Coronavirus Relief Funding

## Coronavirus Relief Funds (CvRF)

- Allocated \$1,156,275

### **FY21 Fully Expended:**

- VLA Staff
- Digital Learning Integrationists
- Permanent Building Substitutes
- Technology and Tech Support
- Tent rental for mask breaks
- Materials, subscriptions and PPE

## ESSER I

- Allocated \$123,235

Remaining at 6/30/21 \$92,618

### **FY21**

- Elementary Interventionists

### **FY22 - Fully expended**

- Elementary Interventionists





# Summary of Coronavirus Relief Funding

## ESSER II-submitted and approved

- Allocated \$475,496

### Planned Use in FY22 and FY23:

- Counselors and Interns
- Nurse Leader - Expanded Role
- Permanent Subs
- Summer Learning Academy
- Interventionists

## ESSER III-submitted and approved

- Allocated \$1,046,173

### Planned Use FY22-24

- BRYT\* Counselor (2 years)
- BRYT ESP (2 years)
- Interventionists
- Diversity, Equity and Inclusion Director
- Social Worker (2 years)
- After School Tutoring

\*Bridge for Resilient Youth in Transition



# Summary of Federal Funding

## ARP School Age- submitted and approved

- **Allocated** **\$207,962**

### **Planned Use FY22-24:**

- Specialized Program Teachers
- Specialized Program ESPs
- PD and Curriculum Development
- Program Consultation
- Tutoring for Homeschooled Students
- Accessible Playground Equipment
- Specialized instruction materials, supplies and technology

## ARP Early Childhood-submitted and approved

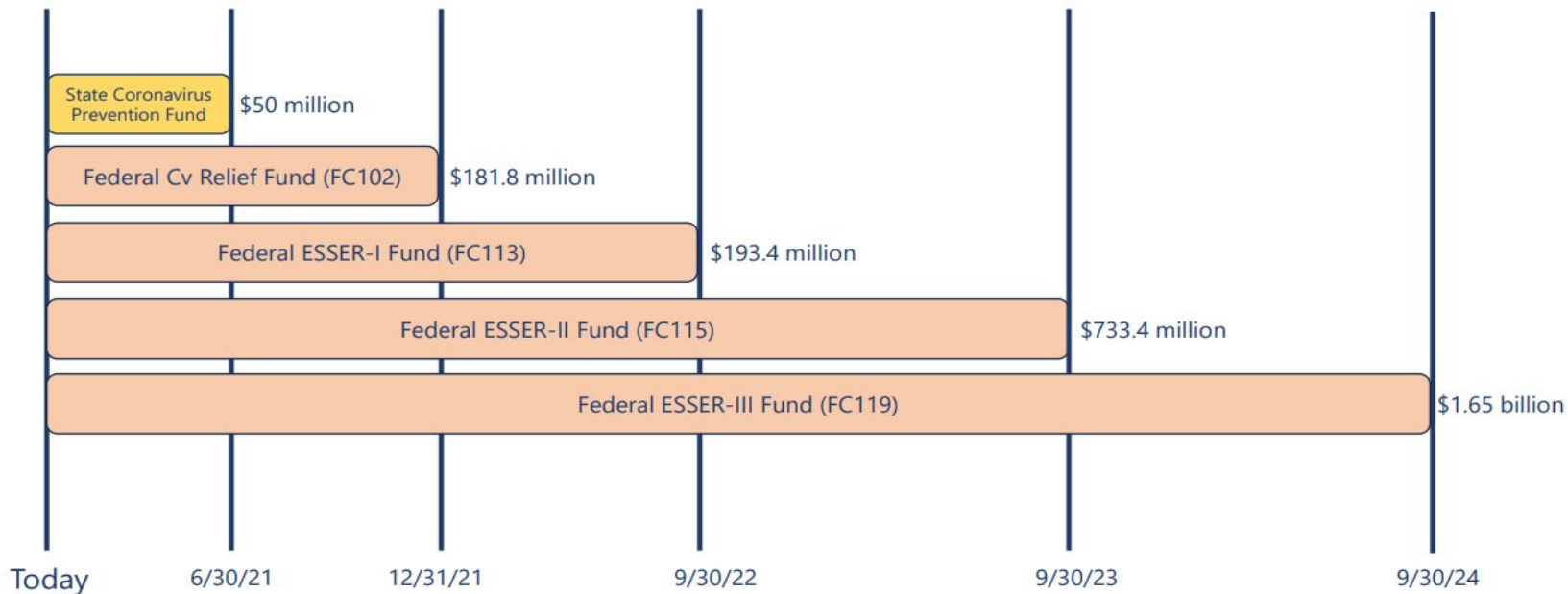
- **Allocated** **\$22,950**

### **Planned Use FY22-24:**

- Occupational Therapy Services
- Professional Development
  - Trauma Informed
  - Multi-Tiered Systems of Support
- Early Literacy Materials
- Fine Motor Skill Development Materials



## Relief Funding – Sequencing of ~\$2.8 billion over 3.5 years





# Variables Related to FY23 Superintendent's Recommended Budget

- Town Appropriation
- State Senate/House Budgets
- Contract Negotiations are underway
- Further Budget Adjustments
  - Increased use of revolving funds
  - Reduce expenses
    - Healthcare
    - Other
- Continued use of Federal Stimulus Funds with caution and advanced planning to avoid a funding cliff



# Recommended Next Steps

March 8, 2022 -- School Committee Budget Discussion - FY23 Superintendent's Recommended Budget Presentation

March 10, 2022 -- Joint Budget Subcommittee Meeting

March 15, 2022 -- School Committee Budget Subcommittee Meeting

March 22, 2022 -- School Committee Budget **Public Hearing** and Budget Discussion

March 29, 2022 -- School Committee Budget Subcommittee Meeting

April 12, 2022 -- School Committee Budget Discussion and Vote on FY23 Budget

April & May 2022-- Finance Committee and Town Council Budget Meetings