



2022 Space Needs & Facilities Assessment Subcommittee

June 16th 2022



Agenda

- ❖ 2022 Space Needs & Facilities Assessment Subcommittee Summary
- ❖ External Factors
- ❖ Facilities
- ❖ Recommendation & Next Steps



2022 Space Needs & Facilities Assessment Subcommittee Summary

Purpose of the SubCommittee

1. Internal assessment of status of facilities
2. Communicate findings to School Committee
3. Develop recommendation for path forward

Why now?

- Last “redistricting” with opening of Keller/ASMS in 2002
- Usage of space has evolved
- Closure of Davis Thayer
- Prepare for future needs
 - In-district accommodation for students with special needs
 - Expected enrollment decline (2025-2026) followed by increase (2029-2030)

How did we get here?

- 3 meetings to review data compiled by Central Office
 - March 29th, May 10th & June 6th

What's next?

- Review of data with School Committee
- Secure consultant for redistricting analysis
- Establish Redistricting Advisory Committee



External Factors

External factors not impacting district enrollment numbers

Home Sales


- 2022 tracking slightly higher than 2021 activity
- 2021 single homes sold approximated demographer's assumption
- Enrollment is tracking with the demographer's projections
 - 4 student differential

Building Projects

- 9 projects in various phase of development
 - Predominantly 2-3 bdrm apartments/condos
 - Historically low yield of students



Franklin School District



District Profile

Facilities: 10 sites

- **Early Childhood Development:** 1
- **Elementary:** 5
- **Middle:** 3
- **High School:** 1

FY22 Enrollment: 10/1 4,764 (5/1 4,818)

Enrollment from FY21: - 1.4% (May 21 -0.6%)

Specialized Programs: 7 unique programs

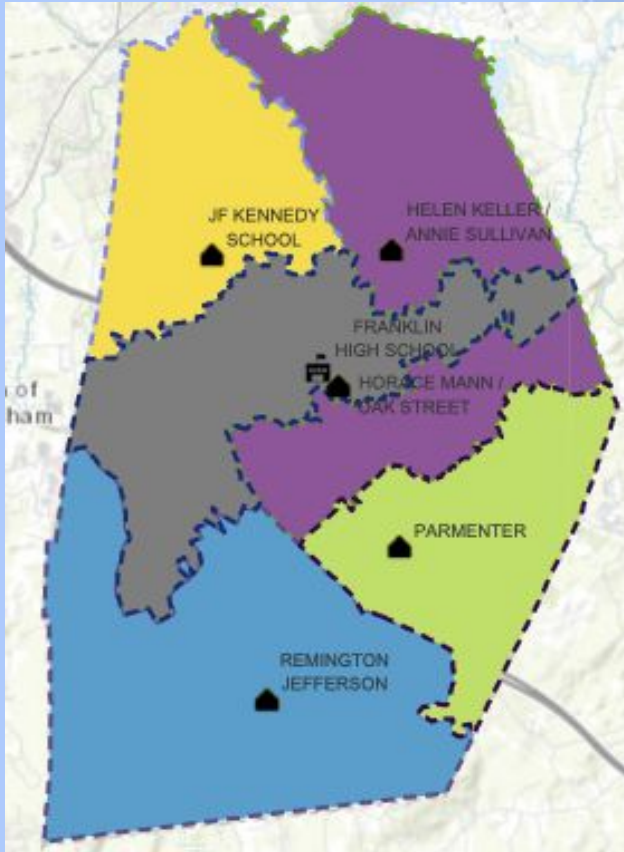
- Integrated PreK, GOALS, IDEAS, NECC, REACH, STRIVE, 5th Year Transition Program
- +2 in FY23 (BRYT & NECC Partner Classroom)

FY23/24 Maintenance Schedule: \$3.9M
(projected)

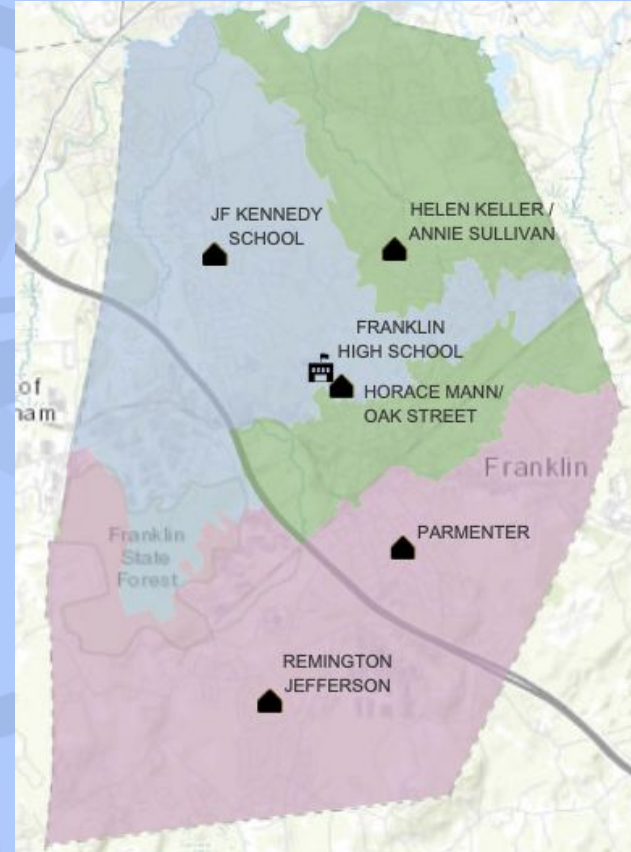


Franklin District Map

Elementary




Middle Level



F.X. O'Regan Early Childhood Development Center (ECDC)



Facility Profile



FY22

- 130 students
- 9 Classrooms (Sinks/toilet each room)
- 1 Calm Room
- 1 Motor Room
- 1 Conference Room

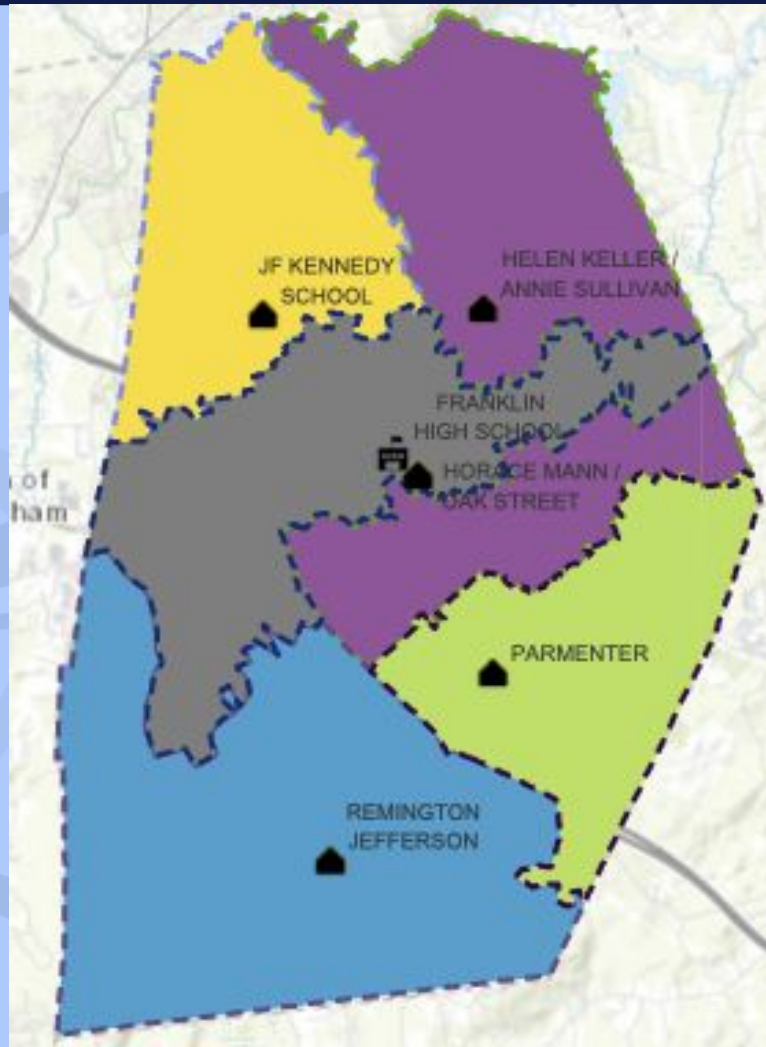
FY23

- 175 students (35% increase)
- 10-11 Classrooms
- 1 Calm Room
- 1 Motor Room

* **Calm Room** - Quiet space for students to self-regulate

* **Motor Room** - Open space with sensory equipment/tools (fidgets, swings, putty), mats, gross motor equipment (scooters, stairs, steps), etc. Used for sensory breaks and/or therapies.

Elementary Level



FY22 Enrollment based on May 2022



Gerald M. Parmenter Elementary



Facility Profile

Built / Renovation: 1951 / 1988

Functional Capacity: 384

FY22 Enrollment: 302

FY22 Utilization: **79%** (-11pp from 2020)

Specialized Programs:

- NECC (FY23 5 students)

FY23/24 Maintenance Schedule: \$700K
(projected)

- \$450K Boiler
- \$250K Playground

Target utilization **80%** McKibben / **85% - 95%** KBA



Helen Keller Elementary

Facility Profile



Built: 2002

Functional Capacity: 536

FY22 Enrollment: 553

FY22 Utilization: **103%** (+38pp from 2020)

*Keller & ASMS adjust space based on enrollment

Specialized Programs:

- STRIVE (FY23 9 Students)

FY23/24 Maintenance Schedule: \$650K
(projected)

- \$300K Fire Alarm Panel
- \$350K Security Improvements
- *Shared for Keller & ASMS*

Target utilization **80%** McKibben / **85% - 95%** KBA



Jefferson Elementary



Facility Profile

Built: 1996

Functional Capacity: 433

FY22 Enrollment: 337

FY22 Utilization: **78%** (-2pp from 2020)

Specialized Programs:

- GOALS (FY23 22 students)
- IDEAS (FY23 9 students)


FY23/24 Maintenance Schedule: \$1.6M
(projected)

- \$875K Boiler
- \$300K Fire Alarm Panel
- \$100K Playground/Basketball Court
- \$350K Security Improvements
- *Shared for Jefferson and Remington*

Target utilization **80%** McKibben / **85% - 95%** KBA

John F. Kennedy Elementary

Facility Profile



Built / Renovation: 1964 / 1999

Functional Capacity: 443

FY22 Enrollment: 342

FY22 Utilization: **77%** (-2pp from 2020)

Specialized Programs:

- NECC (FY23 3 students)

FY23/24 Maintenance Schedule: \$150K
(projected)

- \$150K Security Improvements

Target utilization **80%** McKibben / **85% - 95%** KBA



Oak Street Elementary



Facility Profile

Built / Renovation: 1964 / 1999

Functional Capacity: 515

FY22 Enrollment: 382

FY22 Utilization: **74%** (+4pp from 2020)

Specialized Programs:

- REACH (FY23 9 students)
- Lifelong Learning office space

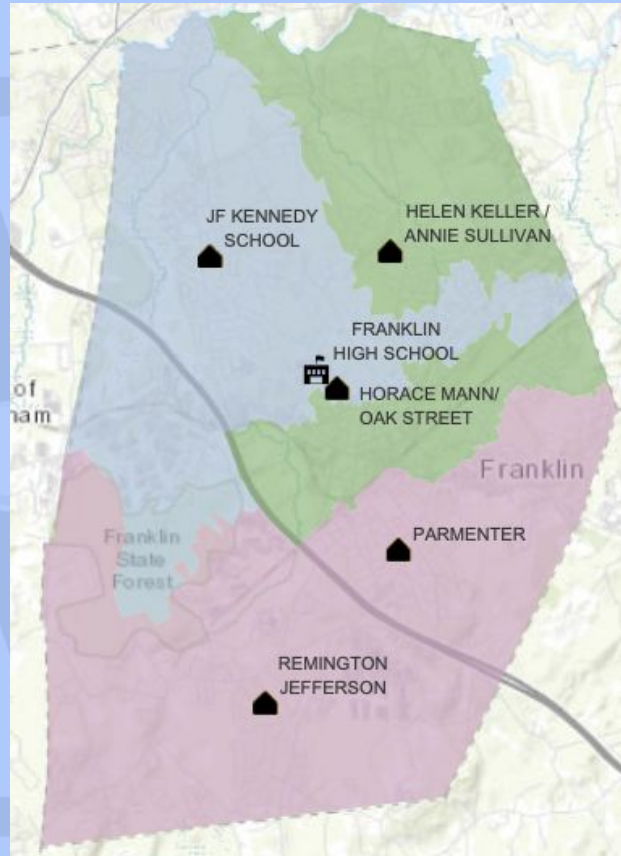
FY23/24 Maintenance Schedule: \$300K
(projected)

- \$300K Fire Alarm Panel
- *Shared Oak St. and HMMS*

Target utilization **80%** McKibben / **85% - 95%** KBA



Middle Level



FY22 Enrollment based on May 2022



Annie Sullivan Middle School



Facility Profile

Built: 2002

Functional Capacity: 716

FY22 Enrollment: 329

FY22 Utilization: **46%** (-7pp from 2020)

Complex utilization: **70%**

Specialized Programs:

- STRIVE (FY23 8 students)
- NECC (FY23 2 students)

FY23/24 Maintenance Schedule: \$650K
(projected)

- \$300K Fire Alarm Panel
- \$350K Security Improvements
- *Shared for Keller & ASMS*

Target utilization **80%** McKibben / **85% - 95%** KBA



Horace Mann Middle School



Facility Profile

Built / Renovation: 1962 / 2004

Functional Capacity: 720

FY22 Enrollment: 368

FY22 Utilization: **51%** (-12pp from 2020)

Complex utilization: **61%**

Specialized Programs:

- REACH (FY23 12 students)
- BRYT (New in FY23)

FY23/24 Maintenance Schedule: \$300K
(projected)

- \$300K Fire Alarm Panel
- *Shared for Oak St. and HMMS*

Target utilization **80%** McKibben / **85% - 95%** KBA



Remington Middle School



Facility Profile



Built: 1996

Functional Capacity: 718

FY22 Enrollment: 381

FY22 Utilization: **53%** (-3pp from 2020)

Complex utilization: **62%**

Specialized Programs:

- IDEAS (FY23 14 students)
- GOALS (FY23 7 students)

FY23/24 Maintenance Schedule: \$1.6M
(projected)

- \$875K Boiler
- \$300K Fire Alarm Panel
- \$100K Playground/Basketball Court
- \$350K Security Improvements
- *Shared for Jefferson and Remington*

Target utilization **80%** McKibben / **85% - 95%** KBA



High School



Franklin High School



Facility Profile

Built: 2014

Functional Capacity: 1,650

FY22 Enrollment: 1,673

Specialized Programs:

- REACH(FY23 21 students)
- STRIVE(FY23 17 students)
- 5th Year Transition Program(FY23 5 students)
- BRYT (New in FY23)

FY23/24 Maintenance Schedule: \$300K
(projected)

- \$300K Bleachers Main Stadium
(visitors)

Target utilization **80%** McKibben / **85% - 95%** KBA



Recommendations & Next Steps

- ❖ Secure consultant for redistricting analysis
- ❖ Establish Redistricting Advisory Committee
 - Consist of Faculty, Parents, Central Office & School Committee

- ❖ *Potential FY23 Timeline*
 - Begin process to secure Consultant **(7/22)**
 - Secure Consultant **(9/22)**
 - Solicit interest & establish Advisory Committee **(9/22)**
 - Analysis & feedback **(3/23)**
 - Proposal selection & define implementation timeframe **(4/23)**

- ❖ Explore space options for ECDC
- ❖ Consider long term need for new facilities

