



FRANKLIN PUBLIC SCHOOLS



“Investing in Our Future”

FY25 BUDGET BOOK

JULY 1, 2024-JUNE 30, 2025



Franklin Public Schools
355 East Central Street, Franklin, MA
www.franklinps.net
Twitter: @FranklinPSNews

FRANKLIN SCHOOL COMMITTEE

Dave Callaghan, Chair
David McNeill, Vice Chair
Al Charles
Erin Gallagher
Dr. Paul Griffith
Ruthann O'Sullivan
KP Sompally



ACKNOWLEDGEMENTS

The preparation of the annual budget is a substantial leadership responsibility. The development of the 2024 -2025 school district budget is consistent with the district's goals. The district administrators, building administrators, teachers, and staff all had input into the development of the budget. All are to be commended. The people whose names appear below provided the leadership that made the development of the budget possible.

Central Administration

Lucas Giguere, Superintendent
Paula Marano, Assistant Superintendent for Student Services
Dr. Tina Rogers, Assistant Superintendent for Teaching and Learning
Janaina Melotti, Asst. School Business Admin.
Tim Frazier, PreK-12 Director of Curriculum-ELA/SS
Eric Stark, PreK-12 Director of Curriculum-STEM

Dr. Robert Dutch, School Business Administrator
Kenneth Storlazzi, Director of Human Resources
Timothy Rapoza, Director of Technology
Andrew Duquette, PreK-5 Asst. Spec. Ed Dir.
Jennifer Graveline, 6-Age. 22 Asst. Spec. Ed Dir.

In collaboration with the Franklin Public Schools Administrative Team

Principals

Kim Taylor/ECDC
Stefani Wasik/Jefferson
Keri Busavage/Keller
Sarravy Connolly/JFK
Brad Hendrixson/Oak St
Evan Chelman/Parmenter

Elizabeth Morrison/ASMS
Craig Williams/RMS
Rebecca Motte/HMMS
Joshua Hanna/FHS

Central Office Administrative Assistants

Denise Miller, Secretary, Superintendent's Office
Rebecca Lavergne, Secretary, Office of Teaching and Learning
Lynn Lounsbury, Secretary, Student Services Department

A Message to the Community

Dear Franklin Community,

It is my honor to serve the Town of Franklin as Superintendent of Schools. The leadership team and I are responsible for overseeing the daily operations of our school district, which serves over 4,720 students and employs more than 1,000 people in various roles. Administrators, educators, and support staff work together to support students academically, socially, and behaviorally while building relationships with families and the community. We are dedicated to providing educators with relevant support, professional development, technology, and facilities that enable teaching and learning to take place in safe, healthy, and welcoming environments.



We have used the budget process to find efficiencies in the budget and to right-size our operation with the allocation of and request for human resources to meet the needs of our students best. Among our fiscal priorities in this budget cycle is the continuation of our efforts to maintain programs and reasonable class sizes, particularly in the primary grades, to ensure an equitable playing field for many of our families, which will serve as a significant down payment on long-term educational outcomes for our students, especially for our students who might not otherwise have access to high-quality early childhood education.

We recognize that the district is undergoing a demographic change and, as a result, have undertaken a process of educational visioning to explore how to deliver education to our students best. Additionally, we are examining the facilities to develop a long-range comprehensive facilities plan.

As Superintendent of Schools, I remain committed to working collaboratively with the Franklin School Committee, Town Administrator Jamie Hellen, and the Franklin Town Council, as well as municipal departments and division heads. Decision-making, forward planning, and partnerships all serve to ensure that all Franklin children have the best opportunities to meet high levels of achievement.

Our vision relative to budget development is straightforward but extraordinarily important and undeniably mission-driven by our Portrait of a Graduate. We remain focused on supporting student growth, recovery, and success and will continue to prioritize services and support for our students. We believe that all students should have equitable access to resources; opportunity for each student to have access to personalized interventions and accelerations, and advance the achievement, success, and wellness of all students.

We remain focused on supporting student growth and success and will continue to prioritize services and support for our students. This budget continues to support Franklin's *Portrait of a Graduate* -- the community's consensus of five essential skills each student will practice and develop through their PreK-12+ school experience, which align with our strategic objectives.

As Superintendent of Franklin Public Schools, it is my honor to present the budget recommendations for the upcoming fiscal year, anchored by our guiding principle: "Investing in OUR Future." This tagline encapsulates the essence of our

mission, highlighting the critical link between a healthy, stabilized budget and the long-term prosperity of our community.

Thank you for your confidence in us and your unwavering commitment to Franklin students and families. Leading a school district in a community that so deeply values education is what makes this work so exciting and meaningful.

Lucas Giguere

Lucas Giguere
Superintendent of Schools

Robert Dutch

Dr. Robert Dutch
School Business Administrator

A Budget Message From The School Committee

Dear Franklin Community Member,

Thank you for dedicating your time to reviewing this budget document. In the following pages, we provide valuable insights into the proposed budget's crucial role in supporting our students' education and its broader impact on our community. Aligned with the objectives of Franklin Public Schools and emphasizing our Portrait of a Graduate, this budget signifies our ongoing commitment to fostering intellectually stimulating and pertinent learning opportunities for all students within a dynamic educational setting. Our overarching goal is to propose a budget that upholds our community's commitment to educational excellence while also exhibiting fiscal prudence.



This budget represents the financial support provided through the combined efforts of the Town of Franklin, the Commonwealth of Massachusetts, and other revenue sources, including grants and fees. The proposed FY25 Budget reflects a 12.92% increase from FY24; however, it still falls short of incorporating a complete wish list of items requested by this Committee, previous Committees, and the wider community. Our request for this budget is not meant to diminish the essential funding of other departments, which is equally vital for delivering exemplary services to our students, families, and the entire community of Franklin. We must strike a balance between our students' needs and the financial realities of The Town of Franklin. We have faced years of persistent structural deficits; nevertheless, we maintain hope that our community can navigate through these challenges ahead.

Thank you for entrusting us to act on your behalf as the Franklin School Committee.

Respectfully,

Dave Callaghan
Chair of the Franklin School Committee

David McNeill
Vice Chair, Budget Subcommittee Chair

EXECUTIVE SUMMARY.....	3
TABLE OF CONTENTS.....	5
PORTRAIT OF A FRANKLIN GRADUATE.....	6
STRATEGIC OBJECTIVES 2023-24.....	8
INVESTING IN FRANKLIN’S FUTURE.....	8
FY25 BUDGET TIMELINE & PROCESS.....	9
BUDGET ROLES & RESPONSIBILITIES.....	9
BUDGET TIMELINE.....	10
GUIDELINES FOR BUDGET REQUESTS.....	10
SCHOOL COMMITTEE BUDGET ASSUMPTIONS.....	11
BUDGET SUMMARY.....	12
BUDGET DRIVERS.....	15
ENROLLMENT PROJECTIONS.....	16
STAFFING PROJECTIONS.....	18
CLASS SIZE PROJECTIONS & STAFFING.....	21
STAFF DATA.....	23
OTHER BUDGETARY INFORMATION.....	24
REVENUE SOURCES.....	30
EXPENSES.....	34
SALARIES.....	35
SUPPLY & EXPENSES.....	37
BUDGET DISTRIBUTION.....	40
MCAS DATA - 2023.....	42
COLLEGE MATRICULATION - CLASS OF 2023.....	47

The Franklin Public Schools' Portrait of a Graduate represents the community's consensus of five essential skills each student practices and develops, individually and collaboratively, through teamwork throughout all grades in Franklin Public Schools. Understanding that developing these skills is a lifelong process, FPS looks to provide a foundation for graduates' future learning, growth, fulfillment, and success.

Confident and Self-Aware Individual

- Develops and applies content knowledge, skills, and literacies (including financial and digital) within and across academic disciplines
- Accurately recognizes and manages one's emotions, thoughts, values, and behavior
- Accurately assesses and identifies one's strengths, interests, needs, and passions, as well as areas for growth
- Demonstrates resilience and perseverance; develops a growth mindset and asks for help
- Makes healthy, responsible decisions to achieve well-being



Empathetic and Productive Citizen

- Demonstrates social-awareness through inclusivity and the consideration of various perspectives
- Applies ethical reasoning and acts with care and integrity
- Develops an understanding of civics and democratic principles; applies lessons from historical knowledge to contemporary situations
- Applies knowledge and skills to contribute to local, global, and environmental solutions with personal responsibility

Curious and Creative Thinker

- Asks inquiry-driven questions and takes initiative to seek answers
- Analyzes, evaluates, and synthesizes relevant information from multiple perspectives, varied viewpoints and sources
- Employs self-reflection while being courageous, independent, and flexible in one's thinking.
- Expresses one's self creatively

Effective Communicator and Collaborator

- Listens with an open mind and embraces a respectful, inclusive, and culturally aware approach
- Uses multiple communication strategies and literacy skills (oral, written, visual) to convey ideas, including in a digital environment
- Selects appropriate mode of communication for the desired result (audience, purpose, intent, etc.)
- Contributes to teamwork and builds relationships, including conflict resolution and consensus building

Reflective and Innovative Problem-solver

- Identifies and analyzes problems from multiple perspectives
- Designs, proposes, and iterates goal-oriented and forward-thinking solutions to apply to personal and real-world situations
- Apply technologies, as appropriate, as problem-solving tools

VISION

The Franklin Public Schools (FPS) will foster within its students the essential knowledge and skills as defined by the FPS *Portrait of a Graduate*:

- Confident and self-aware individual
- Empathetic and productive citizen
- Curious and creative thinker;
- Effective communicator and collaborator;
- Reflective and innovative problem-solver



CORE VALUES

FPS is Committed to...

- The Social-Emotional Development of Students
- A Safe and Inclusive School Culture
- Setting High Expectations for Student Success
- Creating a Collaborative Community

THEORY OF ACTION

IF we...

- Nurture a safe, supportive, inclusive, and collaborative learning environment
- Provide children with an engaging and rigorous curriculum with exemplary instructional practices that support and challenge students to reach their full potential through personalized learning opportunities;
- Engage the community in effective two-way communication in order to support student learning

THEN each Franklin student will develop the necessary social-emotional, academic, and career skills to be a productive citizen in an ever-changing world.



INVESTING IN FRANKLIN'S FUTURE

Investing in education is investing in the future of Franklin, MA. Our schools are the cornerstone of our community, shaping the next generation of leaders, innovators, and citizens. A robust budget ensures that we can provide our students with the resources, support, and opportunities they need to succeed in an ever-changing world. Here's how a healthy, stabilized budget supports our investment in the future:

1. Quality Education: Our budget prioritizes hiring and retaining exceptional educators, investing in professional development, and updating curriculum and technology. Providing a high-quality education equips our students with the knowledge and skills they need to thrive in college, careers, and beyond.

2. Equity and Access: We believe that every student deserves access to a quality education, regardless of their background or circumstances. With a stable budget, we can implement programs and initiatives to address disparities, support special education services, and provide resources for English language learners, ensuring that all students have the opportunity to reach their full potential.

3. Innovation and Adaptation: The world is constantly evolving, and so are the needs of our students. A well-funded budget allows us to innovate in our teaching methods, incorporate new technologies, and adapt our curriculum to meet the demands of the 21st-century workforce. By staying ahead of the curve, we prepare our students to thrive in an increasingly competitive global economy.

4. Community Engagement: Our schools are at the heart of the Franklin community, and a strong budget enables us to support students' success. By strengthening school-community relationships and engaging community stakeholders in the budget process, we can create an inclusive environment that fosters a sense of belonging for students and the Franklin community.



FY25 BUDGET TIMELINE & PROCESS

The Franklin School Committee is responsible for establishing budget priorities and subsequently voting on a budget that reflects applicable state and federal mandates, the priorities, and the needs of the Franklin School District. Once adopted by the School Committee, the budget must ultimately be approved by the Finance Committee and Franklin Town Council.

The purpose of this document is to outline the roles and responsibilities associated with the budget process, detail a timeline for budget development, and outline assumptions and priorities that will guide the School Committee in its deliberations and in its interactions with other town boards during the budget process.

The budget for Fiscal Year 2024-25 (FY25) will begin on July 1, 2024.

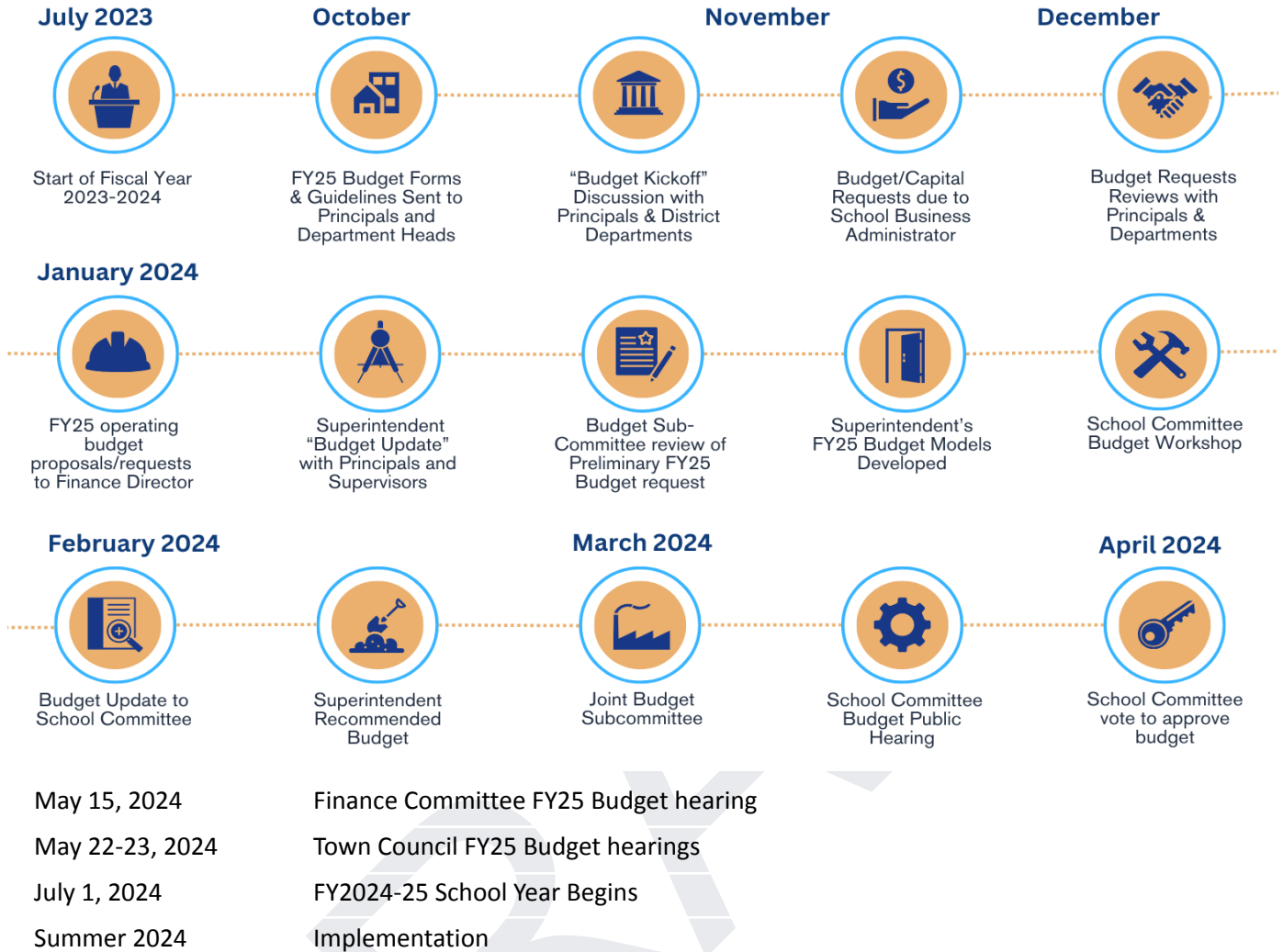


BUDGET ROLES & RESPONSIBILITIES

The School Committee and School administrative staff each have a role in the development of the budget:



BUDGET TIMELINE




GUIDELINES FOR BUDGET REQUESTS

We utilize multiple levels of funding requests within the School Committee's budget: Level Service budget requests and Level Service Plus requests.

The **Level Service Budget** assumes the same level of service to the schools from the FY24 budget to the FY25 budget, including the current school programs, staffing levels, class sizes, and services. The base budget includes:

1. The total FY25 budget appropriation;
2. Statutory or regulatory mandates;
3. Personnel step, lane, longevity, and collective bargaining increases;
4. Increases under other existing contracts;
5. Significant inflationary or enrollment increases (inflationary increase in the cost of



student supplies, additional teachers needed to maintain student-teacher ratios, etc.) These requests should include

- a. Specific dollar increases by line item and
 - b. Purpose of the requested increase; and
6. Other items considered necessary and recommended by the Superintendent.

The **Level Service Plus** includes both the Level Service Budget plus additional funds for partial restoration of previous reductions and improved service. This budget mechanism is utilized to reinvest in services for the students of Franklin Public Schools. The Level Service Plus budget is not a wish list. Rather, it reflects the need to grow and improve the schools in a way consistent with the mission, values, and goals of the Franklin Public School District and the high expectations of the Franklin community. Program Improvement Budget requests must be listed in order of priority and include:

1. Specific dollar amount;
2. Purpose of request;
3. Projected impact of the request on service delivery;
4. Identification of grants or other outside sources of revenues.
5. Reflect on the district's values and goals, including The Portrait of a Graduate



SCHOOL COMMITTEE BUDGET ASSUMPTIONS

The budget is developed with certain assumptions and priorities established by the School Committee. For example, the budget reflects the assumption that the School District will meet all federal, state, and local mandated programs and requirements.

Thus, the budget should include sufficient resources and funding to meet contractual obligations and mandated programs, including

1. Special Education
2. Meet the federal requirement to provide a free and appropriate public education to students with disabilities in the least restrictive environment.
3. Federal and State Accountability System will influence budgetary needs.
4. English Language Learners (ELL)
5. Meet the federal (Title VI, Civil Rights Act) and state (M.G.L. c71-A) bilingual statutes that require districts to provide Limited English Proficient (LEP) students with support services until they are proficient enough to participate meaningfully in the regular educational program
 - a. Massachusetts Tiered Focus Monitoring (TFM,,) recommendations
 - b. Section 504 and Americans with Disabilities Act
6. Meet the federal requirement to provide reasonable accommodations so that all people (students, faculty, and community) can participate in activities in our schools, regardless of disability. These accommodations can include building modifications, specialized equipment, instructional or testing changes, or care from a nurse or other staff member
7. Education Reform Act

- 8. Provide MCAS support and continue to close the achievement gap for minority and special education students,
- 9. Comply with state financial, pupil, and student reporting requirements.
- 10. Educator Evaluation
- 11. Promote the growth and development of District administrators and teachers using multiple measures of student learning.
- 12. Meet Massachusetts Department of Elementary and Secondary Education regulations (603 CMR 35) related to educator evaluation

BUDGET SUMMARY

How does the FY25 budget benefit students?

The largest portion of the budget provides for salaries for staff. It ensures that our students are learning in classrooms with a talented faculty where the student-to-teacher ratio in Grades K-5 is approximately 18-24. The budget provides for targeted support for Special Education students and students requiring math and literacy assistance. It ensures that all students have access to learning and co-curricular activities that are inclusive. The budget provides the materials, technology needs, and counseling resources required by students to learn, achieve, and grow.



Highlights and Enhancements:

To continue improving the learning experience for all students, the following are some of the items supported by the 2024-25 School Committee proposed budget:

- Staffing modifications based on enrollment to continue to support favorable class size and elective offerings across the District.
- Additional special education staffing for our students needing support.

STAFFING MODIFICATIONS

Once enrollment was projected and programs were evaluated for the 2024-25 budget, staffing needs were determined. Needs will be reevaluated based on kindergarten registration, incoming students at each grade level, and student course selection.

The majority of staffing changes are outlined below:

<p><u>Elementary Schools</u></p> <ul style="list-style-type: none"> • 5.0 K-2 teachers • 1.0 Board Certified Behavior Analyst • 1.0 STRIVE teacher • 1.0 STRIVE ESP • 0.8 ECDC ESP 	<p>In order to maintain a student-to-teacher ratio of approximately 18-22 in grades K-2, to ensure reasonable class sizes across the district.</p> <p>The Office of Student Services requests a special education teacher and educational support professional for the STRIVE Program due to increased enrollment in the specialized program. In addition, a 1.0 FTE BCBA districtwide and .8 FTE additional educational support professional at ECDC is requested to support students with complex learning and social-emotional needs at ECDC and the elementary level.</p>
--	---

	<p><u>Alignment to DIP</u></p> <ol style="list-style-type: none"> 1. Social-Emotional Well-being of Students and Staff 2. Rigorous and Engaging Curriculum 3. Engaging Instruction to Meet Academic and SEL Needs of All Learners
--	---

<p><u>Middle School</u></p> <ul style="list-style-type: none"> ● 1.0 Teacher ● 1.0 Special Education teacher ● 1.0 Applied Behavior Analyst Tutor ● 1.0 Special Education ESP <p><u>Middle School Clubs and Activities</u></p>	<p><u>Description and Rationale</u></p> <p>The staffing in the FY25 budget is designed to support the continuation of the teaming model. Additionally, it includes an increase in the number of special education teachers, educational support professionals, and ABA Tutors to cater to the growing learning and social-emotional needs of the middle school student population.</p> <p>Restoration of previously cut clubs, activities, and bus transportation across three middle schools in addition to the middle school student transition programs and after-school behavioral support.</p> <p><u>Alignment to DIP</u></p> <ol style="list-style-type: none"> 1. Social-Emotional Well-being of Students and Staff 2. Rigorous and Engaging Curriculum 3. Engaging Instruction to Meet Academic and SEL Needs of All Learners
<p><u>High School</u></p> <ul style="list-style-type: none"> ● Add .5 Team Chair ● Add 1.0 Special Education teacher ● Add 1.0 Business Teacher ● Add 1.0 Math Interventionist ● Add 1.0 Librarian/Media Specialist 	<p><u>Description and Rationale</u></p> <p>FHS has over 200 students on Individualized Education Plans and only 1.5 FTE Team Chair. More support is required at the high school to oversee the growing specialized programs, maintenance, and completion of important and legal special education requirements, including following established processes and procedures and supporting students with complex learning and social-emotional needs. Therefore, the high school and Office of Student Services request an additional 0.5 FTE Team Chair. In addition, the District is requesting a 1.0 FTE special education teacher and math interventionist to support students with complex learning and social-emotional needs at the high school.</p> <p>FHS is requesting the addition of a business teacher to teach Financial Literacy in and other courses in our expanding business department. Financial Literacy is a graduation requirement for all students entering FHS during the 2024-25 school year. The request for a math interventionist is being made to support students' math skills across foundational math courses, further addressing the level of equity among students who may not have access to private tutoring.</p> <p>The FY25 budget supports the request of a librarian/media specialist to support information literacy, support curriculum integration, and ensure that our school meets the standards set forth by the New England Association of Schools and Colleges (NEASC) accreditation.</p>

<p><u>High School Supplies and Equipment</u></p>	<p>Includes replacement and replenishment of music supplies and instrument replacement, math graphing calculators, and various World Language Learning Lab equipment.</p> <p><u>Alignment to DIP</u></p> <ol style="list-style-type: none"> 1. Social-Emotional Well-being of Students and Staff 2. Rigorous and Engaging Curriculum 3. Engaging Instruction to Meet Academic and SEL Needs of All Learners
<p><u>District</u></p> <ul style="list-style-type: none"> ● 2.0 Digital Learning Integrationists ● Online educational and technology security software ● .8 Van Driver 	<p>The restoration of FY24 reduction is crucial for the continued employment of DLIs or Digital Learning Integrationists. These professionals have played an important role in identifying the software and applications being used in the district, assessing their effectiveness as related to the curriculum, and ensuring their privacy and safety policies. They have also recommended replacement or additional software or applications for various usages, provided professional development for teachers, and bridged the gap between classroom instruction and technology tools.</p> <p>The need for these positions will persist, as the district-wide implementation of TouchViews at FHS 9-12 grade classrooms will continue for several years. Teachers and students will continue to use various tools that have proven to be educationally sound and valuable for student learning. Therefore, funds to support technology, including software, licensing fees, and cybersecurity, are necessary.</p> <p>An additional .8 Van Driver is requested to transport students who require specialized transportation due to their complex social emotional and behavioral needs</p> <p><u>Alignment to DIP</u></p> <ol style="list-style-type: none"> 1. Social-Emotional Well-being of Students and Staff 2. Rigorous and Engaging Curriculum 3. Engaging Instruction to Meet Academic and SEL Needs of All Learners

Capital Projects

The district plans to address the following capital items:

- Replace the existing Special Education van that is over 13 years old. \$75,000
- Replacement materials for Middle School curriculum licenses, subscriptions, textbooks - 3-year license - \$95,578
- Replacement Devices for 1:1 Chromebooks (\$250 per unit) - \$100,000
- K-8 +admin Laptop maintenance agreement - \$55,000
- 75-inch Touch Views to replace projectors and whiteboard combinations in 116 rooms that were installed in 2014. Estimated price \$2,800 - \$324,800
- LARGE format (85") Interactive TouchView displays - 2 - \$10,000
- Crestron A/V system Update - \$100,000
- 4 Large Projectors at FHS - \$120,000

* The original capital request was decreased in an effort to help us stabilize the school budget moving forward and remain fiscally responsible while planning for next year. The Town Council voted to approve the adjusted request of \$950,387 on February 28, 2024.

BUDGET DRIVERS

Staffing and salary adjustments

Later in this document, we will outline details of staffing in each of our schools and programs. Overall, our staffing/salary increase accounts for 56.5% of the overall increase in the 2024-2025 budget (This increase is accounted for by contractually obligated salary increases. It also includes salaries associated with new staff, including 20.1 positions, which are either new or reinstatement of positions previously cut, health insurance costs, and other contracted services increases).



Special Education Costs

Individualized Education Plans for our students with disabilities will impact the budget as services are added or removed. Out-of-district expenses are often unpredictable based on students moving in or out of the district.

In-District vs. Out-of-District

The Franklin Public Schools makes every attempt to educate all of our students in-district. We believe that, when possible, students benefit from being with their peers in an inclusionary setting. Students of all levels benefit from one another, and it reinforces our beliefs that every child can learn and is valued for their uniqueness. However, there are times when the district cannot meet the needs of a child, and placement outside of the district is determined to be best for the student.

To try to provide opportunities for students to stay within the district, we have created numerous programs to meet the needs of our unique learners. Serving students in the district allows us to control the quality of programming and keep our students in their community. An added benefit is the reduction of our out-of-district costs – related to transportation costs and tuition costs, which are legally mandated and not reimbursable.

When it's not possible to keep a student in-district, we must rely on out-of-district programs. Some are day programs, which result in transportation costs as well as tuition expenses, while other students require a residential setting. These out-of-district program costs are much greater per pupil than our in-district programming. While the number of students and the services required are unpredictable, tuition rates have historically been predictable. For FY24, the state's Operational Services Division has authorized an increase of 4.69%.

Historical Special Education Out of District Costs				
Year	# of Students	Cost	Change	% Change
2021-22	65	\$6,598,372.50		
2022-23	81	\$7,619,726.92	\$1,021,354.42	15.48%
2023-24*	75	\$7,440,153.74	-\$179,573.18	-2.36%

* Estimated based on projections.

In-District vs. Out of District Costs				
Program	# of Students	Cost Per Pupil	OOD Cost	Savings
Elementary GOALS	21	\$48,623	\$79,990	\$658,707
Elementary REACH	3	\$71,355	\$98,883	\$275,480
NECC Partner Program	13	\$83,940	\$185,000	\$1,313,780
Middle School STRIVE	9	\$58,350	\$147,922	\$806,148
			Estimated Total Savings	\$3,054,115

ENROLLMENT PROJECTIONS

District Enrollment

The proposed expenditure budget reflects adjustments in staffing associated with fluctuations from grade to grade or from school to school. Driving any school budget is the need to serve children and the staffing costs associated with related programs.

The Franklin Public Schools will continue to experience a decline in enrollment, as forecasted in the [October 1 - Enrollment Report Memo 2023](#). The enrollment forecast below is slightly higher on lower assumptions for the anticipated construction of new homes from +/-60 to +/-5 homes per year.

However, this decline will be at a slower rate than the previous decade, and it is expected to level out and eventually increase over the next decade, beginning in 2027-28 in the elementary schools and gradually moving through the middle and high schools over that time period.

Fiscal Year	Enrollment
FY11	6539
FY12	6450
FY13	6435
FY14	6252
FY15	6160
FY16	5948
FY17	5886
FY18	5740
FY19	5677
FY20	5571
FY21	5311

FRANKLIN PUBLIC SCHOOLS TOTAL ENROLLMENT

	2020-21	2021-22	2022-23	2023-24	2024-25	2025-26	2026-27	2027-28	2028-29	2029-30	2030-31	2031-32	2032-33	2033-34
PK	80	133	150	154	154	154	154	154	154	154	154	154	154	154
K	267	281	289	307	317	318	308	304	304	314	318	323	327	322
1	276	302	297	301	325	331	333	323	319	319	323	327	332	336
2	328	293	309	307	302	327	330	332	322	322	322	326	330	335
3	326	339	299	320	309	304	328	331	333	328	329	329	333	336
4	352	321	350	300	314	303	298	321	324	334	329	331	331	337
5	327	360	330	364	301	315	304	299	322	330	340	335	337	336
Total K-5	1956	2029	2024	2053	2022	2052	2055	2064	2078	2101	2115	2125	2144	2156
6	349	331	379	338	377	311	323	317	309	331	340	350	345	345
7	386	355	331	382	344	382	316	327	321	314	336	346	356	351
8	412	387	357	341	385	347	385	319	330	327	320	342	352	363
Total: 6-8	1147	1073	1067	1061	1106	1040	1024	963	960	972	996	1038	1053	1059
9	413	389	387	366	317	383	345	383	317	328	330	323	345	356
10	429	411	395	384	364	315	381	343	381	315	326	328	321	343
11	437	423	411	400	386	366	317	383	346	385	318	329	331	324
12	449	435	424	411	402	388	368	319	385	348	387	320	331	333
SP	10	14	15	11	11	11	11	11	11	11	11	11	11	11
Total: 9-SP	1738	1672	1632	1572	1480	1463	1422	1439	1440	1387	1372	1311	1339	1367
Total PK-SP	4841	4774	4723	4686	4608	4555	4501	4466	4478	4460	4483	4474	4536	4582

** Enrollment forecast is subject to a slight decrease based on lower assumption of anticipated new home construction data.*

School lunch is provided at no cost to students as a result of state funding, which may have resulted in families not applying, even if they would have qualified. Our multilingual learners have increased by 2% to 109 from 93 in 2022-2023. The number of students with 504 plans has remained steady at 6%, while students on Individualized Education Plans has increased slightly at 1%.

We continue to see increased racial and ethnic diversity in the District, with multi-race non-Hispanic students increasing by 4% in addition to a 1% increase in our African American students (4%) and a 1% increase in our Hispanic or Latino students (7%), respectively.

There has been a declining trend over the past five years regarding commonly attended school attendance options for Franklin resident children:

- A decrease in the overall number of students attending a school other than FPS school at the elementary (16) and high school level (78).
- While the initial increase in students attending the Benjamin Franklin Charter School from 2019 to 2021 correlates to the school's initial expansion, we have seen a slight increase at the elementary and middle levels (+7) and middle level (+14).
- Homeschool numbers have decreased at the elementary level (-13) and middle level (-2) and increased slightly at the high school level (+2).
- High school-aged students attending vocational, in/out of state private/parochial schools, and homeschooled other than Franklin Public Schools have decreased from 379 to 301, the largest shift in five years.

Per Pupil Expenditures:

Per pupil expenditures show the overall cost per pupil and provide details about how much a school district spends in specific functional areas, such as administration, teaching, and maintenance.

Per pupil expenditures are calculated by dividing a district's operating costs by its average pupil membership (FTEs), including in-district expenditures per pupil and total expenditures per pupil, which includes in-district and out-of-district spending and enrollment. A district's operating costs include general fund expenditures, as well as expenditures from grants, private donations, and revolving accounts. They also include payments for local resident pupils who are being educated in schools outside the district. Franklin's per-pupil expenditures for the 2019-21 school year are displayed on the table adjacent.

Franklin Public Schools October 2023

Franklin Residents attending selected other schools by grade

School	K	1	2	3	4	5	6	7	8	9	10	11
Benjamin Franklin Classical Charter Public School	39	26	33	42	36	49	38	42	43			
Bishop Feehan										5	7	8
Homeschooled	4	3	4	3	4	5	7	3	5	1	2	
Norfolk Agricultural HS										6	5	3
Tri-County RVTHS										41	39	39
Xaverian Bros. HS								2	8	7	9	5
TECCA (online School)						2	1	2	3	2	5	2
Mercymount Country Day	2	3	3	1	3	2	3	2	5			

These numbers are from the School Attending Children Report from Spring 2023 with the exception of Homeschooled children, which was gathered this fall 2023.

District	In-District		Out-of-District		Total	
	FTE Pupils		FTE Pupils	Total FTE Pupils	In-District Expenditures	Total Expenditures
Holliston	2,786		104	2,889	16,090	17,311
Ashland	2,890		60	2,950	16,430	17,541
North Attleborough	3,967		196	4,163	16,430	16,850
Hopkinton	4,191		54	4,245	16,692	17,491
Franklin	4,675		478	5,152	17,897	19,502
Marlborough	4,806		728	5,533	18,061	18,222
Milford	4,438		446	4,884	18,359	18,775
Medway	2,137		95	2,233	18,601	19,425
Norton	2,369		112	2,480	18,763	20,127
Canton	3,208		96	3,304	19,560	21,073
Mansfield	3,443		117	3,560	20,469	21,471
Bellingham	2,016		328	2,344	20,639	21,220
Foxborough	2,467		150	2,617	20,748	21,716
King Philip	1,794		90	1,884	21,227	23,968
Needham	5,551		98	5,649	22,343	23,429
Dedham	2,563		76	2,638	24,879	26,355
Walpole	3,663		96	3,759	26,416	26,855

STAFFING PROJECTIONS

Early Childhood Development Ctr.			Jefferson Elementary			Kennedy Elementary		
Category	FY24	FY25	Category	FY24	FY25	Category	FY24	FY25
	Total Staff	Total Staff		Total Staff	Total Staff		Total Staff	Total Staff
TEACHERS -GEN.ED.	0.33	0.33	Elementary	18.24	19.24	Elementary	19.04	20.04
TEACHERS - Spec. Ed.	11.80	12.00	Kindergarten	2	3	Kindergarten	2.00	3.00
TEAM CHAIR	1.00	1.00	ABA TUTOR	1	1	LIBRARY ASSISTANT	1.00	1.00
NURSES	1.10	1.10	ACTIVITY MONITORS	2.5	2.5	ABA TUTOR	4.00	4.00
OT	0.80	0.80	INSTRUCTIONAL INTERVENTIONIST	1.92	1.92	ACTIVITY MONITORS	4.00	4.00
School Psychologist	0.40	0.40	OT/PT	1.6	1.6	INSTRUCTIONAL INTERVENTIONIST	3.50	3.50
BCBA	0.70	1.00	LPN/RN	1.1	1.1	OT	0.70	0.70
SLP	3.15	3.15	Counseling	2.0	2.0	LPN/RN	1.10	1.10
ESP	22.63	22.63	BCBA	0.5	0.5	Counseling	1.00	1.00
ADMIN. ASST	1.71	1.71	School Psychologist	0.6	1.0	School Psychologist	1.00	1.00
Admin	1.00	1.00	Special Ed Teacher	11.6	11.6	Special Ed Teacher	5.00	6.00
TOTAL	44.29	44.79	Team Chair	1	1	Team Chair	0.65	0.65
			SLP	2.0	2.0	SLP	1.40	1.40
			Paras	20	20	Paras	9.00	9.00
			ADMIN ASST	1.32	1.32	Van LPN	1.00	1.00
			Library Assistant	0.8	0.8	Secretarial	1.10	1.10
			Admin	2	2	Admin	2.00	2.00
			TOTAL	70.18	72.58	TOTAL	57.49	60.49

Keller Elementary			Oak Street Elementary			Parmenter Elementary		
Category	FY24	FY25	Category	FY24	FY25	Category	FY24	FY25
	Total Staff	Total Staff		Total Staff	Total Staff		Total Staff	Total Staff
Elementary	28.36	29.36	Elementary	23.53	23.53	Elementary	18.63	19.53
Kindergarten	4	5	Kindergarten	4	4	Kindergarten	2	3
LIBRARY ASSISTANT	1	1	LIBRARY ASSISTANT	1	1	LIBRARY ASSISTANT	0.7	0.7
ACTIVITY MONITORS	5	5	ABA TUTOR	1	2	ABA TUTOR	4	4
INSTRUCTIONAL INTERVENTIONIST	5	5	ACTIVITY MONITORS	3	3	BCBA	,3	1.3
JOB COACH	1	1	INSTRUCTIONAL INTERVENTIONIST	5	5	ACTIVITY MONITORS	3	3
BCBA	0	.2	OT	0.8	0.8	INSTRUCTIONAL INTERVENTIONIST	4	4
OT	0.95	0.95	LPN/RN	1.6	1.6	OT	0.6	0.6
LPN/RN	1.6	1.6	Counseling	2.0	2.0	LPN/RN	1.1	1.1
Counseling	2.0	2.0	School Psychologist	0.6	0.6	Counseling	2.0	2.0
School Psychologist	1	1	Special Ed Teacher	7	7	School Psychologist	1	1
Special Ed Teacher	13	14	Team Chair	1.4	2.0	Special Ed Teacher	5	5
TEAM CHAIR	1.75	1.75	SLP	1	1.2	Team Chair	0.6	0.6
SLP	1.95	1.95	Paras	13	14	Van LPN	1	1
Paras	20	21	Secretarial	1	1	SLP	1	1
Admin. Assistant	1.3	1.3	Admin	2	2	Paras	7	9
Admin	3	2	TOTAL	67.93	70.73	Secretarial	1.05	1.05
TOTAL	90.91	94.11				Admin	2	2
						TOTAL	53.68	59.88

Annie Sullivan Middle School		
Category	FY24	FY25
	Total Staff	Total Staff
Gen Ed.	24.76	24.76
BCBA	0.2	0.2
ABA TUTOR	4	4
INSTRUCTIONAL INTERVENTIONIST	1	1
OT	0.2	0.2
LPN/RN	1.6	1.6
Counseling	2.2	2.2
School Psychologist	0.5	0.5
Special Ed Teacher	7	7
Team Chair	1	1
SLP	1	1
Paras	9	9
Secretarial	1.15	1.15
Admin	2	2
TOTAL	55.61	55.61

Remington Middle School		
Category	FY24	FY25
	Total Staff	Total Staff
Gen Ed.	31.17	34.17
LIBRARY ASSISTANT	0.2	0.2
BCBA	0.5	1.5
TEAM CHAIR	1	1
OT	0.2	0.2
LPN/RN	0.6	0.6
Counseling	1.5	1.5
School Psychologist	1	1
Special Ed Teacher	12	13
SLP	1.2	1.2
Paras	10	11
Admin Assistant	1	1
Admin	2	2
TOTAL	62.37	68.37

Horace Mann Middle School		
Category	FY24	FY25
	Total Staff	Total Staff
Gen Ed.	30.17	31.17
BCBA	0.3	0.3
ACTIVITY MONITORS	0	0
TEAM CHAIR	1	1
OT	0.25	0.25
LPN/RN	1.1	1.1
Counseling	3.2	3.2
School Psychologist	0.5	0.5
Special Ed Teacher	7	7
SLP	1	1
Paras	10	10
Secretarial	1	1
Admin	2	2
TOTAL	57.52	58.52

Franklin High School			Central Office			In-District Transportation		
Category	FY24	FY25	Category	FY24	FY25	Category	FY24	FY25
	Total Staff	Total Staff		Total Staff	Total Staff		Total Staff	Total Staff
Gen Ed.	95.8	97.8	Superintendent	1	1	Transportation Coord	1	1
LIBRARY ASSISTANT	1	1	Assist Superintendent	2	2	Van drivers	13	14
BCBA	0.3	0.3	Director	2	2	TOTAL	14	15
Campus Liaison	3	3	Assist Director	2	2	Special Ed Staffing		
INSTRUCTIONAL INTERVENTIONIST	1	2	School Business Administrator	1	1	Category	FY24	FY25
OT	0.3	0.3	Assist School Business Administrator	0	1		Total Staff	Total Staff
Dog Handler	1	1	Payroll Administrator	1	0	Special Educators	102.4	104.4
LPN/RN	2.8	2.9	Human Resources Director	1	1	Team Chair	9.7	9.7
Counseling	14.6	14.6	Athletic Director	1	1	SLP	14.6	14.6
School Psychologist	1.4	1.4	Technology Director	1	1	OT	6.4	6.4
Special Ed Teacher	23	24	Network Administrator	2	2	BCBA	4	4
Team Chair	1.5	2.0	Comp Tech	7	7	Counselor	18	21.3
SLP	1.4	1.4	DLI	.8	2	Psychologist	8	8
Paras	17	17	Administrative Assistants	8.1	8.1	Nurse	9.5	9.5
Admin Assistant	10.27	10.27	Accounts Payable/ Payroll Specialist	2	2	LPN	6	6
Admin	5	5	TOTAL	31.9	33.1	PT	1.5	1.5
TOTAL	179.37	183.97				Total	180.1	185.4

CLASS SIZE PROJECTIONS & STAFFING

Elementary Schools

Please see the tables that follow for a school-by-school and grade-by-grade breakdown of projected class sizes. The student numbers included in that table are those from our October Student Information Management System (SIMS) data. By maintaining a level service budget, we ensure the appropriate staffing levels so that all classes have reasonable sizes, giving each student the attention they deserve.

Secondary Schools

The middle schools and high schools will continue to assign teachers based on student course assignments. Actual class sizes vary based on each school's master schedule.



Jefferson Elementary

Grade	Current January 2024	Staffing	Avg. Class Size	Projected Sept. 2024	Staffing	Avg. Class Size
1	55	3	18.33	48	3	16.00
2	46	2	23.00	55	3	18.33
3	66	3	22.00	46	2	23.00
4	49	2	24.50	66	3	22.00
5	71	3	24.00	49	3	16.33
Sub Total	335	15	22.63	317	17	18.61
K	48	2	24.00	48	3	16.00

Keller Elementary

Grade	Current January 2024	Staffing	Avg. Class Size	Projected Sept. 2024	Staffing	Avg. Class Size
1	81	4	20.25	94	5	18.80
2	94	5	18.80	81	4	20.25
3	85	4	21.25	94	5	18.80
4	98	4	24.50	85	4	21.25
5	112	5	22.40	98	5	19.60
Sub Total	564	26	21.78	546	28	19.5
K	94	4	23.50	94	5	18.80

Kennedy Elementary

Grade	Current January 2024	Staffing	Avg. Class Size	Projected Sept. 2024	Staffing	Avg. Class Size
1	59	3	19.67	48	3	16.00
2	64	3	21.33	59	3	19.67
3	65	3	21.67	64	3	21.33
4	39	2	19.50	65	3	21.67
5	58	3	19.33	39	2	19.50
Sub Total	331	16	20.75	321	17	18.88
K	46	2	23.00	46	3	15.33

Oak Elementary

Grade	Current January 2024	Staffing	Avg. Class Size	Projected Sept. 2024	Staffing	Avg. Class Size
1	63	3	21.00	81	4	20.25
2	63	3	21.00	63	3	21.00
3	68	3	22.66	63	3	21.00
4	62	3	20.67	68	3	22.66
5	70	3	23.33	62	3	20.67
Sub Total	407	19	21.49	418	20	20.97
K	81	4	20.25	81	4	20.25

Parmenter Elementary

Grade	Current January 2024	Staffing	Avg. Class Size	Projected Sept. 2024	Staffing	Avg. Class Size
1	46	2	23.00	48	3	16.00
2	44	2	22.00	48	3	16.00
3	42	2	21.00	44	2	22.00
4	56	3	18.00	42	2	21.00
5	55	3	18.33	56	3	18.00
Sub Total	289	14	20.88	284	16	17.75
K	46	2	23.00	48	3	16.00

Secondary Level Grades 6-12

Grade	Current January 2024	Projected September 2024
6	345	304
7	389	345
8	340	389
Subtotal	1074	1038
9	364	340
10	384	364
11	395	384
12	407	395
Ungraded	11	11
Subtotal	1561	1494

2023-24*

2024-25

Totals 4561 4412

*As of January 2024

STAFF DATA

District	FY20		FY21	
	FTE	Average Salary	FTE	Average Salary
Franklin	394.5	\$80,587	388.7	\$83,418
Ashland	202.4	\$83,540	207.2	\$84,499
Attleboro	383.9	\$88,775	388.6	\$89,550
Bellingham	161.8	\$82,383	164.2	\$85,213
Belmont	285	\$96,334	279.4	\$101,061
Canton	246.4	\$88,417	246.2	\$93,030
Easton	257.6	\$83,580	247.3	\$86,598
Foxborough	204.9	\$91,495	200.2	\$93,36
Holliston	212.5	\$84,877	208.6	\$87,172
Hopedale	97.2	\$70,701	92.6	\$72,755
Hopkinton	268.1	\$93,778	278.6	\$97,102
Hudson	229	\$81,072	233	\$84,324
King Philip	135.8	\$79,197	132.9	\$84,845
Mansfield	300.9	\$89,125	296	\$91,284
Marlborough	387.6	\$82,442	396.1	\$85,680
Medway	160.4	\$82,251	169.3	\$83,586
Milford	337.6	\$84,923	338.1	\$87,210
Millis	93.7	\$91,704	97.9	\$89,148
Natick	431.2	\$81,434	436.8	\$84,410
Needham	423.3	\$92,960	421.4	\$98,388
Newton	1086.9	\$88,804	1091	\$93,031
North Attleborough	285.3	\$81,559	291.7	\$83,320
Norton	169.2	\$87,137	18.8	\$85,931
Norwood	280.4	\$88,388	299.6	\$85,184
Seekonk	161.7	\$82,640	165.8	\$85,671
Stoughton	304.2	\$87,196	300.1	\$88,471
Walpole	289.7	\$83,747	282.5	\$84,948
Westwood	242.1	\$99,642	242.5	\$99,445
Wrentham	78.7	\$79,750	74.2	\$87,348

STAFFING RETENTION RATES				
	2023	2022	2021	2020
Teachers	84.2%	86.6%	86.4%	90.9%
Principals	81.8%	81.8%	81.8%	84.7%

OTHER BUDGETARY INFORMATION

This section outlines all of the revenue and expenses in the district's operational budget. The budget document provides a summary of all costs for each school and program. They are further broken out into major categories.



EARLY CHILDHOOD DEVELOPMENT CENTER	FY22 ACTUAL EXPENDITURES	FY23 ACTUAL EXPENDITURES	FY24 BUDGET	FY25 PROPOSED BUDGET	FY24 to FY25 \$ INCREASE	FY24 to FY25 % INCREASE
Teachers	\$828,539.00	\$1,274,020.43	\$1,196,200.72	\$1,368,837.58	\$172,636.86	14.43%
ESP	\$406,432.53	\$571,700.66	\$607,808.16	\$662,203.36	\$54,395.20	8.95%
Specialists	\$376,573.00	\$499,262.04	\$623,331.80	\$678,609.34	\$55,277.54	8.87%
Admin & Admin Asst.	\$159,155.00	\$174,422.96	\$206,742.00	\$223,084.00	\$16,342.00	7.90%
Total Salaries	\$1,770,699.53	\$2,519,406.09	\$2,634,082.68	\$2,932,734.28	\$298,651.60	11.34%
Materials & Supplies	\$14,435.00	\$9,473.53	\$11,600.00	\$11,600.00	\$0.00	0.00%
Contracted Services	\$7,935.00	\$1,277.82	\$2,600.00	\$2,600.00	\$0.00	0.00%
Textbooks	\$1,545.00	\$7,517.91	\$6,133.00	\$6,133.00	\$0.00	0.00%
Total Expenses	\$23,915.00	\$18,269.26	\$20,333.00	\$20,333.00	\$0.00	0.00%
TOTAL BUDGET	\$1,794,614.53	\$2,537,675.35	\$2,654,415.68	\$2,953,067.28	\$298,651.60	11.25%



JEFFERSON ELEMENTARY SCHOOL	FY22 ACTUAL EXPENDITURES	FY23 ACTUAL EXPENDITURES	FY24 BUDGET	FY25 PROPOSED BUDGET	FY24 to FY25 \$ INCREASE	FY24 to FY25 % INCREASE
Teachers	\$2,525,593.64	\$2,784,322.22	\$2,959,189.36	\$3,403,995.44	\$444,806.08	15.03%
ESP	\$301,078.45	\$509,982.72	\$561,872.00	\$576,252.28	\$14,380.28	2.56%
Specialists	\$714,003.75	\$737,184.81	\$821,456.54	\$860,871.27	\$39,414.73	4.80%
Admin & Admin Asst.	\$269,575.58	\$303,958.64	\$319,145.39	\$329,255.74	\$10,110.35	3.17%
Total Salaries	\$3,810,251.42	\$4,335,448.39	\$4,661,663.29	\$5,170,374.73	\$508,711.44	10.91%
Materials & Supplies	\$44,516.35	\$26,104.29	\$33,585.00	\$33,585.00	\$0.00	0.00%
Contracted Services	\$4,264.53	\$3,951.32	\$4,614.00	\$4,614.00	\$0.00	0.00%
Textbooks	\$11,223.39	\$7,249.83	\$9,830.00	\$9,830.00	\$0.00	0.00%
Total Expenses	\$60,004.27	\$37,305.44	\$48,029.00	\$48,029.00	\$0.00	0.00%
TOTAL BUDGET	\$3,870,255.69	\$4,372,753.83	\$4,709,692.29	\$5,218,403.73	\$508,711.44	10.80%



Franklin Public School District

J.F. Kennedy Elementary School



JOHN F. KENNEDY ELEMENTARY SCHOOL	FY22 ACTUAL EXPENDITURES	FY23 ACTUAL EXPENDITURES	FY24 BUDGET	FY25 PROPOSED BUDGET	FY24 to FY25 \$ INCREASE	FY24 to FY25 % INCREASE
Teachers	\$2,321,104.57	\$2,519,434.45	\$2,664,963.96	\$2,860,201.88	\$195,237.92	7.33%
ESP	\$320,983.08	\$244,320.00	\$268,697.00	\$275,795.56	\$7,098.56	2.64%
Specialists	\$564,962.44	\$593,785.87	\$899,198.90	\$939,577.64	\$40,378.74	4.49%
Admin & Admin Asst.	\$255,770.43	\$283,022.82	\$290,373.82	\$299,621.02	\$9,247.20	3.18%
Total Salaries	\$3,462,820.52	\$3,640,563.14	\$4,123,233.68	\$4,375,196.10	\$251,962.42	6.11%
Materials & Supplies	\$51,357.44	\$24,736.65	\$29,061.00	\$29,200.00	\$139.00	0.48%
Contracted Services	\$4,415.43	\$7,946.75	\$8,500.00	\$8,500.00	\$0.00	0.00%
Textbooks	\$11,764.10	\$3,888.93	\$5,800.00	\$5,800.00	\$0.00	0.00%
Total Expenses	\$67,536.97	\$36,572.33	\$43,361.00	\$43,500.00	\$139.00	0.32%
TOTAL BUDGET	\$3,530,357.49	\$3,677,135.47	\$4,166,594.68	\$4,418,696.10	\$252,101.42	6.05%



Franklin Public School District

Oak Street Elementary School



OAK STREET ELEMENTARY SCHOOL	FY22 ACTUAL EXPENDITURES	FY23 ACTUAL EXPENDITURES	FY24 BUDGET	FY25 PROPOSED BUDGET	FY24 to FY25 \$ INCREASE	FY24 to FY25 % INCREASE
Teachers	\$2,457,447.09	\$2,460,821.66	\$3,224,406.75	\$3,485,113.26	\$260,706.51	8.09%
ESP	\$227,641.57	\$354,264.00	\$378,406.00	\$387,668.00	\$9,262.00	2.45%
Specialists	\$625,261.90	\$564,043.29	\$777,474.90	\$890,541.71	\$113,066.81	14.54%
Admin & Admin Asst.	\$278,089.34	\$294,467.08	\$307,006.96	\$316,774.04	\$9,767.08	3.18%
Total Salaries	\$3,588,439.90	\$3,673,596.03	\$4,687,294.61	\$5,080,097.01	\$392,802.40	8.38%
Materials & Supplies	\$34,424.39	\$36,830.01	\$28,407.00	\$33,650.00	\$5,243.00	18.46%
Contracted Services	\$11,865.10	\$9,805.37	\$14,728.00	\$14,728.00	\$0.00	0.00%
Textbooks	\$17,331.51	\$12,689.21	\$9,250.00	\$3,800.00	-\$5,450.00	-58.92%
Total Expenses	\$63,621.00	\$59,324.59	\$52,385.00	\$52,178.00	-\$207.00	-0.40%
TOTAL BUDGET	\$3,652,060.90	\$3,732,920.62	\$4,739,679.61	\$5,132,275.01	\$392,595.40	8.28%



Franklin Public School District

Gerald M. Parmenter Elementary School



GERALD M. PARMENTER ELEMENTARY SCHOOL	FY22 ACTUAL EXPENDITURES	FY23 ACTUAL EXPENDITURES	FY24 BUDGET	FY25 PROPOSED BUDGET	FY24 to FY25 \$ INCREASE	FY24 to FY25 % INCREASE
Teachers	\$2,279,351.90	\$2,187,353.00	\$2,506,681.00	\$2,575,766.00	\$69,085.00	2.76%
ESP	\$412,404.17	\$211,092.00	\$209,231.00	\$244,729.00	\$35,498.00	16.97%
Specialists	\$649,750.39	\$841,793.00	\$875,973.00	\$974,329.00	\$98,356.00	11.23%
Admin & Admin Asst.	\$255,989.74	\$303,304.00	\$287,989.00	\$297,165.00	\$9,176.00	3.19%
Total Salaries	\$3,597,496.20	\$3,543,542.00	\$3,879,874.00	\$4,091,989.00	\$212,115.00	5.47%
Materials & Supplies	\$43,549.00	\$19,078.01	\$25,132.00	\$25,132.00	\$0.00	0.00%
Contracted Services	\$7,612.47	\$7,568.57	\$9,750.00	\$9,750.00	\$0.00	0.00%
Textbooks	\$12,910.61	\$13,175.97	\$14,700.00	\$14,700.00	\$0.00	0.00%
Total Expenses	\$64,072.08	\$39,822.55	\$49,582.00	\$49,582.00	\$0.00	0.00%
TOTAL BUDGET	\$3,661,568.28	\$3,583,364.55	\$3,929,456.00	\$4,141,571.00	\$212,115.00	5.40%



Franklin Public School District

Helen Keller Elementary School



HELEN KELLER ELEMENTARY SCHOOL	FY22 ACTUAL EXPENDITURES	FY23 ACTUAL EXPENDITURES	FY24 BUDGET	FY25 PROPOSED BUDGET	FY24 to FY25 \$ INCREASE	FY24 to FY25 % INCREASE
Teachers	\$3,782,138.96	\$4,702,520.83	\$4,566,204.21	\$4,942,557.58	\$376,353.37	8.24%
ESP	\$381,885.34	\$488,640.00	\$569,230.00	\$609,877.60	\$40,647.60	7.14%
Specialists	\$938,777.78	\$824,232.42	\$990,104.44	\$1,055,730.69	\$65,626.25	6.63%
Admin & Admin Asst.	\$272,994.36	\$408,887.72	\$411,472.50	\$444,513.19	\$33,040.69	8.03%
Total Salaries	\$5,375,796.44	\$6,424,280.97	\$6,537,011.15	\$7,052,679.06	\$515,667.91	7.89%
Materials & Supplies	\$48,385.91	\$30,959.15	\$66,670.00	\$66,370.00	-\$300.00	-0.45%
Contracted Services	\$6,796.83	\$5,628.64	\$7,900.00	\$7,900.00	\$0.00	0.00%
Textbooks	\$24,346.50	\$25,246.69	\$1,750.00	\$1,250.00	-\$500.00	-28.57%
Total Expenses	\$79,529.24	\$61,834.48	\$76,320.00	\$75,520.00	-\$800.00	-1.05%
TOTAL BUDGET	\$5,455,325.68	\$6,486,115.45	\$6,613,331.15	\$7,128,199.06	\$514,867.91	7.79%



Annie Sullivan Middle School



ANNIE SULLIVAN MIDDLE SCHOOL	FY22 ACTUAL EXPENDITURES	FY23 ACTUAL EXPENDITURES	FY24 BUDGET	FY25 PROPOSED BUDGET	FY24 to FY25 \$ INCREASE	FY24 to FY25 % INCREASE
Teachers	\$2,822,115.25	\$3,180,309.06	\$3,048,181.69	\$3,390,344.26	\$342,162.57	11.23%
ESP	\$159,985.08	\$183,240.00	\$241,488.00	\$273,525.20	\$32,037.20	13.27%
Specialists	\$434,032.90	\$423,701.37	\$647,932.10	\$755,625.58	\$107,693.48	16.62%
Admin & Admin Asst.	\$261,008.64	\$282,422.96	\$302,059.71	\$311,657.49	\$9,597.78	3.18%
Total Salaries	\$3,677,141.87	\$4,069,673.39	\$4,239,661.50	\$4,731,152.53	\$491,491.03	11.59%
Materials & Supplies	\$60,275.92	\$36,215.66	\$26,305.00	\$44,000.00	\$17,695.00	67.27%
Contracted Services	\$11,196.62	\$8,644.52	\$7,558.00	\$9,557.00	\$1,999.00	26.45%
Textbooks	\$1,798.11	\$12,939.57	\$12,920.00	\$19,175.00	\$6,255.00	48.41%
Total Expenses	\$73,270.65	\$57,799.75	\$46,783.00	\$72,732.00	\$25,949.00	55.47%
TOTAL BUDGET	\$3,750,412.52	\$4,127,473.14	\$4,286,444.50	\$4,803,884.53	\$517,440.03	12.07%

* Reverted back to FY23 Materials and Supplies request with additions



Remington Middle School



REMINGTON MIDDLE SCHOOL	FY22 ACTUAL EXPENDITURES	FY23 ACTUAL EXPENDITURES	FY24 BUDGET	FY25 PROPOSED BUDGET	FY24 to FY25 \$ INCREASE	FY24 to FY25 % INCREASE
Teachers	\$3,303,591.33	\$3,578,084.11	\$4,215,522.13	\$4,502,090.66	\$286,568.53	6.80%
ESP	\$81,210.76	\$143,201.94	\$274,478.00	\$291,423.32	\$16,945.32	6.17%
Specialists	\$475,982.40	\$415,375.20	\$440,624.40	\$489,009.70	\$48,385.30	10.98%
Admin & Admin Asst.	\$265,583.60	\$286,423.10	\$297,708.96	\$307,176.22	\$9,467.26	3.18%
Total Salaries	\$4,126,368.09	\$4,423,084.35	\$5,228,333.49	\$5,589,699.90	\$361,366.41	6.91%
Materials & Supplies	\$34,931.99	\$17,594.65	\$34,448.00	\$36,425.00	\$1,977.00	5.74%
Contracted Services	\$12,356.79	\$4,252.68	\$10,981.00	\$12,200.00	\$1,219.00	11.10%
Textbooks	\$12,521.10	\$3,709.45	\$10,522.00	\$17,250.00	\$6,728.00	63.94%
Total Expenses	\$59,809.88	\$25,556.78	\$55,951.00	\$65,875.00	\$9,924.00	17.74%
TOTAL BUDGET	\$4,186,177.97	\$4,448,641.13	\$5,284,284.49	\$5,655,574.90	\$371,290.41	7.03%



Horace Mann Middle School



HORACE MANN MIDDLE SCHOOL	FY22 ACTUAL EXPENDITURES	FY23 ACTUAL EXPENDITURES	FY24 BUDGET	FY25 PROPOSED BUDGET	FY24 to FY25 \$ INCREASE	FY24 to FY25 % INCREASE
Teachers	\$3,324,303.00	\$3,372,882.00	\$3,499,718.61	\$3,830,852.08	\$331,133.47	9.46%
ESP	\$164,426.00	\$164,241.00	\$269,520.00	\$286,258.00	\$16,738.00	6.21%
Specialists	\$520,899.00	\$489,208.00	\$550,460.10	\$606,225.16	\$55,765.06	10.13%
Admin & Admin Asst.	\$269,077.00	\$269,448.41	\$302,858.96	\$312,480.72	\$9,621.76	3.18%
Total Salaries	\$4,278,705.00	\$4,295,779.41	\$4,622,557.67	\$5,035,815.96	\$413,258.29	8.94%
Materials & Supplies	\$46,971.86	\$19,398.75	\$23,277.00	\$42,000.20	\$18,723.20	80.44%
Contracted Services	\$10,913.32	\$5,385.17	\$10,688.00	\$16,381.00	\$5,693.00	53.27%
Textbooks	\$21,062.55	\$12,310.61	\$17,973.00	\$23,000.00	\$5,027.00	27.97%
Total Expenses	\$78,947.73	\$37,094.53	\$51,938.00	\$81,381.20	\$29,443.20	56.69%
TOTAL BUDGET	\$4,357,652.73	\$4,332,873.94	\$4,674,495.67	\$5,117,197.16	\$442,701.49	9.47%

* *Materials and Supplies including new Reading supplies and Science consumables that have not been replaced for 2 years.*



Franklin High School



FRANKLIN HIGH SCHOOL	FY22 ACTUAL EXPENDITURES	FY23 ACTUAL EXPENDITURES	FY24 BUDGET	FY25 PROPOSED BUDGET	FY24 to FY25 \$ INCREASE	FY24 to FY25 % INCREASE
Teachers	\$10,088,953.36	\$11,262,436.90	\$11,031,118.90	\$11,934,643.90	\$903,525.00	8.19%
ESP	\$360,365.74	\$376,159.73	\$483,953.00	\$526,432.96	\$42,479.96	8.78%
Specialists	\$1,737,550.03	\$1,790,339.72	\$1,971,430.70	\$2,198,757.16	\$227,326.46	11.53%
Admin & Admin Asst.	\$986,079.80	\$970,869.42	\$1,114,930.60	\$1,191,157.84	\$76,227.24	6.84%
Total Salaries	\$13,172,948.93	\$14,399,805.77	\$14,601,433.20	\$15,850,991.86	\$1,249,558.66	8.56%
Materials & Supplies	\$280,030.71	\$287,861.77	\$139,424.00	\$198,774.00	\$59,350.00	42.57%
Contracted Services	\$244,773.75	\$260,841.44	\$79,760.00	\$80,976.00	\$1,216.00	1.52%
Textbooks	\$17,475.12	\$31,822.00	\$6,400.00	\$41,400.00	\$35,000.00	546.88%
Total Expenses	\$542,279.58	\$580,525.21	\$225,584.00	\$321,150.00	\$95,566.00	42.36%
TOTAL BUDGET	\$13,715,228.51	\$14,980,330.98	\$14,827,017.20	\$16,172,141.86	\$1,345,124.66	9.07%

* *Textbook increase is due to AP requests*



Franklin Public School District

CENTRAL OFFICE	FY22 ACTUAL EXPENDITURES	FY23 ACTUAL EXPENDITURES	FY24 BUDGET	FY25 PROPOSED BUDGET	FY24 to FY25 \$ INCREASE	FY24 to FY25 % INCREASE
Admin	\$442,614.10	\$449,571.58	\$602,050.00	\$620,111.50	\$18,061.50	3.00%
Support Staff	\$359,029.09	\$375,774.43	\$317,031.56	\$336,328.76	\$19,297.20	6.09%
Specialists	\$124,871.25	\$123,924.00	\$633,476.00	\$1,465,000.00	\$831,524.00	131.26%
Total salaries	\$926,514.44	\$949,270.01	\$1,552,557.56	\$2,421,440.26	\$868,882.70	55.96%
Materials & Supplies	\$209,838.14	\$207,234.48	\$268,426.00	\$270,000.00	\$1,574.00	0.59%
Contracted Services	\$150,739.78	\$212,524.02	\$160,700.00	\$174,150.00	\$13,450.00	8.37%
Other Costs	\$6,560,352.29	\$6,723,246.72	\$6,931,375.00	\$7,507,708.08	\$576,333.08	8.31%
Total Expenses	\$6,920,930.21	\$7,143,005.22	\$7,360,501.00	\$7,951,858.08	\$591,357.08	8.03%
TOTAL BUDGET	\$7,847,444.65	\$8,092,275.23	\$8,913,058.56	\$10,373,298.34	\$1,460,239.78	16.38%

* *131% increase due to the reassignment of district-wide building based substitutes.*



Franklin

Public School District

STUDENT SERVICES	FY22 ACTUAL EXPENDITURES	FY23 ACTUAL EXPENDITURES	FY24 BUDGET	FY25 PROPOSED BUDGET	FY24 to FY25 \$ INCREASE	FY24 to FY25 % INCREASE
Admin	\$363,109.53	\$380,768.98	\$401,700.00	\$413,751.00	\$12,051.00	3.00%
Support Staff	\$841,414.70	\$582,536.51	\$606,420.00	\$648,194.80	\$41,774.80	6.89%
Total Salaries	\$1,204,524.23	\$963,305.49	\$1,008,120.00	\$1,061,945.80	\$53,825.80	5.34%
Materials & Supplies	\$149,918.47	\$64,818.35	\$63,000.00	\$96,300.00	\$33,300.00	52.86%
Contracted Services	\$9,288,741.93	\$9,219,203.63	\$10,457,843.00	\$11,876,124.00	\$1,418,281.00	13.56%
Total Expenses	\$9,438,660.40	\$9,284,021.98	\$10,520,843.00	\$11,972,424.00	\$1,451,581.00	13.80%
TOTAL BUDGET	\$10,643,184.63	\$10,247,327.47	\$11,528,963.00	\$13,034,369.80	\$1,505,406.80	13.06%



Franklin

Public School District

TEACHING & LEARNING	FY22 ACTUAL EXPENDITURES	FY23 ACTUAL EXPENDITURES	FY24 BUDGET	FY25 PROPOSED BUDGET	FY24 to FY25 \$ INCREASE	FY24 to FY25 % INCREASE
Admin	\$256,000.00	\$263,668.00	\$420,750.00	\$433,372.50	\$12,622.50	3.00%
Support Staff	\$23,566.00	\$24,273.00	\$25,754.00	\$176,526.62	\$150,772.62	585.43%
Total salaries	\$279,566.00	\$287,941.00	\$446,504.00	\$609,899.12	\$163,395.12	36.59%
Materials & Supplies	\$90,805.33	\$119,510.09	\$113,446.00	\$153,000.00	\$39,554.00	34.87%
Contracted Services	\$87,603.90	\$45,331.94	\$144,896.00	\$145,000.00	\$104.00	0.07%
Instructional Text	\$78,986.13	\$55,522.32	\$137,054.00	\$140,000.00	\$2,946.00	2.15%
Total Expenses	\$257,395.36	\$220,364.35	\$395,396.00	\$438,000.00	\$42,604.00	10.78%
TOTAL BUDGET	\$536,961.36	\$508,305.35	\$841,900.00	\$1,047,899.12	\$205,999.12	24.47%

* 585% increase accounts for the request for two digital learning integrationists positions.



Franklin

Public School District

ATHLETICS	FY22 ACTUAL EXPENDITURES	FY23 ACTUAL EXPENDITURES	FY24 BUDGET	FY25 PROPOSED BUDGET	FY24 to FY25 \$ INCREASE	FY24 to FY25 % INCREASE
Admin	\$154,715.00	\$154,396.00	\$161,526.00	\$175,114.88	\$13,588.88	8.41%
Coaches	\$184,086.00	\$310,000.00	\$313,500.00	\$300,000.00	-\$13,500.00	-4.31%
Total Salaries	\$338,801.00	\$464,396.00	\$475,026.00	\$475,114.88	\$88.88	0.02%
Materials & Supplies	\$74,475.96	\$86,023.42	\$43,000.00	\$125,255.00	\$82,255.00	191.29%
Contracted Services	\$161,795.49	\$134,908.06	\$170,000.00	\$414,848.00	\$244,848.00	144.03%
Total Expenses	\$236,271.45	\$220,931.48	\$213,000.00	\$540,103.00	\$327,103.00	153.57%
TOTAL BUDGET	\$575,072.45	\$685,327.48	\$688,026.00	\$1,015,217.88	\$327,191.88	47.56%



Franklin

Public School District

TECHNOLOGY	FY22 ACTUAL EXPENDITURES	FY23 ACTUAL EXPENDITURES	FY24 BUDGET	FY25 PROPOSED BUDGET	FY24 to FY25 \$ INCREASE	FY24 to FY25 % INCREASE
Admin	\$323,309.00	\$337,242.98	\$353,146.00	\$363,740.38	\$10,594.38	3.00%
Support Staff	\$446,590.00	\$518,021.00	\$584,395.22	\$603,452.28	\$19,057.06	3.26%
Total Salaries	\$769,899.00	\$855,263.98	\$937,541.22	\$967,192.66	\$29,651.44	3.16%
Materials & Supplies	\$87,001.79	\$29,898.70	\$63,607.00	\$84,445.00	\$20,838.00	32.76%
Contracted services	\$172,951.56	\$201,356.73	\$381,721.00	\$396,665.00	\$14,944.00	3.91%
Total Expenses	\$259,953.35	\$231,255.43	\$445,328.00	\$481,110.00	\$35,782.00	8.03%
TOTAL BUDGET	\$1,029,852.35	\$1,086,519.41	\$1,382,869.22	\$1,448,302.66	\$65,433.44	4.73%



Franklin

Public School District

TRANSPORTATION	FY22 ACTUAL EXPENDITURES	FY23 ACTUAL EXPENDITURES	FY24 BUDGET	FY25 PROPOSED BUDGET	FY24 to FY25 \$ INCREASE	FY24 to FY25 % INCREASE
Total Salaries	\$28,902.10	\$29,769.16	\$31,279.00	\$32,217.37	\$938.37	3.00%
Total Expenses	\$1,071,013.75	\$894,976.00	\$1,554,980.00	\$1,734,220.00	\$179,240.00	11.53%
TOTAL BUDGET	\$1,099,915.85	\$924,745.16	\$1,586,259.00	\$1,766,437.37	\$180,178.37	11.36%

REVENUE SOURCES

This section outlines all of the resources Franklin Public Schools uses to support its students' educational program. The central resource is our town. In addition to the town's support, the FPS utilizes a number of additional offsets and grants to supplement our budget. The taxpayers of Franklin provide the majority of the support for everything that our schools do.

Chapter 70

Chapter 70 aid is state aid specifically targeted for education and is based on several municipal revenue factors and student enrollment. Our state aid is passed through the town and becomes a part of the town appropriation.

We are projecting Chapter 70 state aid in the amount of \$29,343,701 for the 2024-2025 budget. This represents an increase of \$151,740 (0.52%) from 2023-2024.

Chapter 70 Historical Data						
CHAPTER 70 AID	FY22	FY23	FY24	FY25	FY24 to FY25 \$ INCREASE	FY24 to FY25 % INCREASE
TOTAL AID	\$28,574,921.00	\$28,885,721.00	\$29,191,961.00	\$29,343,701.00	\$151,740.00	0.52%

Circuit Breaker

The Special Education Circuit Breaker is a partial reimbursement by the state to school districts to offset the cost of educating out-of-district students. The FY25 reimbursement is projected to be \$162,000 more than the budgeted amount for FY24.

Historical Circuit Breaker Revenue				
Year	FY22	FY23	FY24	FY25**
Revenue	\$2,770,000	\$3,105,000	\$3,637,575	3,800,000

**Projected


Local Revenue

The requested local contribution from the Town of Franklin, including Chapter 70 aid, is **\$81,317,062**. This represents an increase of **\$9,327,631** (12.96%).

Town Appropriation					
FY22 ACTUAL APPROPRIATION	FY23 ACTUAL APPROPRIATION	FY24 BUDGET APPROPRIATION	FY25 PROPOSED APPROPRIATION	FY24 to FY25 \$ INCREASE	FY24 to FY25 % INCREASE
\$67,914,184	\$70,220,825	\$71,989,431	\$81,319,261	\$9,329,830	12.96%

Grant Funds

We are projecting grant funds in the amount of **\$5,331,010**. These represent primarily entitlement grants such as Title I, Circuit Breaker, and IDEA, for example.

 Franklin Public School District						
GRANTS	FY22	FY23	FY24	FY25 PROPOSED	FY24 to FY25 \$ INCREASE	FY24 to FY25 % INCREASE
IDEA	\$1,194,261.00	\$1,220,876.00	\$1,220,876.00	\$1,269,958.00	\$49,082.00	4.02%
ECDC Grant -	\$41,934.00	\$43,724.00	\$18,570.00	\$18,570.00	\$0.00	0.00%
Circuit Breaker	\$2,770,000.00	\$3,105,000.00	\$3,637,575.00	\$3,800,000.00	\$3,800,000.00	4.47%
Title I	\$149,134.00	\$146,082.00	\$146,274.00	\$150,780.00	\$4,506.00	3.08%
Title IIA	\$71,752.00	\$68,064.00	\$65,023.00	\$65,023.00	\$0.00	0.00%
Title III A	\$12,439.00	\$14,968.00	\$14,968.00	\$15,960.00	\$992.00	6.63%
Title IV A	\$10,006.00	\$10,764.00	\$10,719.00	\$10,719.00	\$0.00	0.00%
ESSER II	\$475,496.00	\$0.00	\$0.00	\$0.00	\$0.00	0.00%
ESSER III	\$0.00	\$551,226.00	\$494,947.00	\$0.00	-\$494,947.00	-100.00%
ARP IDEA	\$257,962.00	\$0.00	\$0.00	\$0.00	\$0.00	0.00%
Genocide Education	\$0.00	\$15,240.00	\$15,240.00	\$0.00	-\$15,240.00	-100.00%
Special Support Earmark	\$50,000.00	\$161,428.00	\$67,000.00	\$0.00	-\$67,000.00	-100.00%
Proficiency Based Outcomes - Language	\$0.00	\$0.00	\$7,800.00	\$0.00	-\$7,800.00	-100.00%
School Nutrition Equipment	\$0.00	\$20,000.00	\$0.00	\$0.00	\$0.00	0.00%
Investigating History Pilot	\$0.00	\$8,575.00	\$0.00	\$0.00	\$0.00	0.00%
Accelerating Literacy Through HQIM	\$0.00	\$200,000.00	\$0.00	\$0.00	\$0.00	0.00%
TOTAL BUDGET	\$5,032,984.00	\$5,565,947.00	\$5,698,992.00	\$5,331,010.00	-\$367,982.00	-6.46%


**** We have received one-time funds in the amount of \$198,000 for the expanded homeless shelter funding program. Thus far we have expended \$103,566 with the balance preserved for FY25. We anticipate another payment in the Spring of an undetermined amount which will carryover to FY25 specifically for costs associated with students living in the emergency shelter.**

ESSER III

As part of The American Rescue Plan (ARP) Act, resources were provided to school districts to address the impact the Novel Coronavirus Disease (COVID-19) had and continues to have on elementary and secondary schools. This supplemental funding opportunity, the Elementary and Secondary Education Emergency Relief III (ESSER III) Fund, was intended to help school districts safely reopen schools and measure and effectively address significant learning loss. Franklin's allocation has been allocated to specific district resources and fully expended during the FY24 budget.

Revolving Funds

We anticipate utilizing a smaller amount (\$2,552,000) from our revolving accounts than last year. In FY24, a significantly larger amount of revolving funds were used, which depleted those reserves. This practice is not sustainable as a good financial practice, so we will revert to the previous levels.

 Franklin Public School District						
REVOLVING ACCOUNTS	FY22 ACTUAL	FY23 ACTUAL	FY24 BUDGET	FY25 PROPOSED BUDGET	FY24 to FY25 \$ INCREASE	FY24 to FY25 % INCREASE
Technology Receipts	\$60,000.00	\$60,000.00	\$65,000.00	\$60,000.00	-\$5,000.00	-7.69%
Pay to Ride	\$850,000.00	\$900,000.00	\$1,300,000.00	\$900,000.00	-\$400,000.00	-30.77%
School Lunch Receipts	\$90,000.00	\$200,000.00	\$280,000.00	\$280,000.00	\$0.00	0.00%
ECDC Tuition Receipts	\$800,000.00	\$800,000.00	\$950,000.00	\$800,000.00	-\$150,000.00	-15.79%
Other Local Receipts - Lifelong Learning	\$56,000.00	\$56,000.00	\$56,000.00	\$56,000.00	\$0.00	0.00%
Student Activities Receipts	\$36,000.00	\$36,000.00	\$65,000.00	\$36,000.00	-\$29,000.00	-44.62%
Athletic Receipts	\$400,000.00	\$420,000.00	\$688,026.00	\$420,000.00	-\$268,026.00	-38.96%
TOTAL BUDGET	\$2,292,000.00	\$2,472,000.00	\$3,404,026.00	\$2,552,000.00	-\$852,026.00	-25.03%

Fee-Based Revenue

We are projecting fee-based revenue as a result of fees charged totaling \$2,522,000. We intend to review our fee schedule and structure, which could result in changes to revenue for the 2024-25 school year.

FPS Athletic and Extracurricular Fees: FPS students pay to participate in athletics and extracurricular activities. Funds are used to offset the total cost of the athletic program (\$758,729). The fees offset 41% of all expenses on average over the last 7 years (100% of FY24 expenses). Fees range from \$225 -\$500 per season per student-athlete.

SPORT	FEE (per season)
Unified Sports	\$175
Track	\$225
Gymnastics	\$450
Hockey	\$500
All other sports	\$250

ECDC Tuition: These funds offset the costs for our ECDC program (\$2,953,067). The fees support about 18% of the overall cost of the program, and the fee structure is \$2,500 for ½ day and \$5,000 for a full day. The personnel costs alone are approximately \$2,932,734 to run the ECDC annually. The tuition offsets a small portion (14%) of the overall operating cost.

PRE-K TUITION	FEE (yearly)
4 Half-days	\$2,950
5 Half-days	\$3,820
5 days (4 hours)	\$6,270
5 days (6 hours)	\$8,350

Bus Fees: \$360/student with financial aid to support families with financial needs. These fees are dedicated to partially supporting our transportation costs. The district contracts with a third-party contractor to provide transportation to and from school (vs owning our own buses and hiring drivers). The total contract cost (\$1,734,220 for FY25) is paid for through the Franklin Public Schools operating budget. These bus fees offset a small portion (34% average over the past 7 years) of the overall costs, which primarily include the contracted cost.

The budget is broken out into five (5) major categories: Instruction, Student Services, Transportation, Administration, and Operations and Maintenance. The verbiage provided below is designed to provide the reader with a brief description of how the funds in the budget category are utilized. This section outlines all of the costs in the district's operational budget. The budget document provides an executive summary as well as details of all costs for each school and program.

- **Instruction:**

- **Teaching Services**
 - educator salaries
 - paraprofessional salaries
 - school leadership
- **Professional development**
- **Instructional Technology**
- **Instructional Materials**
 - Textbooks
 - Library Supplies
 - General Supplies
 - Special Education Supplies
- **Guidance, Counseling**
 - Guidance Counselors
 - Guidance Clerical
 - Guidance Supplies
- **Psychological Services**

- **Student Services**

- **Health Services**
 - Nurse salaries
 - Health supplies
 - School Physician
- **Athletics**
 - Athletic Director
 - Coaching stipends
 - Athletic Officials and Fees
 - Athletic Supplies and Equipment
- **Student Activities**
 - Advisor Stipends
 - Student Activity supplies

- **School Security**

- SRO
- Security supplies

- **Administration**

- **School Committee expenses**

- Clerical
- Supplies
- Memberships

- **Superintendent's Office**

- Superintendent salary
- Clerical
- Memberships
- Supplies
- Copier

- **Assistant Superintendent's Office**

- Assistant Superintendent salary
- Curriculum leaders and Department Heads
- Curriculum Development
- Supplies and contract services
 - software

- **Business and Finance Office**

- Director salary
- Clerical

- **Human Resources**

- **Legal Service**

- **Technology**

- Salaries
- Contracted services

District Salaries

CATEGORY	FY24 BUDGET	FY25 PROPOSED BUDGET	FY24 to FY25 \$ INCREASE	FY24 to FY25 % INCREASE
Teachers	\$38,912,187.33	\$42,294,402.64	\$3,382,215.31	8.69%
ESP	\$3,864,683.16	\$4,134,165.28	\$269,482.12	6.97%
Specialists	\$8,597,986.88	\$9,449,277.25	\$851,290.37	9.90%
Admin & Admin Asst.	\$3,840,287.90	\$4,032,885.26	\$192,597.36	5.02%
Total Salaries	\$55,215,145.27	\$59,910,730.43	\$4,695,585.16	8.50%

Central Office and Districtwide Salaries

CATEGORY	FY24 BUDGET	FY25 PROPOSED BUDGET	FY24 to FY25 \$ INCREASE	FY24 to FY25 % INCREASE
Admin	\$602,050.00	\$620,111.50	\$18,061.50	3.00%
Support Staff	\$317,031.56	\$336,328.76	\$19,297.20	6.09%
Specialists	\$633,476.00	\$1,465,000.00	\$831,524.00	131.26%
Total salaries	\$1,552,557.56	\$2,421,440.26	\$868,882.70	55.96%

**131% increase due to the reassignment of district-wide building based substitutes.*

Office of Teaching and Learning Salaries

CATEGORY	FY24 BUDGET	FY25 PROPOSED BUDGET	FY24 to FY25 \$ INCREASE	FY24 to FY25 % INCREASE
Admin	\$420,750.00	\$433,372.50	\$12,622.50	3.00%
Support Staff	\$25,754.00	\$176,526.62	\$150,772.62	585.43%
Total Salaries	\$446,504.00	\$609,899.12	\$163,395.12	36.59%

Student Services Salaries

CATEGORY	FY24 BUDGET	FY25 PROPOSED BUDGET	FY24 to FY25 \$ INCREASE	FY24 to FY25 % INCREASE
Admin	\$401,700.00	\$413,751.00	\$12,051.00	3.00%
Support Staff	\$606,420.00	\$648,194.80	\$41,774.80	6.89%
Total Salaries	\$1,008,120.00	\$1,061,945.80	\$53,825.80	5.34%

Athletics Department Salaries

CATEGORY	FY24 BUDGET	FY25 PROPOSED BUDGET	FY24 to FY25 \$ INCREASE	FY24 to FY25 % INCREASE
Admin	\$161,526.00	\$175,114.88	\$13,588.88	8.41%
Coaches	\$313,500.00	\$300,000.00	-\$13,500.00	-4.31%
Total Salaries	\$475,026.00	\$475,114.88	\$88.88	0.02%

Technology Salaries

CATEGORY	FY24 BUDGET	FY25 PROPOSED BUDGET	FY24 to FY25 \$ INCREASE	FY24 to FY25 % INCREASE
Admin	\$353,146.00	\$363,740.38	\$10,594.38	3.00%
Support Staff	\$584,395.22	\$603,452.28	\$19,057.06	3.26%
Total Salaries	\$937,541.22	\$967,192.66	\$29,651.44	3.16%

Transportation Salaries

CATEGORY	FY24 BUDGET	FY25 PROPOSED BUDGET	FY24 to FY25 \$ INCREASE	FY24 to FY25 % INCREASE
Total Salaries	\$31,279.00	\$32,217.37	\$938.37	3.00%

** 585% increase accounts for the request for two digital learning integrationist positions.*

Office of Teaching and Learning General Supplies

ACCOUNT DESCRIPTION	FY24 BUDGET	FY25 PROPOSED BUDGET	FY24 to FY25 \$ INCREASE	FY24 to FY25 % INCREASE
PROJECT MANAGEMENT SERVICES	\$8,000.00	\$35,000.00	\$27,000.00	337.50%
SUPRV-INSTR SVCS-CONTR.SRVCS	\$11,200.00	\$6,000.00	-\$5,200.00	-46.43%
CONTRACTED SERVICES	\$20,000.00	\$30,000.00	\$10,000.00	50.00%
SUPRV-INSTR SVCS-MAT/SUPPLIES	\$1,500.00	\$3,000.00	\$1,500.00	100.00%
STIPENDS	\$1,590.00	\$0.00	-\$1,590.00	-100.00%
TEXTBOOKS AND RELATED SOFTWARE	\$108,000.00	\$108,000.00	\$0.00	0.00%
VENDOR PD SUPPLIES	\$1,200.00	\$1,000.00	-\$200.00	-16.67%
ELL CLASSROOM SUPPLIES	\$2,000.00	\$1,000.00	-\$1,000.00	-50.00%
TRAVEL - MILEAGE	\$1,000.00	\$1,000.00	\$0.00	0.00%
IN HOUSE STIPENDS/WORKSHOPS	\$51,410.00	\$49,000.00	-\$2,410.00	-4.69%
STIPENDS TEAMS/COMMITTEES	\$27,746.00	\$43,000.00	\$15,254.00	54.98%
MEETINGS & CONFERENCES	\$10,500.00	\$16,000.00	\$5,500.00	52.38%
SUPRV-INSTR SVCS-OTH EXP-DUES	\$4,000.00	\$4,000.00	\$0.00	0.00%
SUBSCRIPTIONS	\$111,000.00	\$141,000.00	\$30,000.00	27.03%
Total Expenses	\$395,396.00	\$438,000.00	\$42,604.00	10.78%

**DEI Professional Development included in lieu of DEI position*

Student Services Supplies and Expenses

ACCOUNT DESCRIPTION	FY24 BUDGET	FY25 PROPOSED BUDGET	FY24 to FY25 \$ INCREASE	FY24 to FY25 % INCREASE
PROJECT MANAGEMENT SERVICES	\$3,500.00	\$3,500.00	\$0.00	0.00%
INSTR TECH-PPS-CONTR.SERVCS	\$15,110.00	\$15,500.00	\$390.00	2.58%
PSYCH SRVCS-PPS-CONTR.SERVCS	\$35,000.00	\$35,000.00	\$0.00	0.00%
CONTRACTED SERVICES	\$15,000.00	\$12,000.00	-\$3,000.00	-20.00%
HLTH SRVS-PPS-C SVS-MED REIMB	\$500.00	\$500.00	\$0.00	0.00%
PPS-CONT SVC-ADVERTISING	\$0.00	\$0.00	\$0.00	0.00%
CONTRACTED SERVICES	\$0.00	\$0.00	\$0.00	0.00%
OUT TUITNS-OTH PUB SCHS-C SVCS	\$18,000.00	\$18,000.00	\$0.00	0.00%
TUITION OUT-OF-STATE SCHOOLS	\$532,471.00	\$436,238.00	-\$96,233.00	-18.07%
OUT TUITNS-PRIV SCHS-CONT SVCS	\$5,489,551.00	\$3,015,812.00	-\$2,473,739.00	-45.06%
TUITION PRIVATE SCHOOLS	\$0.00	\$0.00	\$0.00	0.00%
TUITION PRIVATE RESIDENTIAL SC	\$0.00	\$3,465,993.00	\$3,465,993.00	100.00%
OUT TUITNS-SPED COLLAB-C SVCS	\$1,759,158.00	\$2,039,181.00	\$280,023.00	15.92%
SPED TRANSPORTATION	\$1,640,000.00	\$1,738,400.00	\$98,400.00	6.00%
TRANSPORTATION - FOSTER	\$23,328.00	\$20,000.00	-\$3,328.00	-14.27%
PPS-CONTRACTED SERVICES	\$929,725.00	\$1,000,000.00	\$70,275.00	7.56%
HOMELESS TRANSPORTATION	\$0.00	\$80,000.00	\$80,000.00	0.00%
OTHER GENERAL SUPPLIES	\$0.00		\$0.00	0.00%
PPS-MAT/SUPPLIES	\$2,500.00	\$2,500.00	\$0.00	0.00%
PPS- TECHNOLOGY-MAT/SUPP	\$0.00	\$15,000.00	\$15,000.00	100.00%
HLTH SRVS-PPS-M/SUPPLIES	\$4,500.00	\$4,500.00	\$0.00	0.00%
INSTR TECH-PPS-MAT/SUPPLIES	\$5,000.00	\$5,000.00	\$0.00	0.00%
INSTRUCTIONAL EQUIPMENT	\$0.00	\$15,000.00	\$15,000.00	0.00%
TESTING/ASSESSMENT SUPPLIES	\$15,000.00	\$17,500.00	\$2,500.00	16.67%
TESTING/ASSESSMENT SUPPLIES	\$10,000.00	\$12,000.00	\$2,000.00	20.00%
SPED PD SUPPLIES	\$800.00	\$800.00	\$0.00	0.00%
GENERAL EDUCATIONAL SUPPLIES	\$7,500.00	\$7,500.00	\$0.00	0.00%
MEETINGS & CONFERENCES	\$10,000.00	\$10,000.00	\$0.00	0.00%
OTHER EXPENSES	\$0.00	\$0.00	\$0.00	0.00%
OTHER EXPENSES	\$100.00	\$100.00	\$0.00	0.00%
INSTRUCTIONAL ASSISTANT	\$200.00	\$0.00	-\$200.00	-100.00%
OTHER PROFESSIONAL STAFF	\$1,500.00	\$0.00	-\$1,500.00	-100.00%
PPS-OTHER EXPENSES	\$2,400.00	\$2,400.00	\$0.00	0.00%
TOTAL EXPENSES	\$10,520,843.00	\$11,972,424.00	\$1,451,581.00	13.80%

**Line items were unfunded in FY24 due to use of Circuit Breaker*

Central Office Supplies and Expenses

CENTRAL OFFICE	FY24 BUDGET	FY25 REQUESTED	FY24 to FY25 \$ INCREASE	FY24 to FY25 % INCREASE
SCHOOL DEPT HEALTH CARE EXP	\$6,095,085.00	\$6,674,118.08	\$579,033.08	9.50%
LONG-TERM DISABILITY INS-ADMIN	\$14,700.00	\$15,000.00	\$300.00	2.04%
MEDICARE PAYROLL TAX EXP	\$770,000.00	\$770,000.00	\$0.00	0.00%
OTHER SUPPORT STAFF/XING GUARDS	\$50,000.00	\$50,000.00	\$0.00	0.00%
SCHOOL COMM-CONTR SVCS-LEGAL	\$100,000.00	\$100,000.00	\$0.00	0.00%
STIPENDS	\$1,590.00	\$1,590.00	\$0.00	0.00%
OTHER GENERAL SUPPLIES	\$35,166.00	\$34,000.00	-\$1,166.00	-3.32%
MEETINGS & CONFERENCES	\$141,000.00	\$141,000.00	\$0.00	0.00%
PROJECT MANAGEMENT SERVICES	\$10,000.00	\$12,000.00	\$2,000.00	20.00%
TRAVEL - MILEAGE	\$2,500.00	\$3,650.00	\$1,150.00	46.00%
UTIL SVCS-C OFFICE-TELEPHONE	\$11,910.00	\$12,500.00	\$590.00	4.95%
ADM SUP-FIN SVCS-OTH EXPENSES	\$1,500.00	\$1,500.00	\$0.00	0.00%
ADM SUP-FIN SVCS-MAT/SUPPLIES	\$6,000.00	\$5,000.00	-\$1,000.00	-16.67%
ADM SUP-FIN SVCS-OTH EXP-DUES	\$2,500.00	\$2,500.00	\$0.00	0.00%
ADM SUP-FIN SVCS-CONT SVCS	\$15,000.00	\$15,000.00	\$0.00	0.00%
SUPT OFFICE-OTH EXPENSES-TRAVL	\$0.00	\$1,000.00	\$1,000.00	0.00%
TRAINING & DEVELOPMENT	\$12,000.00	\$13,000.00	\$1,000.00	8.33%
SUPT OFFICE-OTHER EXPENSES	\$8,000.00	\$3,000.00	-\$5,000.00	-62.50%
SUPT OFFICE-MAT/SUPPLIES	\$6,000.00	\$5,800.00	-\$200.00	-3.33%
SUPT OFFICE-OTH EXP-SUBSCRPTNS	\$6,000.00	\$6,000.00	\$0.00	0.00%
SUPT OFFICE-OTHER EXP-DUES	\$12,000.00	\$12,000.00	\$0.00	0.00%
SUPT OFFICE-CONTR SVCS	\$21,500.00	\$35,000.00	\$13,500.00	62.79%
SCH COMM-OTHER EXPENSES	\$11,350.00	\$11,500.00	\$150.00	1.32%
SCH COMM-MAT/SUPPLIES	\$250.00	\$250.00	\$0.00	0.00%
SCH COMM-CONTR SVCS-ADVERT	\$200.00	\$200.00	\$0.00	0.00%
SCH COMM-CONTR SVCS	\$1,000.00	\$1,000.00	\$0.00	0.00%
ADM SUP-HR SVCS MAT/SUPPL	\$2,000.00	\$2,000.00	\$0.00	0.00%
ADM SUP-HR SVCS OTH EXP-DUES	\$250.00	\$300.00	\$50.00	20.00%
ADM SUP-HR SVC CONT SRVS-ADV	\$20,000.00	\$22,000.00	\$2,000.00	10.00%
ADM SUP-HR SVCS CONT SVCS	\$3,000.00	\$950.00	-\$2,050.00	-68.33%
TOTAL EXPENSES	\$7,360,501.00	\$7,951,858.08	\$591,357.08	8.03%

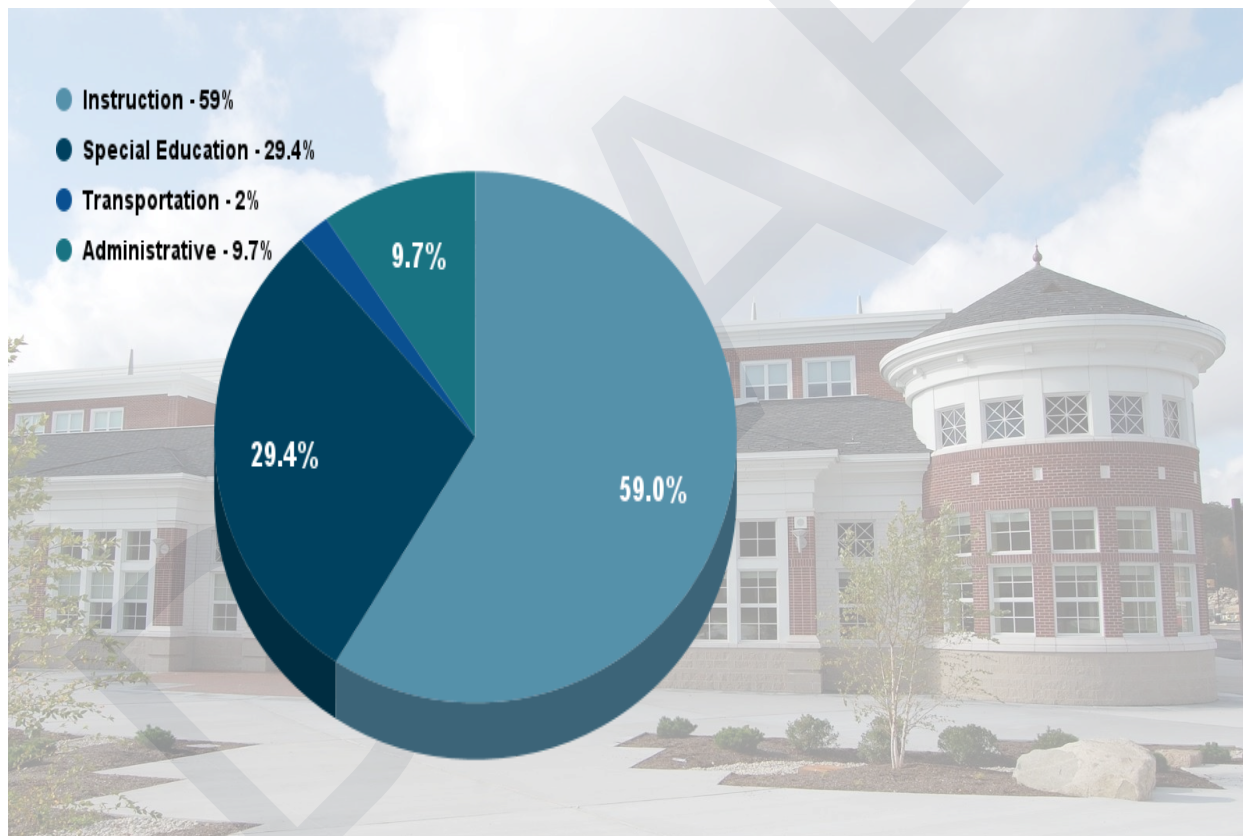
Athletic Supplies and Expenses

<u>ATHLETIC EXPENSES</u>	
CATEGORY	FY25 PROPOSED BUDGET
Supplies	\$107,697
Membership and Dues	\$17,558
Contracted services	\$260,448
Transportation	\$154,400
Total	\$540,103

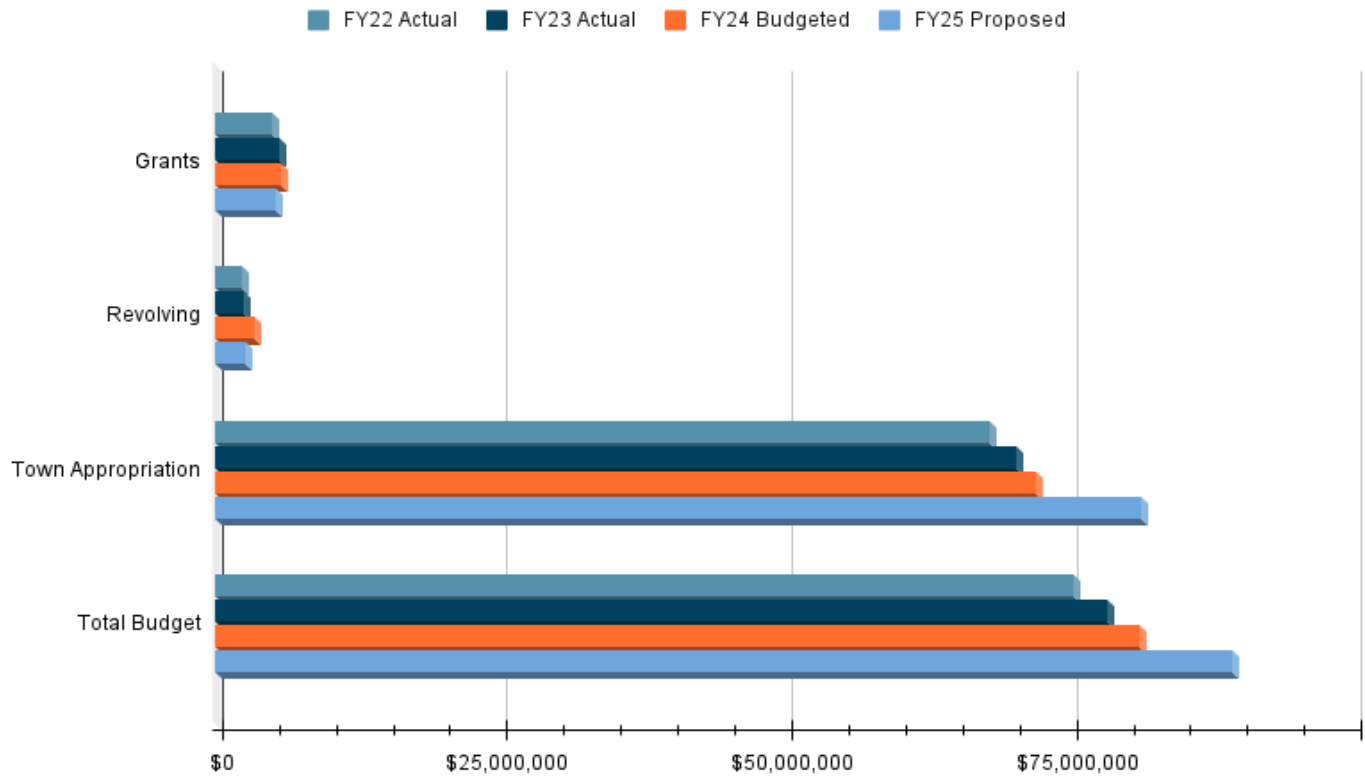
BUDGET DISTRIBUTION

Budget Distribution 2024-25

CATEGORY	FY25 PROPOSED BUDGET	PERCENT OF THE BUDGET
Instruction	\$52,579,264.92	59.0%
Special Education	\$26,200,044.33	29.4%
Transportation	\$1,766,437.37	2.0%
Administrative	\$8,656,524.38	9.7%
Grand Total Salaries + Expenses	\$89,202,271.00	100.0%



Historical Budget Information							
Source of Funds	FY22 Actual	% Change	FY23 Actual	% Change	FY24 Budgeted	% Change	FY25 Proposed
Grants	\$5,032,984	10.59%	\$5,565,947	2.39%	\$5,698,992	-6.46%	\$5,331,010
Revolving	\$2,292,000	7.85%	\$2,472,000	37.70%	\$3,404,026	-25.03%	\$2,552,000
Town Appropriation	\$67,914,184	3.40%	\$70,220,825	2.52%	\$71,989,431	12.96%	\$81,319,261
Total Budget	\$75,239,168	4.01%	\$78,258,772	3.62%	\$81,092,449	10.00%	\$89,202,271



**** If the town appropriation is 2.5%**

Grants	\$ 5,331,010	-6.46%
Revolving	\$ 2,552,000	-25.03%
Town Appropriation	\$ 73,789,167	2.50%
Total Budget	\$ 81,672,177	0.80%

The table above represents the historical budget increases in dollars and percentages for all sources of revenue. These include the town appropriation and the actual budget, which includes all sources of revenue which depicts the actual dollars spent on educating Franklin students. We have included a hypothetical snapshot that represents the % increase to our budget if the town appropriation is limited to 2.5%.

Selected Indicators: MCAS Data 2023

Grade 10

Grade 10 ELA, Math & STE ACHIEVEMENT

	% Exceeding	% Meeting	% Partially Meeting	% Not Meeting
ELA	15	43	30	11
Math	11	60	27	2
Science	22	57	18	2

Grade 10 Math Domains	Grade 10 % Possible Points	
	2022	2023
Creating Equations	66	83
Quantities	69	72
Reasoning with Equations and Inequalities	68	75
Interpreting Categorical and Quantitative Data	72	54
The Real Number System	41	60

Grade 10 ELA Domains	Grade 10 % Possible Points	
	2022	2023
Language	80	77
Reading	74	69
Writing	52	53

Grades 6-8

Grades 6-8 ELA & Math, Grade 8 STE ACHIEVEMENT					
	Grade	% Exceeding	% Meeting	% Partially Meeting	% Not Meeting
ELA	6	8	40	36	16
	7	13	41	37	8
	8	9	36	37	18
Math	6	8	44	40	8
	7	12	41	39	8
	8	8	44	38	9
Science	8	6	48	38	8

Grades 6-8 Math Domains	Grade 6 % Possible Points		Grade 7 % Possible Points		Grade 8 % Possible Points	
	2022	2023	2022	2023	2022	2023
Expressions & Equations	56	53	43	60	60	54
Geometry	51	48	35	47	55	58
Ratios & Proportional Relationships	67	58	61	58	60	57
Statistics & Probability	51	62	44	48	46	70
The Number System	48	61	50	52	53	61

Grades 6-8 ELA Domains	Grade 6 % Possible Points		Grade 7 % Possible Points		Grade 8 % Possible Points	
	2022	2023	2022	2023	2022	2023
Language	58	58	60	60	66	65
Reading	64	61	62	60	71	66
Writing	31	32	35	32	38	40

Grade 8 Science Domains	Grade 8 % Possible Points
	2023
Earth Science	50
Life Science	57
Physical Science	60
Technology/Engineering	63

Grades 3-5 ELA & Math, Grade 5 STE ACHIEVEMENT

	Grade	% Exceeding	% Meeting	% Partially Meeting	% Not Meeting
ELA	3	10	49	35	7
	4	10	44	37	9
	5	11	49	29	10
Math	3	15	41	35	9
	4	19	51	20	10
	5	9	50	34	7
Science	5	14	40	36	10

Grades 3-5 Math Domains	Grade 3 % Possible Points		Grade 4 % Possible Points		Grade 5 % Possible Points	
	2022	2023	2022	2023	2022	2023
Geometry	55	57	52	81	71	70
Measurement & Data	65	65	56	61	55	61
Number and Operations Base Ten	66	64	74	71	65	66
Numbers and Operations Fractions	73	71	65	71	58	62
Operations and Algebraic Thinking	58	68	65	68	59	56

Grade 5 Science Domains	Grade 5 % Possible Points
	2023
Earth Science	66
Life Science	61
Physical Science	58
Technology/Engineering	63

Grades 3-5 ELA Domains	Grade 3 % Possible Points		Grade 4 % Possible Points		Grade 5 % Possible Points	
	2022	2023	2022	2023	2022	2023
Language	60	77	56	62	61	56
Reading	60	69	61	69	70	68
Writing	17	53	29	37	26	39

College/University Matriculation List
Franklin High School
Class of 2023

American University
Anna Maria College
Arizona State University
Assumption University
Bentley University
Boston College
Boston University
Bridgewater State University
Brigham Young University, Idaho
Brigham Young University, Provo, UT
Bristol Community College
Brown University
Bryant University
California Polytechnic State University
Carnegie Mellon University
Case Western Reserve University
Champlain College
Clark University
Clarkson University
Coastal Carolina University
College of Charleston
College of Saint Rose
College of the Holy Cross
Colorado State University at Fort Collins
Community College of Rhode island
Curry College
Dean College
DePaul University
Dickinson College
Drexel University
Duke University
Durham University
East Carolina University

Elon University
Embry-Riddle Aeronautical University
Emerson College
Emmanuel College
Endicott College
Fairfield University
Fashion Institute of Technology
FINE Mortuary College
Fordham University
Framingham State University
Franklin Pierce University
George Washington University
High Point University
Hofstra University
Indiana University Bloomington
Ithaca College
James Madison University
Lasell University
Lehigh University
Lesley University
Louisiana State University
Marist College
Mass Bay Community College
Massachusetts College of Art and Design
Massachusetts Maritime Academy
Merrimack College
Middlesex Community College
Monmouth University
New England College
New England Institute of Technology
New Jersey Institute of Technology
New York University
Nichols College
North Carolina State University

Northeastern University
Nova Southeastern University
Ohio State University
Oklahoma City University
Palm Beach State College
Pennsylvania State University
Plymouth State University
Providence College
Purdue University
Quinnipiac University
Radford University
Rensselaer Polytechnic Institute
Rhode Island College
Rivier University
Roger Williams University
Sacred Heart University
Saint Anselm College
Saint Leo University
Saint Louis University
Salem State University
Salve Regina University
Savannah College of Art and Design
Springfield College
Stonehill College
Suffolk University
Syracuse University
Tufts University
UMASS Amherst
UMASS Boston
UMASS Dartmouth
UMASS Lowell
Union College
United States Air Force
United States Coast Guard
United States Naval Academy
University of Alabama

University of California Berkeley
University of California Los Angeles
University of Connecticut
University of Delaware
University of Florida
University of Georgia
University of Hartford
University of Kansas
University of Maine
University of Maryland
University of Miami
University of Minnesota
University of Mississippi
University of New England
University of New Hampshire
University of North Carolina at Chapel Hill
University of North Carolina Wilmington
University of North Texas
University of Rhode Island
University of South Carolina
University of Southern California
University of Southern Maine
University of Tampa
University of Tennessee
University of Vermont
Villanova University
Virginia Tech
Wentworth Institute of Technology
Westfield State University
Wheaton College (MA)
Worcester Polytechnic University
Worcester State University

FRANKLIN PUBLIC SCHOOLS

2023-24 DISTRICT IMPROVEMENT PLAN

VISION

The Franklin Public Schools (FPS) will foster within its students the essential knowledge and skills as defined by the FPS *Portrait of a Graduate*:

- Confident and self-aware individual
- Empathetic and productive citizen
- Curious and creative thinker;
- Effective communicator and collaborator;
- Reflective and innovative problem-solver

CORE VALUES

FPS is Committed to...

- The Social-Emotional Development of Students
- A Safe and Inclusive School Culture
- Setting High Expectations for Student Success
- Creating a Collaborative Community

THEORY OF ACTION

IF we...

- Nurture a safe, supportive, inclusive, and collaborative learning environment
- Provide children with an engaging and rigorous curriculum with exemplary instructional practices that support and challenge students to reach their full potential through personalized learning opportunities;
- Engage the community in effective two-way communication in order to support student learning

THEN each Franklin student will develop the necessary social-emotional, academic, and career skills to be a productive citizen in an ever-changing world.

STRATEGIC OBJECTIVES				
1. Support the Social-Emotional Well-being of Students and Staff	2. Provide Engaging and Rigorous Curriculum	3. Deliver High-Quality Instruction to Meet the Academic and SEL Needs of Each Learner	4. Engage in Effective Two-Way Communication to Support Student Learning	5. Affirm Diversity, Equity, and Inclusion for All Students
STRATEGIC INITIATIVES				
1.A. Phased implementation of tiered systems for screening, monitoring, and communicating student progress toward Social Emotional Learning Competencies	2.A. Develop and refine guaranteed and viable curriculum and high-quality instructional materials	3.A. Develop staff capacity to implement universally designed practices	4.A. Conduct a comprehensive school facilities assessment	5.A. Continue level-based support for students and staff that fosters a culture of inclusion and belonging.
1.B. Phased implementation of tiered systems for tracking, responding, and communicating student behaviors	2.B. Implement PK-12 Literacy Action Plan	3.B. Continue phased implementation of tiered systems for screening, supporting, monitoring, and communicating academic needs and progress	4.B. Strengthen community partnerships through various school-based teams and initiatives	5.B. Partner with families and the community to support an inclusive environment.
GOALS				
<ul style="list-style-type: none"> To help students develop connections to school, support positive behaviors, and increase academic achievement, FPS will enhance programs and practices while promoting the well-being of staff to enable each student to 	<ul style="list-style-type: none"> To ensure students are provided with rigorous learning opportunities that foster the development of the knowledge, skills, and dispositions they will need in their future college, career, and civic 	<ul style="list-style-type: none"> To ensure that each student is supported and challenged to reach their full potential, the Franklin Public Schools will align curriculum, instructional practices, and varied assessment opportunities to personalize learning 	<ul style="list-style-type: none"> To ensure all stakeholders are engaged with the school community in support of student achievement, Franklin Public Schools will enhance opportunities for two-way communication between and among all 	<ul style="list-style-type: none"> To foster an inclusive learning environment where diversity is valued and all students feel a sense of belonging.

acquire the knowledge, attitudes, and skills associated with the core competencies for social-emotional learning.	endeavors, the Franklin Public Schools will offer an engaging and rigorous curriculum that focuses on preparing students for a rapidly changing, technologically advanced, globally interdependent future.	and meet individual needs.	students, families, staff, administrators, and the community.	
OUTCOMES				
<ul style="list-style-type: none"> Enhanced 6-12 advisory program Coherent system for screening and monitoring student social-emotional support and progress. [K-12 Panorama] Tiered responses and interventions aligned with Code of Conduct, Character, and Support Track students' behavior and attendance trends using Panorama 	<ul style="list-style-type: none"> Establish a process for reviewing and developing curriculum and structures Continue to strengthen structures for literacy curriculum implementation and development 	<ul style="list-style-type: none"> Develop a 2023-24 Professional Development Plan Assess tiered structures Improve data analysis processes 	<ul style="list-style-type: none"> Continue to strengthen and grow community partnerships Community wraparound support providers Community engagement focusing on Diversity, Equity, Inclusion and Belonging Human Resources communications to enhance recruitment and employee services 	<ul style="list-style-type: none"> Structured school visits Student support groups Continued development of Equity Action Plan to meet the needs of all learners.

District Improvement Plan			
FHS School Improvement Plan	Middle-Level School Improvement Plan	Elementary-Level School Improvement Plan	Early Childhood Development Center School Improvement Plan



FRANKLIN PUBLIC SCHOOLS

Enrollment Summary* (2023-2024)

Enrollment by Grade (2023-2024)

Enrollment by Grade (2023-24)																
	PK	K	1	2	3	4	5	6	7	8	9	10	11	12	SP	Total
Annie Sullivan Middle School	0	0	0	0	0	0	0	89	117	116	0	0	0	0	0	322
Franklin Early Childhood Development Center	152	0	0	0	0	0	0	0	0	0	0	0	0	0	0	152
Franklin High	0	0	0	0	0	0	0	0	0	0	366	384	398	410	11	1,569
Helen Keller Elementary	0	90	80	93	85	99	111	0	0	0	0	0	0	0	0	558
Horace Mann	0	0	0	0	0	0	0	136	140	111	0	0	0	0	0	387
J F Kennedy Memorial	0	46	59	64	64	40	58	0	0	0	0	0	0	0	0	331
Jefferson Elementary	0	48	55	45	65	50	70	0	0	0	0	0	0	0	0	333
Oak Street Elementary	0	74	61	61	64	58	68	0	0	0	0	0	0	0	0	386
Parmenter	0	49	47	44	42	54	55	0	0	0	0	0	0	0	0	291
Remington Middle	0	0	0	0	0	0	0	112	125	114	0	0	0	0	0	351
District	152	307	302	307	320	301	362	337	382	341	366	384	398	410	11	4,680

Enrollment by Race/Ethnicity

Enrollment by Race/Ethnicity (2023-24)		
Race	% of District	% of State
African American	3.6	9.6
Asian	8.1	7.4
Hispanic	7.1	25.1
Native American	0.2	0.2
White	77.9	53.0
Native Hawaiian, Pacific Islander	0.4	0.1
Multi-Race, Non-Hispanic	2.7	4.5

Enrollment by Gender

Enrollment by Gender (2023-24)		
	District	State
Female	2,217	442,952
Male	2,452	470,307
Non-Binary	11	1,700
Total	4,680	914,959

* source: [MA DESE School and District Profiles](#)



F.X. O'Regan Early Childhood Development Center (Franklin ECDC)

224 Oak Street, Rear

Franklin, MA 02038

Interim Principal: Kimberly Taylor

Quick Facts

Preschool Enrollment	166	Community Peers	99
Faculty/Staff	40	Students with IEPs	63
Students receiving walk-in service:	17	Tuition Assistance	10

Website: <https://www.franklinps.net/ecdc>

Core Values:

I am kind!
I include others!
I am a curious learner!
I never give up!



ECDC Mission:

- ★ At ECDC we celebrate our diversity and strive to foster *inclusiveness and acceptance* so that everyone feels welcome in our community.
- ★ At ECDC we cultivate a *joy of learning* through play, discovery, and active exploration.
- ★ At ECDC we create a nurturing, warm environment that encourages and extends *kindness* to all.
- ★ At ECDC we provide a safe space that is conducive to meaningful learning where students can feed and develop their sense of wonder and *curiosity*.
- ★ At ECDC we reinforce a growth mindset that promotes *persistence and resilience* where students are encouraged to see challenges as an opportunity to grow and learn.

School Highlights:

The Franklin Public Schools is proud to offer the young children of Franklin an opportunity for high-quality, developmentally appropriate learning in a preschool environment that encourages diversity, cooperation, and kindergarten readiness. Most children participate in our inclusive or "integrated" preschool model. In these language-based classrooms, children of all ability levels, with and without identified special needs, are taught together in an environment that nurtures peers as partners in learning.

Each classroom maintains a low-class size, maxing out at 15, with a Massachusetts-certified special education teacher and at least one qualified educational support professional. In addition to our integrated classrooms, we also have a program for children who require an intensive trans-disciplinary, multi-sensory, and total language-based approach. Children who qualify for this intense setting are infused with supportive services and therapies that help stimulate growth and development. We aim to include all children in all aspects of the ECDC experience to the greatest extent possible. For this group of students, we create opportunities for social connections and cooperative learning with a partner classroom of community peers.

ECDC Staffing

ECDC teachers and specialists are mandated to meet the same high licensing and educational requirements set by the Franklin Public Schools. Our teachers and specialists (Special Educators, OT, PT, SLP, BCBA, School Psychologist, and School Nurse) are experienced early childhood professionals licensed to teach children with and without special needs. In addition, we have experienced and well-trained educational support professionals (ESPs) in every classroom. Our teaching teams work closely to ensure high-quality learning experiences for all students with a low student-teacher ratio. At ECDC, we believe all students can learn, and we work together with families to ensure student success and kindergarten readiness.



FRANKLIN PUBLIC SCHOOLS

EARLY CHILDHOOD DEVELOPMENT CENTER

ACCOUNT DESCRIPTION	FY22 ACTUAL EXPENDITURES	FY23 ACTUAL EXPENDITURES	FY24 BUDGET	FY25 PROPOSED BUDGET	FY24 to FY25 \$ INCREASE	FY24 to FY25 % INCREASE
TEACHERS -GEN.ED.	\$32,926.00	\$34,355.06	\$35,786.52	\$38,345.88	\$2,559.36	7.15%
TEACHERS - SPECIAL ED.	\$751,040.00	\$1,143,905.37	\$1,060,664.20	\$1,223,466.60	\$162,802.40	15.35%
TEAM CHAIR	\$77,499.00	\$95,760.00	\$99,750.00	\$107,025.00	\$7,275.00	7.29%
NURSES	\$99,626.00	\$105,136.68	\$114,619.40	\$119,142.66	\$4,523.26	3.95%
OT	\$50,000.00	\$93,351.60	\$67,203.60	\$110,315.80	\$43,112.20	64.15%
SCHOOL PSYCHOLOGIST	\$34,561.00	\$36,393.20	\$37,705.20	\$39,363.20	\$1,658.00	4.40%
BCBA	\$60,000.00	\$63,586.56	\$66,236.00	\$68,885.60	\$2,649.60	4.00%
SLP	\$99,460.00	\$200,794.00	\$337,567.60	\$351,071.30	\$13,503.70	4.00%
ESP	\$406,432.53	\$571,700.66	\$607,808.16	\$652,034.24	\$44,226.08	7.28%
ADMINISTRATIVE ASST	\$48,995.00	\$49,422.96	\$80,742.96	\$93,304.00	\$12,561.04	15.56%
PRINCIPAL	\$110,160.00	\$125,000.00	\$126,000.00	\$129,780.00	\$3,780.00	3.00%
PRINC OFFICE-ECDC-MAT/SUPP LIES	\$3,718.92	\$3,791.87	\$3,500.00	\$3,500.00	\$0.00	0.00%
MEETINGS & CONFERENCES	\$358.00	\$0.00	\$200.00	\$200.00	\$0.00	0.00%
TEXT/INSTR EQUIP-ECDC-GEN SCHL	\$1,545.50	\$7,517.91	\$6,133.00	\$6,133.00	\$0.00	0.00%
TCHG-ECDC-SPED-MAT/S UPPL	\$10,433.95	\$4,828.56	\$3,000.00	\$3,000.00	\$0.00	0.00%
INSTR TECH-ECDC-MAT/SUPPLI ES	\$0.00	\$0.00	\$2,400.00	\$2,400.00	\$0.00	0.00%
CONTRACTED SERVICES	\$582.39	\$0.00	\$1,000.00	\$1,000.00	\$0.00	0.00%
INSTRUCTIONAL EQUIPMENT	\$5,716.86	\$432.80	\$1,000.00	\$1,000.00	\$0.00	0.00%
INSTR TECH-ECDC-CONTR SERVCS	\$96.00	\$96.00	\$500.00	\$500.00	\$0.00	0.00%
HLTH SVCS ECDC-MAT/SUPPLIES	\$282.09	\$420.30	\$1,500.00	\$1,500.00	\$0.00	0.00%
HEALTH/MEDICAL SERVICES	\$1,181.82	\$1,181.82	\$1,100.00	\$1,100.00	\$0.00	0.00%
TOTAL SALARIES + EXPENSES	\$1,794,615.06	\$2,537,675.35	\$2,654,416.64	\$2,953,067.28	\$298,650.64	11.25%



FRANKLIN PUBLIC SCHOOLS

EARLY CHILDHOOD DEVELOPMENT CENTER

Category	FY24	FY25
	Total Staff	Total Staff
TEACHERS -GEN.ED.	0.33	0.33
TEACHERS - SPECIAL ED.	11.80	12.00
TEAM CHAIR	1.00	1.00
NURSES	1.10	1.10
OT	0.80	0.80
SCHOOL PSYCHOLOGIST	0.40	0.40
BCBA	0.70	1.00
SLP	3.15	3.15
ESP	22.63	22.63
ADMINISTRATIVE ASST	1.71	1.71
PRINCIPAL	1.00	1.00
TOTAL FTE	44.29	44.79



Jefferson Elementary School

628 Washington Street

Franklin, MA 02038

Principal: Stefani Wasik

Quick Facts

Grades K-5

Enrollment 336 (as of 2/28/24)

Faculty/Staff 77

Website: <https://www.franklinps.net/jefferson-elementary-school>

Mission Statement

Jefferson Elementary School is an inclusive learning environment dedicated to high standards in teaching and learning for all students. We support students in their pursuit of academic and social success. We inspire life-long learning and develop responsible, self-confident students capable of effective communication and problem-solving. Through a collaboration of staff, families, students, and the community, we foster a safe and respectful learning environment embracing creativity and individuality.

Core Values

We are: **Safe** - We nurture a positive and safe learning environment based on student needs.

Respectful - We recognize the value and strengths each person brings to our community.

Inclusive - We welcome everyone because we all belong to our school community.

Creative - We are resourceful thinkers who work together to solve problems.

Invested - We actively participate in our learning by being focused and involved.

School Highlights

- 100% of teachers are "highly qualified" according to DESE guidelines
- Substantially separate IDEAS program for students who require language-based instruction
- Substantially separate GOALS program for students who require ABA methodologies
- Active Parent Communication Council (PCC) which raises funds and organizes volunteers to provide numerous cultural, academic, and family enrichment assemblies and events.
- Outdoor Classroom
- Responsive Classroom and Zones of Regulation– Social and Emotional Learning Programs
- Character Education Program - Being "PAWS-itive"
- Kids Heart Challenge, Hearts of Kindness, Community Art projects & other Community Service Projects
- All School Meetings
- Spirit Days
- Wellness Wednesdays

School Achievement Profile

For assessment data, visit:

<http://profiles.doe.mass.edu/general/general.aspx?topNavID=1&leftNavId=100&orgcode=01010010&orgtypecode=6>



FRANKLIN PUBLIC SCHOOLS

THOMAS JEFFERSON ELEMENTARY SCHOOL						
ACCOUNT DESCRIPTION	FY22 ACTUAL EXPENDITURES	FY23 ACTUAL EXPENDITURES	FY24 BUDGET	FY25 PROPOSED BUDGET	FY24 to FY25 \$ INCREASE	FY24 to FY25 % INCREASE
TEACHER - ELEMENTARY	\$1,514,846.56	\$1,691,041.86	\$1,707,660.56	\$1,977,143.64	\$269,483.08	15.78%
TEACHER - KINDERGARTEN	\$165,546.89	\$173,867.98	\$183,715.00	\$194,068.00	\$10,353.00	5.64%
TEACHER - SPECIAL ED.	\$745,788.19	\$815,306.14	\$959,369.80	\$1,090,001.80	\$130,632.00	13.62%
ABA TUTOR	\$44,300.00	\$45,500.00	\$46,865.00	\$48,270.95	\$1,405.95	3.00%
ACTIVITY MONITORS	\$23,608.00	\$24,300.00	\$67,080.00	\$69,092.40	\$2,012.40	3.00%
INSTRUCTIONAL INTERVENTIONIST	\$40,112.41	\$41,534.76	\$52,800.44	\$54,912.46	\$2,112.02	4.00%
OT/PT	\$115,256.72	\$119,286.53	\$124,256.80	\$132,959.20	\$8,702.40	7.00%
LPN/RN	\$43,546.41	\$45,739.20	\$47,645.00	\$49,489.46	\$1,844.46	3.87%
COUNSELING	\$159,942.04	\$165,871.16	\$175,657.00	\$186,708.00	\$11,051.00	6.29%
BCBA	\$44,133.65	\$45,419.04	\$47,311.50	\$49,204.00	\$1,892.50	4.00%
SCHOOL PSYCHOLOGIST	\$52,937.52	\$54,589.80	\$56,773.80	\$89,044.80	\$32,271.00	56.84%
TEAM CHAIR	\$99,412.00	\$104,106.24	\$108,444.00	\$112,782.00	\$4,338.00	4.00%
SLP	\$190,167.00	\$194,944.32	\$203,067.00	\$211,190.00	\$8,123.00	4.00%
ESP	\$280,470.45	\$488,640.00	\$539,640.00	\$553,131.00	\$13,491.00	2.50%
LIBRARY ASST	\$20,608.00	\$21,342.72	\$22,232.00	\$23,121.28	\$889.28	4.00%
ADMIN ASST	\$37,690.33	\$65,112.37	\$67,825.39	\$70,396.14	\$2,570.75	3.79%
ADMIN	\$231,885.25	\$238,846.27	\$251,320.00	\$258,859.60	\$7,539.60	3.00%
PRNC OFF-JEFFRSN-CONTR SERVCS	\$420.00	\$420.00	\$390.00	\$400.00	\$10.00	2.56%
PRNC OFF-JEFFRSN-OTH EXP-DUES	\$1,148.00	\$1,345.00	\$936.00	\$1,000.00	\$64.00	6.84%
PRNC OFF-JEFFRSN-MAT/SUPPLIES	\$1,433.79	\$938.28	\$1,170.00	\$2,000.00	\$830.00	70.94%
PRNC TECH-JEFFRSN-CONTR SERVCS	\$0.00	\$0.00	\$156.00	\$150.00	-\$6.00	-3.85%
PRNC TECH-JEFFRSN-MAT/SUPPLIES	\$945.37	\$523.62	\$780.00	\$875.00	\$95.00	12.18%
PROJECT MANAGEMENT SERVICES	\$0.00	\$0.00	\$1,560.00	\$1,560.00	\$0.00	0.00%
GENERAL EDUCATIONAL SUPPLIES	\$0.00	\$0.00	\$390.00	\$400.00	\$10.00	2.56%
TEXT/INST EQUIP-JEFRSN-MS-READ	\$8,000.08	\$5,590.57	\$6,320.00	\$6,000.00	-\$320.00	-5.06%
TEXT/INST EQUIP-JEFRSN-MS-MATH	\$0.00	\$0.00	\$0.00	\$0.00	\$0.00	0.00%
TEXT/INSTR EQUIP-JEFRSN-MS-SCI	\$556.73	\$659.26	\$780.00	\$650.00	-\$130.00	-16.67%
TEXT/INST EQUIP-JEFRSN-MS-S ST	\$1,067.58	\$1,000.00	\$780.00	\$500.00	-\$280.00	-35.90%
LIBR SVCS-JEFFRSN-OTH EX-DUES	\$0.00	\$0.00	\$312.00	\$300.00	-\$12.00	-3.85%
LIBR SVCS-JEFFERSON-MAT/SUPPL	\$2,338.41	\$1,953.07	\$1,560.00	\$2,000.00	\$440.00	28.21%
TCHG-REG DAY-JEFFRSN-M/S-GEN	\$15,746.19	\$15,159.78	\$15,087.00	\$14,802.00	-\$285.00	-1.89%
TCHG-REG DAY-JEFRSN-M/S-READG	\$977.55	\$1,417.80	\$1,170.00	\$1,100.00	-\$70.00	-5.98%
TCHG-REG DAY-JEFRSN-M/S-MATH	\$2,038.46	\$402.23	\$1,560.00	\$1,800.00	\$240.00	15.38%
TCHG-REG DAY-JEFRSN-M/S-SCI	\$474.84	\$0.00	\$390.00	\$200.00	-\$190.00	-48.72%
TCHG-REG DAY-JEFRSN-MS-W/LANG	\$248.47	\$250.00	\$195.00	\$250.00	\$55.00	28.21%
TCHG-REG DAY-JEFFRSN-M/S-ART	\$1,998.79	\$1,153.72	\$1,560.00	\$1,500.00	-\$60.00	-3.85%



FRANKLIN PUBLIC SCHOOLS

THOMAS JEFFERSON ELEMENTARY SCHOOL (continued)						
TCHG-REG DAY-JEFRSN-M/S-MUSIC	\$413.23	\$771.98	\$624.00	\$400.00	-\$224.00	-35.90%
TCHG-REG DAY-JEFRSN-M/S-HLTH	\$175.54	\$44.63	\$156.00	\$200.00	\$44.00	28.21%
TCHG-REG DAY-JEFRSN-MS-PHY ED	\$900.00	\$900.00	\$790.00	\$800.00	\$10.00	1.27%
TCHG-JEFFRSN-SPED MAT/SUPP	\$1,834.58	\$593.33	\$1,560.00	\$1,700.00	\$140.00	8.97%
CONTRACTED SERVICES	\$1,514.71	\$1,004.50	\$1,560.00	\$1,560.00	\$0.00	0.00%
INSTRUCTIONAL EQUIPMENT	\$13,853.21	\$834.64	\$4,056.00	\$4,000.00	-\$56.00	-1.38%
INSTR TECH-JEFFRSN-CONTR SRVCS	\$0.00	\$0.00	\$78.00	\$0.00	-\$78.00	-100.00%
JEFFRSN OTHER INSTR SOFTWARE	\$1,599.00	\$0.00	\$1,950.00	\$1,500.00	-\$450.00	-23.08%
PSYCH SRVCS-JEFFRSN-MAT/SUPPL	\$143.34	\$104.28	\$197.00	\$200.00	\$3.00	1.52%
HLTH SRVS-JEFFRSN-MAT/SUPPL	\$994.58	\$1,056.93	\$780.00	\$1,000.00	\$220.00	28.21%
HLTH SRVS-JEFFRSN-CTR SRVS-PHY	\$1,181.82	\$1,181.82	\$1,182.00	\$1,182.00	\$0.00	0.00%
TOTAL SALARIES + EXPENSES	\$3,870,255.69	\$4,372,753.83	\$4,709,692.29	\$5,218,403.73	\$508,711.44	10.80%



FRANKLIN PUBLIC SCHOOLS

THOMAS JEFFERSON ELEMENTARY SCHOOL		
Category	FY24	FY25
	Total Staff	Total Staff
TEACHER - ELEMENTARY	18.24	19.24
TEACHER - KINDERGARTEN	2	3
TEACHER - SPECIAL ED.	11.6	11.6
ABA TUTOR	1	1
ACTIVITY MONITORS	2.5	2.5
INSTRUCTIONAL INTERVENTIONIST	1.92	1.92
OT/PT	1.6	1.6
LPN/RN	1.1	1.1
COUNSELING	2.0	2.0
BCBA	0.5	0.5
SCHOOL PSYCHOLOGIST	0.6	1
TEAM CHAIR	1	1
SLP	2.0	2.0
ESP	20	20
LIBRARY ASST	0.8	0.8
ADMIN ASST	1.32	1.32
ADMIN	2	2
TOTAL FTE	70.18	72.58



J. F. Kennedy Elementary School

551 Pond Street, Franklin, MA 02038

Sarravy Connolly, Ed.D., Principal

Sam Duffy-Protentis, Assistant Principal



Quick Facts

Grades K-5
Faculty/Staff 70
Enrollment 343

Website: <https://www.franklinps.net/kennedyelementaryschool>

Mission Statement

The mission of the John F. Kennedy Elementary School is to enable, encourage, and challenge every student to continue the pursuit of lifelong learning by providing a safe, nurturing, and enjoyable academic environment. Through the collaborative efforts of staff, parents, and the community, we strive to help each student become a confident, responsible, and active citizen of an ever-changing global society.

Core Values

JFK Ladybugs C.A.R.E.

- ❖ We are **CONSIDERATE** and kind.
- ❖ We **ACHIEVE** and persevere.
- ❖ We are **RESPECTFUL** and safe.
- ❖ We **ENGAGE** and include.

School Highlights

- Multi-tiered System of Support (MTSS) model to provide tiered support in literacy, math, and social-emotional learning
- Newly identified ELA and Math instructional blocks and Power Blocks to maximize personnel support and building resources
- Specialized program through a partnership with NECC (New England Center for Children) for grades 3-5 students
- Implementation of a new ELA curriculum: Houghton Mifflin Harcourt (HMH)
- Successfully completed scheduled safety drills and procedures to date
- Walk to School Day, SEL-Themed Morning Announcements, Recognition of students demonstrating Core Values Student Recognition
- Successful implementation of school-wide ST Mathematics program
- Consult Model - Instructional Support Team - Continued implementation of the team's new consulting model to target instruction for students requiring individualized support for academics and social-emotional learning
- Curriculum enrichment activities supported by families and the Parent Communication Council (e.g., Pumpkin Day, 3rd Grade Plimouth Patuxet Museum Field Trip)
- Weekend Backpack Program - Partnership with Franklin Food Pantry to provide food to Kennedy families over weekends and vacation breaks

School Achievement Profile

<https://profiles.doe.mass.edu/general/general.aspx?topNavId=1&leftNavId=100&orgcode=01010013&orgtvpcode=6a>



FRANKLIN PUBLIC SCHOOLS

JOHN F. KENNEDY ELEMENTARY SCHOOL						
ACCOUNT DESCRIPTION	FY22 ACTUAL EXPENDITURES	FY23 ACTUAL EXPENDITURES	FY24 BUDGET	FY25 PROPOSED BUDGET	FY24 to FY25 \$ INCREASE	FY24 to FY25 % INCREASE
TEACHER - ELEMENTARY	\$1,654,208.68	\$1,709,782.99	\$1,928,328.56	\$2,086,617.98	\$158,289.42	8.21%
TEACHER - KINDERGARTEN	\$295,927.12	\$312,978.14	\$216,888.00	\$225,564.00	\$8,676.00	4.00%
TEACHER - SPECIAL ED.	\$420,031.05	\$430,379.18	\$450,691.00	\$476,035.00	\$25,344.00	5.62%
ABA TUTOR	\$84,291.39	\$90,161.08	\$184,730.00	\$190,371.90	\$5,641.90	3.05%
ACTIVITY MONITORS	\$34,523.03	\$39,960.00	\$107,328.00	\$110,547.84	\$3,219.84	3.00%
INSTRUCTIONAL INTERVENTIONIST	\$45,080.36	\$50,532.75	\$91,899.50	\$95,575.48	\$3,675.98	4.00%
OT	\$42,028.37	\$51,399.60	\$66,032.40	\$70,362.00	\$4,329.60	6.56%
LPN/RN	\$83,296.76	\$95,000.88	\$100,798.40	\$104,768.66	\$3,970.26	3.94%
VAN LPN	\$0.00	\$0.00	\$26,832.00	\$27,636.96	\$804.96	3.00%
COUNSELING	\$56,560.80	\$59,150.96	\$86,200.00	\$92,656.00	\$6,456.00	7.49%
SCHOOL PSYCHOLOGIST	\$87,340.75	\$98,951.00	\$102,909.00	\$107,025.00	\$4,116.00	4.00%
TEAM CHAIR	\$60,464.79	\$66,294.14	\$69,056.40	\$71,984.90	\$2,928.50	4.24%
SLP	\$106,605.30	\$108,629.60	\$132,469.60	\$140,772.80	\$8,303.20	6.27%
ESP	\$219,797.98	\$219,888.00	\$243,288.00	\$249,370.20	\$6,082.20	2.50%
LIBRARY ASSISTANT	\$16,893.71	\$24,432.00	\$25,409.00	\$26,425.36	\$1,016.36	4.00%
SECRETARIAL	\$48,962.51	\$49,422.96	\$58,078.82	\$60,357.17	\$2,278.35	3.92%
ADMIN	\$206,807.92	\$233,599.86	\$232,295.00	\$239,263.85	\$6,968.85	3.00%
PRNC OFF-KENNEDY-CONTR SERVCS	\$360.00	\$2,800.00	\$1,500.00	\$1,500.00	\$0.00	0.00%
PRNC OFF-KENNEDY-OTH EXP-DUES	\$300.00	\$600.00	\$800.00	\$800.00	\$0.00	0.00%
PRNC OFF-KENNEDY-MAT/SUPPLIES	\$1,280.17	\$702.14	\$2,500.00	\$2,500.00	\$0.00	0.00%
PRNC OFF-KENNEDY-OTHER EXP	\$0.00	\$400.00	\$400.00	\$400.00	\$0.00	0.00%
PRNC TECH-KENNEDY-CONTR. SERVCS	\$255.00	\$0.00	\$300.00	\$300.00	\$0.00	0.00%
PRNC TECH-KENNEDY-MAT/SUPPLIES	\$1,855.26	\$1,084.83	\$1,500.00	\$1,500.00	\$0.00	0.00%
MEETINGS & CONFERENCES	\$0.00	\$0.00	\$300.00	\$300.00	\$0.00	0.00%
PROJECT MANAGEMENT SERVICES	\$0.00	\$0.00	\$2,000.00	\$2,000.00	\$0.00	0.00%
TEXT/INST EQUIP-KENEDY-MS-ENG	\$7,474.92	\$2,636.17	\$3,000.00	\$3,000.00	\$0.00	0.00%
TEXT/INST EQUIP-KENEDY-MS-MATH	\$3,794.62	\$187.20	\$1,000.00	\$1,000.00	\$0.00	0.00%
TEXT/INSTR EQUIP-KENEDY-MS-SCI	\$380.25	\$697.89	\$800.00	\$800.00	\$0.00	0.00%
TEXT/INST EQUIP-KENEDY-MS-S ST	\$114.31	\$367.67	\$1,000.00	\$1,000.00	\$0.00	0.00%
LIBR SVCS-KENNEDY-MAT/SUPPL	\$3,489.02	\$997.81	\$1,500.00	\$1,500.00	\$0.00	0.00%
TCHG-REG DAY-KENEDY-M/S-GEN	\$23,861.13	\$9,725.94	\$5,061.00	\$5,061.00	\$0.00	0.00%
TCHG-REG DAY-KENEDY-M/S-ART	\$2,109.30	\$1,083.60	\$1,500.00	\$1,500.00	\$0.00	0.00%
TCHG-REG DAY-KENEDY-M/S-ENG	\$0.00	\$3,133.01	\$2,000.00	\$2,000.00	\$0.00	0.00%
TCHG-REG DAY-KENNEDY-M/S-MATH	\$0.00	\$1,753.89	\$3,000.00	\$3,000.00	\$0.00	0.00%
TCHG-REG DAY-KENNEDY-M/S-SCI	\$574.87	\$0.00	\$500.00	\$500.00	\$0.00	0.00%
TCHG-REG DAY-KENEDY-MS-W/LANG	\$0.00	\$149.40	\$500.00	\$500.00	\$0.00	0.00%



FRANKLIN PUBLIC SCHOOLS

JOHN F. KENNEDY ELEMENTARY SCHOOL (continued)						
TCHG-REG DAY-KENEDY-M/S-MUSIC	\$1,089.35	\$612.76	\$1,000.00	\$1,000.00	\$0.00	0.00%
TCHG-REG DAY-KENEDY-M/S-HLTH	\$0.00	\$384.55	\$500.00	\$500.00	\$0.00	0.00%
TCHG-REG DAY-KENEDY-MS-PH ED	\$1,858.83	\$966.78	\$1,000.00	\$1,000.00	\$0.00	0.00%
TCHG-KENNEDY-SPED MAT/SUPP	\$3,730.23	\$2,321.25	\$3,000.00	\$3,000.00	\$0.00	0.00%
TCHG-REG DAY-KENEDY-CONT SRVS	\$0.00	\$0.00	\$0.00	\$0.00	\$0.00	0.00%
INSTR TECH-KENNEDY-MAT/SUPPL	\$3,277.39	\$0.00	\$500.00	\$500.00	\$0.00	0.00%
CONTRACTED SERVICES	\$1,328.18	\$1,484.20	\$2,500.00	\$2,500.00	\$0.00	0.00%
INSTRUCTIONAL EQUIPMENT	\$7,501.21	\$1,124.64	\$2,000.00	\$2,000.00	\$0.00	0.00%
INSTR TECH-KENNEDY-CONTR SRVCS	\$990.43	\$1,480.73	\$1,500.00	\$1,500.00	\$0.00	0.00%
HLTH SRVS-KENNEDY-MAT/SUPPL	\$730.68	\$696.05	\$1,000.00	\$1,000.00	\$0.00	0.00%
HLTH SRVS-KENNEDY-CTR SVS-PHY	\$1,181.82	\$1,181.82	\$1,200.00	\$1,200.00	\$0.00	0.00%
TOTAL SALARIES + EXPENSES	\$3,530,357.49	\$3,677,135.47	\$4,166,594.68	\$4,418,696.10	\$252,101.42	6.05%



FRANKLIN PUBLIC SCHOOLS

JOHN F. KENNEDY ELEMENTARY SCHOOL		
Category	FY24	FY25
	Total Staff	Total Staff
TEACHER - ELEMENTARY	19.04	20.04
TEACHER - KINDERGARTEN	2.00	3.00
TEACHER - SPECIAL ED.	5.00	6.00
ABA TUTOR	4.00	4.00
ACTIVITY MONITORS	4.00	4.00
INSTRUCTIONAL INTERVENTIONIST	3.50	3.50
OT	0.70	0.70
LPN/RN	1.10	1.10
VAN LPN	1.00	1.00
COUNSELING	1.00	1.00
SCHOOL PSYCHOLOGIST	1.00	1.00
TEAM CHAIR	0.65	0.65
SLP	1.40	1.40
ESP	9.00	9.00
LIBRARY ASSISTANT	1.00	1.00
SECRETARIAL	1.10	1.10
ADMIN	2.00	2.00
TOTAL FTE	57.49	60.49



Oak Street Elementary

224 Oak Street

Franklin, MA 02038


Principal: Brad Hendrixson

Quick Facts

Grades K-5

Enrollment 412

Faculty/Staff 65

Website: <https://www.franklinps.net/oak-street-elementary-school>

Oak Street Vision

The vision of Oak Street Elementary School is to empower students to develop a passion for learning and possess the skills needed to engage in future academic, social, and professional opportunities.

Oak Street Mission

As members of the Oak Street school, we believe that all students deserve access to a high-quality education, and as professionals, we commit to the following actions to support this growth in the following areas:

- Develop students' **social and emotional** skills through programs and practices that enable all students to acquire knowledge, attitudes, and skills associated with the core competencies for social-emotional learning.
- Create **personalized learning opportunities** by using student interest as well as formative data to develop engaging learning experiences where students are asked to problem solve, think critically and persevere with cognitively demanding tasks.
- **Establish relationships and mutual respect** with students in order for them to be their best selves to foster positive behaviors and increase academic success.
- **Partner with families** to strengthen the academic, social, emotional, and physical development of students in order to prepare them for future opportunities.
- Develop an **inclusive school environment** by providing a variety of instructional settings tailored to students' needs to develop self and social awareness skills.
- Create conditions for a school environment where **teacher collaboration** is rooted in reflective practice, and we provide each other with diverse opinions about the practices that support student growth.

Core Values

- Achieving
- Caring
- Original
- Respectful
- Never Give Up
- Safe



School Highlights

- School-wide and grade-level Morning Meetings focus on core values and social-emotional learning using Responsive Classrooms, Zones of Regulation, and Lion's Quest curricula.
- Home of REACH ("Resiliency and Achievement") district program with three classes at Oak Street, which promote Social-Emotional Learning at all grade levels.
- Horace Mann Middle School partnership for mentoring program; FHS Student mentors and buddies
- Community Partners: William James College, Dean College, Franklin Fire and Police Department

School Achievement Profile

- For assessment data, [follow the link here](#)



FRANKLIN PUBLIC SCHOOLS

OAK STREET ELEMENTARY SCHOOL						
ACCOUNT DESCRIPTION	FY22 ACTUAL EXPENDITURES	FY23 ACTUAL EXPENDITURES	FY24 BUDGET	FY25 PROPOSED BUDGET	FY24 to FY25 \$ INCREASE	FY24 to FY25 % INCREASE
TEACHER - ELEMENTARY	\$1,602,881.01	\$1,506,761.75	\$2,074,428.55	\$2,295,251.06	\$220,822.51	10.64%
TEACHER - KINDERGARTEN	\$198,590.00	\$232,682.19	\$376,300.00	\$400,768.00	\$24,468.00	6.50%
TEACHER - SPECIAL ED.	\$539,641.39	\$584,806.01	\$631,416.00	\$666,141.00	\$34,725.00	5.50%
ABA TUTOR	\$42,989.36	\$44,990.40	\$46,865.00	\$98,270.95	\$51,405.95	109.69%
ACTIVITY MONITORS	\$94,986.00	\$52,590.00	\$80,496.00	\$82,910.88	\$2,414.88	3.00%
INSTRUCTIONAL INTERVENTIONIST	\$44,376.00	\$48,811.00	\$140,833.00	\$146,466.32	\$5,633.32	4.00%
OT	\$45,986.00	\$49,498.80	\$73,167.60	\$76,094.40	\$2,926.80	4.00%
LPN/RN	\$44,989.90	\$46,431.85	\$77,427.90	\$82,090.96	\$4,663.06	6.02%
COUNSELING	\$154,589.31	\$165,173.84	\$189,206.00	\$203,449.00	\$14,243.00	7.53%
SCHOOL PSYCHOLOGIST	\$69,000.00	\$65,564.40	\$65,066.40	\$67,669.20	\$2,602.80	4.00%
TEAM CHAIR	\$133,744.69	\$136,571.71	\$142,262.20	\$147,953.20	\$5,691.00	4.00%
SLP	\$82,590.00	\$90,983.00	\$104,413.00	\$108,590.00	\$4,177.00	4.00%
ESP	\$233,345.90	\$329,832.00	\$350,616.00	\$358,766.40	\$8,150.40	2.32%
LIBRARY ASSISTANT	\$22,641.00	\$24,432.00	\$27,790.00	\$28,901.60	\$1,111.60	4.00%
SECRETARIAL	\$47,089.00	\$50,466.96	\$55,686.96	\$57,914.44	\$2,227.48	4.00%
ADMIN	\$231,000.34	\$244,000.12	\$251,320.00	\$258,859.60	\$7,539.60	3.00%
PRNC OFF-OAK ST-CONTR SERVCS	\$150.00	\$150.00	\$400.00	\$400.00	\$0.00	0.00%
PRNC OFF-OAK ST-OTH EXP-DUES	\$1,078.00	\$1,309.48	\$1,078.00	\$1,078.00	\$0.00	0.00%
PRNC OFF-OAK ST-MAT/SUPPLIES	\$3,510.17	\$6,405.57	\$3,000.00	\$2,000.00	-\$1,000.00	-33.33%
PRIN OFFICE- OAK ST-OTHER EXP	\$627.44	\$364.07	\$1,500.00	\$1,500.00	\$0.00	0.00%
PRNC TECH-OAK ST-CONTR. SERVCS.	\$2,312.00	\$200.00	\$2,000.00	\$2,000.00	\$0.00	0.00%
MEETINGS & CONFERENCES	\$400.00	\$0.00	\$1,000.00	\$0.00	-\$1,000.00	-100.00%
TEXT/INST EQUIP-OAK ST-MS-READ	\$11,378.77	\$7,632.42	\$5,000.00	\$2,500.00	-\$2,500.00	-50.00%
TEXT/INST EQUIP-OAK ST-MS-MATH	\$3,203.52	\$1,293.40	\$2,000.00	\$1,000.00	-\$1,000.00	-50.00%
TEXT/INST EQUIP-OAK ST-M/S-SCI	\$148.89	\$435.55	\$750.00	\$300.00	-\$450.00	-60.00%
TEXT/INST EQUIP-OAK ST-MS-S ST	\$2,600.33	\$3,327.84	\$1,500.00	\$0.00	-\$1,500.00	-100.00%
LIBR SVCS-OAK ST-OTH EXP-SUBSC	\$0.00	\$0.00	\$300.00	\$300.00	\$0.00	0.00%
TCHG-REG DAY-OAK ST-M/S-GEN	\$21,615.88	\$21,853.23	\$16,083.00	\$22,000.00	\$5,917.00	36.79%
TCHG-REG DAY-OAK ST-M/S-READG	\$563.42	\$0.00	\$0.00	\$0.00	\$0.00	0.00%
TCHG-REG DAY-OAK ST-M/S-MATH	\$0.00	\$0.00	\$0.00	\$0.00	\$0.00	0.00%
TCHG-REG DAY-OAK ST-M/S-SCI	\$248.89	\$0.00	\$0.00	\$0.00	\$0.00	0.00%
TCHG-REG DAY-OAK ST-MS-W/LANG	\$0.00	\$1,194.67	\$0.00	\$2,000.00	\$2,000.00	0.00%
TCHG-REG DAY-OAK ST-M/S-ART	\$2,945.61	\$1,920.14	\$2,000.00	\$2,000.00	\$0.00	0.00%
TCHG-REG DAY-OAK ST-M/S-MUSIC	\$1,277.98	\$918.97	\$1,000.00	\$400.00	-\$600.00	-60.00%
TCHG-REG DAY-OAK ST-MS-PHY ED	\$523.56	\$329.95	\$400.00	\$400.00	\$0.00	0.00%
TCHG-OAK ST-SPED MAT/SUPPL	\$2,233.73	\$3,794.97	\$3,824.00	\$4,000.00	\$176.00	4.60%



FRANKLIN PUBLIC SCHOOLS

OAK STREET ELEMENTARY SCHOOL (continued)						
CONTRACTED SERVICES	\$6,515.84	\$6,600.00	\$8,000.00	\$8,000.00	\$0.00	0.00%
INSTR SOFTWARE-OAK-SUPPL/MTLS	\$0.00	\$0.00	\$0.00	\$0.00	\$0.00	0.00%
PSYCH SRVCS-OAK ST-MAT/SUPPL	\$498.24	\$290.30	\$500.00	\$250.00	-\$250.00	-50.00%
HLTH SRVS-OAK ST-MAT/SUPPLIES	\$606.91	\$122.21	\$600.00	\$600.00	\$0.00	0.00%
HLTH SRVS-OAK ST-OTH EXPENSES	\$0.00	\$0.00	\$250.00	\$250.00	\$0.00	0.00%
HLTH SRVS-OAK ST-CTR SVCS-PHY	\$1,181.82	\$1,181.82	\$1,200.00	\$1,200.00	\$0.00	0.00%
TOTAL SALARIES + EXPENSES	\$3,652,060.90	\$3,732,920.62	\$4,739,679.61	\$5,132,275.01	\$392,595.40	8.28%



FRANKLIN PUBLIC SCHOOLS

OAK STREET ELEMENTARY SCHOOL		
Category	FY24	FY25
	Total Staff	Total Staff
TEACHER - ELEMENTARY	23.53	23.53
TEACHER - KINDERGARTEN	4	4
TEACHER - SPECIAL ED.	7	7
ABA TUTOR	1	2
ACTIVITY MONITORS	3	3
INSTRUCTIONAL INTERVENTIONIST	5	5
OT	0.8	0.8
LPN/RN	1.6	1.6
COUNSELING	2.0	2.0
SCHOOL PSYCHOLOGIST	0.6	0.6
TEAM CHAIR	1.4	2
SLP	1	1.2
ESP	13	14
LIBRARY ASSISTANT	1	1
SECRETARIAL	1	1
ADMIN	2	2
TOTAL FTE	67.93	70.73



G.M. Parmenter School

235 Wachusett Street

Franklin, MA 02038

Principal: Evan Chelman

Quick Facts

Grades K-5

Enrollment 289 (as of 1/22/24)

Faculty/Staff 58

Website: <https://www.franklinps.net/g-m-parmenter-elementary-school>



School Motto: *Learning is what we do. Family is who we are.*

Mission Statement

The Gerald M. Parmenter School community's mission is to prepare all students to meet the opportunities and challenges of their lives with confidence and compassion. Parmenter creates a learning environment that encourages students to:

- strengthen their character and self-worth with a strong emphasis on our essential core values;
- value other points of view and differences;
- become self-motivated and independent learners who strive to attain high levels of achievement and think critically;
- work individually and cooperatively to solve problems creatively.

Core Values

Caring Inclusion Respect Courage Leadership Effort

School Highlights

- Character Education Committee - volunteer committee consisting of staff and student representatives who work to integrate character education into the curriculum and facilitate community service projects.
- Student Safety and Support Team and Instructional Support Team - providing specific support and targeted instruction to students requiring more individualized support for academics and social-emotional learning.
- Separate intervention blocks are scheduled for both literacy and math for K-5 students, so students are not pulled out of Tier 1 instruction for Tier 2 interventions.
- Literacy interventions in Kindergarten through Grade 2 are funded by Title I grants and support.
- Specialized program through a partnership with NECC (New England Center for Children) for grades K-2 students.
- Outdoor school gardens (and indoor hydroponics gardens) are planted, maintained, and harvested by students and staff.
- Partnership with Franklin Food Pantry to provide food to Parmenter families over the weekend and vacation breaks - Weekend Backpack Program.
- Extracurricular activities to promote health and wellness include Jump Rope for Heart, monthly whole-school meetings, and grade-level core value meetings.

School Achievement Profile

For assessment data, visit:

http://profiles.doe.mass.edu/mcas/achievement_level.aspx?linkid=32&orgcode=01010032&orgtypecode=6&



FRANKLIN PUBLIC SCHOOLS

GERALD M. PARMENTER ELEMENTARY SCHOOL						
ACCOUNT DESCRIPTION	FY22 ACTUAL EXPENDITURES	FY23 ACTUAL EXPENDITURES	FY24 BUDGET	FY25 PROPOSED BUDGET	FY24 to FY25 \$ INCREASE	FY24 to FY25 % INCREASE
TEACHER - ELEMENTARY	\$1,681,002.90	\$1,552,350	\$1,807,084	\$1,872,969	\$65,885.02	3.65%
TEACHER - KINDERGARTEN	\$232,164.00	\$246,138	\$205,831	\$214,275	\$8,443.65	4.10%
TEACHER - SPECIAL ED.	\$318,589.00	\$339,214	\$442,046	\$469,139	\$27,093.00	6.13%
ABA TUTOR	\$116,405.39	\$206,644	\$187,460	\$193,084	\$5,623.80	3.00%
BCBA	\$26,589.00	\$27,251	\$28,387	\$29,522	\$1,135.50	4.00%
ACTIVITY MONITORS	\$45,800.00	\$47,700	\$80,496	\$82,911	\$2,414.88	3.00%
INSTRUCTIONAL INTERVENTIONIST	\$46,089.00	\$48,836	\$112,667	\$117,174	\$4,506.68	4.00%
OT	\$47,989.00	\$49,799	\$51,479	\$53,538	\$2,059.20	4.00%
LPN/RN	\$94,577.00	\$96,822	\$109,084	\$113,386	\$4,301.26	3.94%
VAN LPN	\$24,748.00	\$25,759	\$26,832	\$27,637	\$804.96	3.00%
COUNSELING	\$67,486.00	\$149,676	\$79,800	\$86,314	\$6,514.00	8.16%
SCHOOL PSYCHOLOGIST	\$94,577.00	\$98,951	\$102,909	\$107,025	\$4,116.00	4.00%
TEAM CHAIR	\$47,596.00	\$49,651	\$51,720	\$55,594	\$3,873.60	7.49%
SLP	\$85,490.00	\$90,355	\$96,859	\$103,739	\$6,880.00	7.10%
ESP	\$400,000.00	\$195,456	\$191,424	\$250,000	\$58,576.00	30.60%
LIBRARY ASSISTANT	\$12,404.17	\$15,636	\$17,807	\$18,519	\$712.28	4.00%
SECRETARIAL	\$47,089.00	\$49,423	\$55,839	\$58,050	\$2,211.16	3.96%
ADMIN	\$208,900.74	\$253,881	\$232,150	\$239,115	\$6,964.50	3.00%
PRNC OFF-PARMNTR-CONTR SERVCS	\$240.00	\$1,004.00	\$250.00	\$250.00	\$0.00	0.00%
PRNC OFF-PARMNTR-OTH EXP-DUES	\$778.00	\$539.00	\$600.00	\$600.00	\$0.00	0.00%
PRNC OFF-PARMNTR-MAT/SUPPLIES	\$1,324.37	\$254.13	\$800.00	\$800.00	\$0.00	0.00%
PRNC TECH-PARMNTR-CONTR. SERVCS	\$0.00	\$486.90	\$700.00	\$700.00	\$0.00	0.00%
PRNC TECH-PARMNTR-MAT/SUPPLIES	\$0.00	\$0.00	\$600.00	\$600.00	\$0.00	0.00%
MEETINGS & CONFERENCES	\$99.00	\$0.00	\$300.00	\$300.00	\$0.00	0.00%
PROJECT MANAGEMENT SERVICES	\$4,500.00	\$0.00	\$1,000.00	\$1,000.00	\$0.00	0.00%
TEXT/INSTR EQUIP-PRMNTR-MS-GEN	\$0.00	\$0.00	\$800.00	\$800.00	\$0.00	0.00%
TEXT/INST EQUIP-PRMNTR-MS-READ	\$7,303.06	\$9,357.22	\$9,000.00	\$9,000.00	\$0.00	0.00%
TEXT/INST EQUIP-PRMNTR-MS-MATH	\$3,101.15	\$2,808.99	\$3,500.00	\$3,500.00	\$0.00	0.00%
TEXT/INSTR EQUIP-PRMNTR-MS-SCI	\$422.60	\$192.75	\$400.00	\$400.00	\$0.00	0.00%
TEXT/INST EQUIP-PRMNTR-MS-S ST	\$2,083.80	\$817.01	\$1,000.00	\$1,000.00	\$0.00	0.00%
LIBR SVCS-PARMNTR-MAT/SUPPL	\$990.52	\$2,077.94	\$800.00	\$800.00	\$0.00	0.00%
TCHG-REG DAY-PRMNTR-M/S-GEN	\$19,946.69	\$12,114.96	\$14,432.00	\$14,432.00	\$0.00	0.00%
TCHG-REG DAY-PRMNTR-M/S-READG	\$0.00	\$0.00	\$0.00	\$0.00	\$0.00	0.00%
TCHG-REG DAY-PRMNTR-M/S-MATH	\$122.97	\$0.00	\$300.00	\$300.00	\$0.00	0.00%
TCHG-REG DAY-PRMNTR-M/S-SCI	\$331.40	\$0.00	\$200.00	\$200.00	\$0.00	0.00%
TCHG-REG DAY-PRMNTR-MS-W/LANG	\$0.00	\$0.00	\$800.00	\$800.00	\$0.00	0.00%
TCHG-REG DAY-PRMNTR-M/S-ART	\$1,802.31	\$1,572.98	\$1,500.00	\$1,500.00	\$0.00	0.00%



FRANKLIN PUBLIC SCHOOLS

GERALD M. PARMENTER ELEMENTARY SCHOOL (continued)						
TCHG-REG DAY-PRMNTR-M/S-MUSIC	\$880.18	\$492.70	\$800.00	\$800.00	\$0.00	0.00%
TCHG-REG DAY-PRMNTR-M/S-PH ED	\$876.22	\$899.65	\$800.00	\$800.00	\$0.00	0.00%
TCHG-REG DAY-PRMNTR-MS-ST SKL	\$0.00	\$0.00	\$2,000.00	\$2,000.00	\$0.00	0.00%
TCHG-PARMNTR-SPED-O/EXP	\$2,997.85	\$2,306.85	\$2,500.00	\$2,500.00	\$0.00	0.00%
INSTR TECH-PARMNTR-MAT/SUPPL	\$0.00	\$0.00	\$0.00	\$0.00	\$0.00	0.00%
CONTRACTED SERVICES	\$2,414.80	\$2,050.00	\$3,000.00	\$3,000.00	\$0.00	0.00%
INSTRUCTIONAL EQUIPMENT	\$11,917.92	\$1,019.16	\$0.00	\$0.00	\$0.00	0.00%
INSTR TECH-PARMNTR-CONTR SRVCS	\$0.00	\$0.00	\$1,500.00	\$1,500.00	\$0.00	0.00%
HLTH SERVS-PARMNTR-MAT/SUPPL	\$757.42	\$646.49	\$800.00	\$800.00	\$0.00	0.00%
HLTH SRVS-PARMNTR-CNTR SVC-PHY	\$1,181.82	\$1,181.82	\$1,200.00	\$1,200.00	\$0.00	0.00%
TOTAL SALARIES + EXPENSES	\$3,661,568.28	\$3,583,364.05	\$3,929,455.51	\$4,141,571.00	\$212,115.49	5.40%



FRANKLIN PUBLIC SCHOOLS

GERALD M. PARMENTER ELEMENTARY SCHOOL		
Category	FY24	FY25
	Total Staff	Total Staff
TEACHER - ELEMENTARY	18.63	19.53
TEACHER - KINDERGARTEN	2	3
TEACHER - SPECIAL ED.	5	5
ABA TUTOR	4	4
BCBA	0.3	1.3
ACTIVITY MONITORS	3	3
INSTRUCTIONAL INTERVENTIONIST	4	4
OT	0.6	0.6
LPN/RN	1.1	1.1
VAN LPN	1	1
COUNSELING	1.0	1.0
SCHOOL PSYCHOLOGIST	1	1
TEAM CHAIR	0.6	0.6
SLP	1	1
ESP	7	9
LIBRARY ASSISTANT	0.7	0.7
SECRETARIAL	1.05	1.05
ADMIN	2	2
TOTAL FTE	53.98	58.88



Helen Keller Elementary School

500 Lincoln Street

Franklin, MA 02038

Principal: Keri Busavage

Quick Facts

Grades K-5

Enrollment 568 (As of 1-7-24)

Faculty/Staff 103

Website: <https://www.franklinps.net/helenkeller>



School Motto: "Alone, we can do so little; together, we can do so much."

Helen Keller

Mission Statement:

The mission of the Helen Keller Elementary School, through strong support systems and with the cooperation of parents/guardians and the community, is to educate all students to high levels of performance, measured by local, state, and national standards. We are committed to fostering strong social values and responsibility to self, others, and the global community. The entire Keller staff pledges to support this mission in a safe and nurturing environment.

Helen Keller Core Values: Keller Kids Are: Caring, Inclusive, Unique, Intelligent, and Respectful.

School Highlights:

- Continued to develop a Multi-tiered System of Support. Classroom teachers, special educators, curriculum specialists, instructional interventionists, Title I interventionist, and adjustment counselors provided tiered support in literacy, math, and social-emotional learning.
- Leveraged common professional time (CPT) to develop curriculum and identify and monitor academic and SEL skills being reinforced, developed, and extended during FLEX block cycles.
- Extended the implementation of DIBELS8 to include Grade 3 as a universal screening tool in literacy (K-3).
- Implemented Bridges as a Tier 2 intervention curriculum.
- Math specialists designed common professional learning opportunities for teachers in Grades K-5 to learn about the Math Language Routines as a way to promote students' mathematical language and discourse, and further develop Illustrative Mathematics Tier 1 instruction.
- Implemented HMH Into Reading as our Tier I literacy curriculum with a focus on instructional routines as identified in the district's Literacy Implementation Plan.
- Literacy Specialists supported HMH implementation in classrooms through modeling, consulting, and supporting students' learning.
- Curriculum specialists worked collaboratively to update and expand the Keller Family Learning Website.
- Promoted activities aligned with Keller's core values to grow relationships with students, families, and staff.
- Focused on increasing access and reducing barriers for all students through professional learning opportunities in Universal Design for Learning with a focus on increasing students' engagement.
- Professional learning opportunities for staff were universally designed with a lens on engagement, representation, and action/expression.

School Achievement Profile

For assessment data, visit:

http://profiles.doe.mass.edu/mcas/achievement_level.aspx?linkid=32&orgcode=01010032&orgtypecode=6&



FRANKLIN PUBLIC SCHOOLS

HELEN KELLER ELEMENTARY SCHOOL						
ACCOUNT DESCRIPTION	FY22 ACTUAL EXPENDITURES	FY23 ACTUAL EXPENDITURES	FY24 BUDGET	FY25 PROPOSED BUDGET	FY24 to FY25 \$ INCREASE	FY24 to FY25 % INCREASE
TEACHER - ELEMENTARY	\$2,215,686.73	\$3,060,876.09	\$2,746,389.21	\$2,981,879.08	\$235,489.87	8.57%
TEACHER - KINDERGARTEN	\$370,630.11	\$387,749.77	\$403,350.00	\$439,483.00	\$36,133.00	8.96%
TEACHER - SPECIAL ED.	\$1,032,548.46	\$1,097,646.33	\$1,253,706.00	\$1,349,435.00	\$95,729.00	7.64%
ACTIVITY MONITORS	\$61,126.59	\$75,000.00	\$134,160.00	\$138,184.80	\$4,024.80	3.00%
BCBA	\$0.00	\$0.00	\$0.00	\$20,000.00	\$20,000.00	100.00%
INSTRUCTIONAL INTERVENTIONIST	\$116,847.47	\$60,537.39	\$136,059.00	\$141,501.36	\$5,442.36	4.00%
JOB COACH	\$0.00	\$0.00	\$23,984.44	\$24,703.97	\$719.53	3.00%
OT	\$81,020.31	\$133,699.02	\$103,021.80	\$107,142.90	\$4,121.10	4.00%
LPN/RN	\$118,598.57	\$95,137.01	\$104,387.40	\$110,482.76	\$6,095.36	5.84%
COUNSELING	\$161,979.30	\$171,361.00	\$188,592.00	\$199,120.00	\$10,528.00	5.58%
SCHOOL PSYCHOLOGIST	\$79,139.54	\$87,273.00	\$93,969.00	\$100,427.00	\$6,458.00	6.87%
TEAM CHAIR	\$163,273.66	\$156,248.64	\$162,759.00	\$171,760.50	\$9,001.50	5.53%
SLP	\$200,066.00	\$201,225.00	\$205,930.80	\$214,167.90	\$8,237.10	4.00%
ESP	\$460,000.34	\$464,208.00	\$541,440.00	\$580,976.00	\$39,536.00	7.30%
LIBRARY ASSISTANT	\$41,885.00	\$24,432.00	\$27,790.00	\$28,901.60	\$1,111.60	4.00%
ADMIN ASST	\$50,848.52	\$76,387.76	\$68,997.50	\$71,624.29	\$2,626.79	3.81%
ADMIN	\$222,145.84	\$332,499.96	\$342,475.00	\$372,888.90	\$30,413.90	8.88%
PRNC OFF-KELLER-CONTR SVCS	\$375.93	\$330.00	\$1,800.00	\$1,800.00	\$0.00	0.00%
PRNC OFF-KELLER-OTH EXP-DUES	\$0.00	\$0.00	\$1,800.00	\$1,000.00	-\$800.00	-44.44%
PRNC OFF-KELLER-MAT/SUPPLIES	\$384.00	\$470.00	\$1,000.00	\$1,000.00	\$0.00	0.00%
PRINC TECH-KELLER-CONTR SVCS	\$0.00	\$0.00	\$1,000.00	\$5,000.00	\$4,000.00	400.00%
PRNC TECH-KELLER-MAT/SUPPLIES	\$2,061.40	\$0.00	\$5,000.00	\$0.00	-\$5,000.00	-100.00%
MEETINGS & CONFERENCES	\$0.00	\$0.00	\$0.00	\$1,500.00	\$1,500.00	0.00%
TXT INSTR EQUIP-KELLER-M/S R	\$20,590.93	\$20,402.48	\$1,500.00	\$250.00	-\$1,250.00	-83.33%
TEXT INST.EQUIP-KELLER-M/S-M	\$1,557.43	\$2,322.00	\$0.00	\$0.00	\$0.00	0.00%
TXT/INSTR EQUIP-KELLER-M/S/ S	\$495.00	\$597.92	\$250.00	\$0.00	-\$250.00	-100.00%
TXT INST EQUIP-KELLER-M/S-S	\$0.00	\$0.00	\$0.00	\$1,000.00	\$1,000.00	0.00%
TXTBK/STW/MEDIA-KELLER-SPED	\$1,703.14	\$1,924.29	\$0.00	\$0.00	\$0.00	0.00%
LIBR SVCS-KELLER-MAT/SUPPLIES	\$179.97	\$196.31	\$1,000.00	\$1,000.00	\$0.00	0.00%



FRANKLIN PUBLIC SCHOOLS

HELEN KELLER ELEMENTARY SCHOOL (continued)						
KELLER TCHNG REG DAY M/S GENER	\$34,411.27	\$26,406.58	\$44,870.00	\$44,870.00	\$0.00	0.00%
KELLER TCHNG REG DAY M/S RDG	\$0.00	\$0.00	\$4,000.00	\$4,000.00	\$0.00	0.00%
KELLER TCHNG REG DAY M/S MATH	\$331.55	\$0.00	\$2,500.00	\$2,500.00	\$0.00	0.00%
KELLER TCHNG REG DAY M/S ART	\$968.70	\$1,255.35	\$3,000.00	\$3,000.00	\$0.00	0.00%
KELLER TCHNG REG DAY M/S MUSIC	\$478.61	\$277.09	\$800.00	\$800.00	\$0.00	0.00%
KELLER TCHNG REG DAY M/S PE	\$0.00	\$0.00	\$1,000.00	\$1,000.00	\$0.00	0.00%
KELLER TCHNG REG DAY M/S SPED	\$0.00	\$0.00	\$1,000.00	\$1,000.00	\$0.00	0.00%
CONTRACTED SERVICES	\$4,057.26	\$2,935.00	\$2,000.00	\$2,000.00	\$0.00	0.00%
INSTRUCTIONAL EQUIPMENT	\$6,527.26	\$834.64	\$0.00	\$0.00	\$0.00	0.00%
INSTR TECH-KELLER-CONTR SVCS	\$0.00	\$0.00	\$0.00	\$0.00	\$0.00	0.00%
KELLER-OTHER INST SOFTWARE	\$2,790.00	\$0.00	\$500.00	\$500.00	\$0.00	0.00%
HLTH SVCS-KELLER-MAT/SUPPLIES	\$253.15	\$1,519.18	\$2,000.00	\$2,000.00	\$0.00	0.00%
HLTH SVCS-KELLER-CONT SVCS-P	\$2,363.64	\$2,363.64	\$1,300.00	\$1,300.00	\$0.00	0.00%
OTH STU SRVCS-KELLER-SAL-PROF	\$0.00	\$0.00	\$0.00	\$0.00	\$0.00	0.00%
TOTAL SALARIES + EXPENSES	\$5,455,325.68	\$6,486,115.45	\$6,613,331.15	\$7,128,199.06	\$514,867.91	7.79%



FRANKLIN PUBLIC SCHOOLS

HELEN KELLER ELEMENTARY SCHOOL		
Category	FY24	FY25
	Total Staff	Total Staff
TEACHER - ELEMENTARY	28.36	29.36
TEACHER - KINDERGARTEN	4	5
TEACHER - SPECIAL ED.	13	14
ACTIVITY MONITORS	5	5
BCBA	0	0.2
INSTRUCTIONAL INTERVENTIONIST	5	5
JOB COACH	1	1
OT	0.95	0.95
LPN/RN	1.6	1.6
COUNSELING	2.0	2.0
SCHOOL PSYCHOLOGIST	1	1
TEAM CHAIR	1.75	1.75
SLP	1.95	1.95
ESP	20	21
LIBRARY ASSISTANT	1	1
ADMIN ASST	1.3	1.3
ADMIN	3	2
TOTAL FTE	90.91	94.11



Annie Sullivan Middle School

500 Lincoln Street Franklin, MA 02038

Principal: Elizabeth Morrison

Quick Facts

Grades 6-8

Enrollment: 324 (as of 12/19/2023)

Faculty: 63 Staff

Website: <https://www.franklinps.net/annie-sullivan>



School Motto: *Setting Our Goals Higher and Higher* (as seen on our student-designed logo created in 2005).

School Vision: To foster within middle school students the desire to achieve and to help them make healthy decisions in all areas (academic, social, behavioral, and physical) that will chart their course for a positive and productive future.

School Mission:

PERSONAL GROWTH - ASMS celebrates the unique qualities of early adolescence by nurturing the physical, social, emotional, and intellectual growth of all students. We model perseverance, positive risk-taking, mindfulness, and self-reflection through our daily actions.

ACADEMIC STANDARDS - We encourage independent, creative, and critical thinking in a rigorous program of studies that promotes student excellence. Our team of educators combines passion with innovative practices and 21st-century technology to inspire lifelong learning.

CULTURE - We provide a safe learning environment that fosters tolerance, encourages compassion, and cultivates respect for individual differences. We promote teamwork in a collaborative environment.

COMMUNITY - In partnership with parents and the greater Franklin community, our mission is to educate our students to be resourceful, accountable, responsive, and contributing members of our global society.

School Highlights:

- ❖ Our seventh and eighth-grade Peer Leaders are participating in training sessions through ADL (A World of Difference) as they prepare to teach lessons to 6th-grade classes, focusing on anti-racism, bias, and prejudice.
- ❖ The addition of a NECC (New England Center for Children) classroom at ASMS during the 2022-2023 school year allows for the expansion of the program to the middle level and increased inclusion opportunities for students.
- ❖ Successful implementation of the Advisory Program provided a focus for teachers and students to participate in during the daily morning Advisory period.
- ❖ The Science Department (grades 6 through 8) continues to implement a new phenomenon-based curriculum, Open SciEd. The teachers have participated in the training and ongoing professional development and are following the suggested model of teaching two OpenSciEd units during the first year.
- ❖ During the school day, students are encouraged to join Best Buddies Flex as a way to foster one-on-one relationships between students with and without disabilities.
- ❖ The Franklin Footlighters will be offering another Spring musical in 2024 with students from all three middle schools participating in the program.
- ❖ During the 2023-2024 school year, ASMS represented Project 351 with our 8th grade ambassador, Chloe Bowser.

School Achievement Profile

<http://profiles.doe.mass.edu/accountability/report/school.aspx?linkid=31&orgcode=01010040&orgtypecode=6&>



FRANKLIN PUBLIC SCHOOLS

ANNIE SULLIVAN MIDDLE SCHOOL						
ACCOUNT DESCRIPTION	FY22 ACTUAL EXPENDITURES	FY23 ACTUAL EXPENDITURES	FY24 BUDGET	FY25 PROPOSED BUDGET	FY24 to FY25 \$ INCREASE	FY24 to FY25 % INCREASE
TEACHERS - GEN.ED.	\$2,332,115.25	\$2,512,904.30	\$2,332,834.69	\$2,632,858.26	\$300,023.57	12.86%
TEACHERS - SPECIAL ED.	\$409,985.08	\$568,612.12	\$612,438.00	\$660,461.00	\$48,023.00	7.84%
BCBA	\$14,789.00	\$15,321.60	\$15,960.00	\$17,262.80	\$1,302.80	8.16%
ABA TUTOR	\$61,008.64	\$61,406.25	\$188,861.40	\$204,527.24	\$15,665.84	8.29%
INSTRUCTIONAL INTERVENTIONIST	\$0.00	\$0.00	\$26,257.00	\$37,477.28	\$11,220.28	42.73%
OT	\$21,086.00	\$22,760.72	\$21,688.80	\$22,556.40	\$867.60	4.00%
LPN/RN	\$70,577.39	\$73,323.50	\$104,387.40	\$120,482.76	\$16,095.36	15.42%
COUNSELING	\$79,486.00	\$82,120.30	\$147,942.00	\$161,078.60	\$13,136.60	8.88%
SCHOOL PSYCHOLOGIST	\$94,577.00	\$98,951.00	\$51,454.50	\$53,512.50	\$2,058.00	4.00%
TEAM CHAIR	\$94,263.00	\$98,792.64	\$102,909.00	\$107,025.00	\$4,116.00	4.00%
SLP	\$65,277.00	\$69,818.00	\$91,381.00	\$100,728.00	\$9,347.00	10.23%
ESP	\$178,207.08	\$183,240.00	\$241,488.00	\$273,525.20	\$32,037.20	13.27%
SECRETARIAL	\$48,962.51	\$49,422.96	\$60,189.71	\$70,531.39	\$10,341.68	17.18%
ADMIN	\$206,807.92	\$233,000.00	\$241,870.00	\$269,126.10	\$27,256.10	11.27%
PRNC OFF-SULLIVAN-CONTR.SERVCS	\$703.98	\$480.00	\$563.00	\$700.00	\$137.00	24.33%
PRNC OFF-SULLIVAN-OTH EXP-DUES	\$1,555.00	\$1,100.00	\$900.00	\$900.00	\$0.00	0.00%
PRNC OFF-SULLIVAN-OTH EX-SUBSC	\$1,311.00	\$1,898.10	\$1,500.00	\$1,600.00	\$100.00	6.67%
PRNC OFF-SULLIVAN-MAT/SUPPLIES	\$0.00	\$1,138.10	\$900.00	\$1,400.00	\$500.00	55.56%
PRNC OFF-SULLIVAN-OTH EXPENSES	\$0.00	\$0.00	\$188.00	\$150.00	-\$38.00	-20.21%
PRNC TECH-SULLIVAN-CONTR SRVS	\$0.00	\$1,651.00	\$1,500.00	\$1,500.00	\$0.00	0.00%
PRNC TECH-SULLIVAN-MAT/SUPPL	\$0.00	\$0.00	\$1,125.00	\$2,200.00	\$1,075.00	95.56%
CONTRACTED SERVICES	\$900.00	\$0.00	\$0.00	\$0.00	\$0.00	0.00%
MEETINGS & CONFERENCES	\$150.00	\$0.00	\$375.00	\$375.00	\$0.00	0.00%
TRAVEL - MILEAGE	\$0.00	\$0.00	\$0.00	\$0.00	\$0.00	0.00%
PROJECT MANAGEMENT SERVICES	\$4,986.07	\$0.00	\$1,425.00	\$1,800.00	\$375.00	26.32%
TEXT/INSTR EQUIP-SULL-M/S-GEN	\$846.37	\$11,180.59	\$4,669.00	\$8,000.00	\$3,331.00	71.34%
TEXT/INSTR EQUIP-SULL-INST EQP	\$0.00	\$741.73	\$563.00	\$1,500.00	\$937.00	166.43%
TEXT/INSTR EQUIP-SULL-M/S-MATH	\$0.00	\$0.00	\$5,250.00	\$7,000.00	\$1,750.00	33.33%
TEXT/INSTR EQUIP-SULL-M/S-SCI	\$0.00	\$0.00	\$375.00	\$500.00	\$125.00	33.33%
TEXT/INST EQUIP-SULL-MS-SOC ST	\$0.00	\$42.42	\$375.00	\$500.00	\$125.00	33.33%
TEXT/INST EQUIP-ASMS-M/S ART	\$446.61	\$974.83	\$750.00	\$1,000.00	\$250.00	33.33%
TEXT/INSTR EQUIP-SULL-M/S-HLTH	\$0.00	\$0.00	\$188.00	\$175.00	-\$13.00	-6.91%
TEXT/INST EQUIP-SULL-MS-TCH ED	\$505.13	\$0.00	\$375.00	\$500.00	\$125.00	33.33%
LIBR SVCS-SULLIVAN-MAT/SUPPL	\$438.92	\$0.00	\$375.00	\$500.00	\$125.00	33.33%
OTHER DEPARTMENTAL SUPPLIES	\$12,989.65	\$12,191.92	\$4,291.00	\$8,000.00	\$3,709.00	86.44%
TCHG-REG DAY-SULL-M/S-E/LANG	\$2,852.64	\$144.30	\$375.00	\$500.00	\$125.00	33.33%
TCHG-REG DAY-SULL-MS-READG	\$4,447.74	\$422.73	\$375.00	\$500.00	\$125.00	33.33%



FRANKLIN PUBLIC SCHOOLS

ANNIE SULLIVAN MIDDLE SCHOOL (continued)						
TCHG-REG DAY-SULL-MS-MUSIC	\$3,069.66	\$1,577.25	\$3,750.00	\$5,000.00	\$1,250.00	33.33%
TCHG-REG DAY-SULL-M/S-SCI	\$149.26	\$54.30	\$1,500.00	\$3,000.00	\$1,500.00	100.00%
TCHG-REG DAY-SULL-MS-SOC ST	\$1,428.00	\$0.00	\$375.00	\$375.00	\$0.00	0.00%
TCHG-REG DAY-SULL-M/S-W/LANG	\$652.32	\$876.37	\$750.00	\$1,000.00	\$250.00	33.33%
TCHG-REG DAY-SULL-M/S-GENERAL	\$1,527.07	\$768.88	\$1,875.00	\$2,500.00	\$625.00	33.33%
TCHG-REG DAY SULL-M/-MATH	\$4,606.57	\$7,825.77	\$1,125.00	\$2,000.00	\$875.00	77.78%
TCHG-REG DAY-SULL-MS-PH ED	\$2,301.85	\$1,939.49	\$1,125.00	\$1,000.00	-\$125.00	-11.11%
TCHG-REG DAY-SULL-M/S-TCH ED	\$699.06	\$410.94	\$563.00	\$1,000.00	\$437.00	77.62%
TCHG-REG DAY-SULL-M/S-HEALTH	\$81.96	\$183.06	\$188.00	\$200.00	\$12.00	6.38%
TCHG-SPED-SULL-MAT/SUPP	\$5,128.74	\$7,075.60	\$3,000.00	\$8,000.00	\$5,000.00	166.67%
TRANSPORTATION - FIELD TRIPS	\$1,866.67	\$390.72	\$450.00	\$3,300.00	\$2,850.00	633.33%
INSTR TECH-SULL-MAT/SUPPLIES	\$0.00	\$0.00	\$0.00	\$0.00	\$0.00	0.00%
CONTRACTED SERVICES	\$2,079.15	\$1,424.64	\$900.00	\$1,000.00	\$100.00	11.11%
INSTRUCTIONAL EQUIPMENT	\$12,940.56	\$0.00	\$1,500.00	\$1,500.00	\$0.00	0.00%
INSTR TECH-SULLIVAN-CONT SRVCS	\$1,599.00	\$350.00	\$375.00	\$375.00	\$0.00	0.00%
GUID SERVS-SULLIVAN-MAT/SUPPL	\$384.82	\$367.20	\$375.00	\$500.00	\$125.00	33.33%
HLTH SERVS-SULLIVAN-MAT/SUPPL	\$1,441.03	\$1,239.75	\$938.00	\$1,500.00	\$562.00	59.91%
HLTH SRVS-SULLIVAN-CNTR SVS-PH	\$1,181.82	\$1,350.06	\$1,182.00	\$1,182.00	\$0.00	0.00%
OTH STU SVCS-SULLIVAN-SAL-PROF	\$0.00	\$0.00	\$375.00	\$0.00	-\$375.00	-100.00%
TOTAL SALARIES + EXPENSES	\$3,750,412.52	\$4,127,473.14	\$4,286,444.50	\$4,803,884.53	\$517,440.03	12.07%



FRANKLIN PUBLIC SCHOOLS

ANNIE SULLIVAN MIDDLE SCHOOL		
Category	FY24	FY25
	Total Staff	Total Staff
TEACHERS - GEN.ED.	24.76	24.76
TEACHERS - SPECIAL ED.	7	7
BCBA	0.2	0.2
ABA TUTOR	4	4
INSTRUCTIONAL INTERVENTIONIST	1	1
OT	0.2	0.2
LPN/RN	1.6	1.6
COUNSELING	2.2	2.2
SCHOOL PSYCHOLOGIST	0.5	0.5
TEAM CHAIR	1	1
SLP	1	1
ESP	9	9
SECRETARIAL	1.15	1.15
ADMIN	2	2
TOTAL FTE	55.61	55.61



Remington Middle School

628 Washington Street

Franklin, MA 02038

Principal: Craig Williams


Quick Facts

Grades: 6-8

Enrollment: 356

Faculty/Staff: 63

Website: <https://www.franklinps.net/remington-middle-school>



School Motto:

"Intelligence plus character - that is the goal of true education." - Dr. Martin Luther King

Mission Statement:

We strive to teach our subject matter with passion and our students with compassion.

School Mission:

The Remington Middle School Community is dedicated to understanding and guiding students during this unique developmental stage and facilitating their transition to high school. We are committed to fostering our students' intellectual, physical, emotional, and social needs. Our programs promote academic excellence, equity, responsibility, and skills development that will encourage students to be independent learners and critical thinkers.

Core Values

We live the **REMDAWG** Way! **R**espect, **E**mpathy, **M**indfulness, **D**etermination, **A**ceptance, **W**orthiness, and **G**ratitude

School Highlights

- Our seventh and eighth-grade Peer Leaders are participating in training sessions through ADL (A World of Difference) as they prepare to teach lessons to 6th-grade classes, focusing on anti-racism, bias, and prejudice.
- Our Unified Basketball team is in its third year of existence. It provides an opportunity for students with and without intellectual disabilities to come together and participate on one team. It's a great opportunity to foster friendships, build self-esteem, and work on social skills in a fun, inclusive manner!
- Our Student Advisory Board meets regularly with administration to share and gather feedback on school wide initiatives and whole school events in order to foster inclusivity and a sense of belonging
- The Science Department (grades 6 through 8)continues to implement a new phenomenon-based curriculum, Open SciEd. The teachers have participated in the training and ongoing professional development and are following the suggested model of teaching two OpenSciEd units during the first year.
- The Franklin Footlighters will be offering another Spring musical in 2024 with students from all three middle schools participating in the program.
- The Remington staff focuses on the social and emotional learning of our students (SEL) by embedding SEL opportunities into their everyday lessons as well as through an Advisory program. This focus supports the growth and development of our students in preparing them for high school and beyond.

School Achievement Profile:

<http://profiles.doe.mass.edu/accountability/report/school.aspx?linkid=31&orgcode=01010310&orgtypecode=6&>



FRANKLIN PUBLIC SCHOOLS

LEONARD REMINGTON MIDDLE SCHOOL						
ACCOUNT DESCRIPTION	FY22 ACTUAL EXPENDITURES	FY23 ACTUAL EXPENDITURES	FY24 BUDGET	FY25 PROPOSED BUDGET	FY24 to FY25 \$ INCREASE	FY24 to FY25 % INCREASE
TEACHERS - GEN.ED.	\$2,549,766.88	\$2,574,822.04	\$2,981,032.13	\$3,195,680.66	\$214,648.53	7.20%
TEACHERS - SPECIAL ED.	\$703,591.33	\$907,503.03	\$1,134,741.00	\$1,216,275.00	\$81,534.00	7.19%
BCBA	\$43,039.52	\$45,419.04	\$47,311.50	\$59,204.00	\$11,892.50	25.14%
OT	\$11,955.00	\$12,056.80	\$13,286.40	\$14,476.00	\$1,189.60	8.95%
LPN/RN	\$49,477.00	\$54,278.18	\$50,845.90	\$54,799.30	\$3,953.40	7.78%
COUNSELING	\$86,577.00	\$94,292.08	\$128,470.00	\$140,906.00	\$12,436.00	9.68%
SCHOOL PSYCHOLOGIST	\$79,486.00	\$84,210.88	\$90,764.00	\$97,728.00	\$6,964.00	7.67%
TEAM CHAIR	\$89,496.00	\$95,759.04	\$99,749.00	\$107,025.00	\$7,276.00	7.29%
SLP	\$118,589.00	\$125,118.22	\$109,946.60	\$115,006.40	\$5,059.80	4.60%
ESP	\$81,210.76	\$138,185.73	\$268,920.00	\$275,643.00	\$6,723.00	2.50%
LIBRARY ASSISTANT	\$0.00	\$5,016.21	\$5,558.00	\$5,780.32	\$222.32	4.00%
SECRETARIAL	\$47,596.00	\$49,422.96	\$53,598.96	\$55,742.92	\$2,143.96	4.00%
ADMIN	\$265,583.60	\$237,000.14	\$244,110.00	\$251,433.30	\$7,323.30	3.00%
PRNC OFF-REMNGTN-CONTR SERVCS	\$527.05	\$694.75	\$600.00	\$700.00	\$100.00	16.67%
PRNC OFF-REMNGTN-OTH EXP-DUES	\$284.00	\$0.00	\$375.00	\$300.00	-\$75.00	-20.00%
PRNC OFF-REMNGTN-OTH EXP-SUBSC	\$600.00	\$89.00	\$563.00	\$800.00	\$237.00	42.10%
PRNC OFF-REMNGTN-MAT/SUPPLIES	\$547.22	\$77.55	\$375.00	\$375.00	\$0.00	0.00%
PRNC OFF-REMNGTN-OTHER EXP	\$512.22	\$70.65	\$1,125.00	\$1,125.00	\$0.00	0.00%
PRNC TECH-REMNGTN-CONTR SERVCS.	\$0.00	\$594.15	\$375.00	\$600.00	\$225.00	60.00%
PRNC TECH-REMNGTN-MAT/SUPPLIES	\$537.58	\$0.00	\$375.00	\$400.00	\$25.00	6.67%
MEETINGS & CONFERENCES	\$0.00	\$0.00	\$0.00	\$0.00	\$0.00	0.00%
TRAVEL - MILEAGE	\$0.00	\$0.00	\$0.00	\$0.00	\$0.00	0.00%
PROJECT MANAGEMENT SERVICES	\$4,792.00	\$0.00	\$1,800.00	\$4,000.00	\$2,200.00	122.22%
TEXT/INST EQUIP-RMNGTN-INST EQ	\$39.96	\$0.00	\$0.00	\$0.00	\$0.00	0.00%
TEXT/INSTR EQUIP-RMNGTN-MS-ENG	\$1,441.96	\$236.80	\$1,125.00	\$1,500.00	\$375.00	33.33%
TEXT/INST EQUIP-RMNGTN-MS-READ	\$319.12	\$961.80	\$638.00	\$2,000.00	\$1,362.00	213.48%
TEXT/INST EQUIP-RMNGTN-MS-MATH	\$7,703.10	\$2,353.75	\$5,850.00	\$12,000.00	\$6,150.00	105.13%
TEXT/INSTR EQUIP-RMNGTN-MS-SCI	\$872.70	\$98.60	\$750.00	\$750.00	\$0.00	0.00%
TEXT/INST EQUIP-RMNGTN-MS-S ST	\$44.26	\$58.50	\$375.00	\$1,000.00	\$625.00	166.67%
TEXT/INST EQUIP-RMNGTN-MS-WLNG	\$0.00	\$0.00	\$375.00	\$0.00	-\$375.00	-100.00%



FRANKLIN PUBLIC SCHOOLS

LEONARD REMINGTON MIDDLE SCHOOL (continued)						
LIBR SVCS-REMNGTN-OTH EX-SUBSC	\$0.00	\$0.00	\$300.00	\$0.00	-\$300.00	-100.00%
LIBR SVCS-REMNGTN-MAT/SUPPL	\$1,163.56	\$1,289.24	\$750.00	\$1,300.00	\$550.00	73.33%
TCHG-REG DAY-RMNGTN-M/S-GEN	\$9,664.08	\$7,868.36	\$17,093.00	\$12,000.00	-\$5,093.00	-29.80%
TCHG-REG DAY-RMNGTN-M/S-READG	\$0.00	\$0.00	\$0.00	\$0.00	\$0.00	0.00%
TCHG-REG DAY-RMNGTN-M/S-MATH	\$0.00	\$0.00	\$0.00	\$0.00	\$0.00	0.00%
TCHG-REG DAY-RMNGTN-MS-SCIENC	\$944.75	\$712.45	\$750.00	\$1,000.00	\$250.00	33.33%
TCHG-REG DAY-RMNGTN-MS-SOC ST	\$0.00	\$0.00	\$375.00	\$250.00	-\$125.00	-33.33%
TCHG-REG DAY-RMNGTN-MS-W/LANG	\$0.00	\$0.00	\$450.00	\$250.00	-\$200.00	-44.44%
TCHG-REG DAY-RMNGTN-M/S-ART	\$2,956.09	\$2,141.15	\$2,850.00	\$2,850.00	\$0.00	0.00%
TCHG-REG DAY-RMNGTN-M/S-MUSIC	\$2,676.94	\$1,359.39	\$1,500.00	\$3,000.00	\$1,500.00	100.00%
TCHG-REG DAY-RMNGTN-MS-HEALTH	\$1,622.07	\$0.00	\$525.00	\$0.00	-\$525.00	-100.00%
TCHG-REG DAY-RMNGTN-M/S-PH ED	\$949.63	\$1,615.94	\$825.00	\$2,000.00	\$1,175.00	142.42%
TCHG-REG DAY-RMNGTN-MS-TCHG ED	\$0.00	\$203.12	\$750.00	\$1,500.00	\$750.00	100.00%
TCHG-SPED-REMNGTN-MAT/SUPP	\$381.51	\$376.19	\$405.00	\$0.00	-\$405.00	-100.00%
TRANSPORTATION - FIELD TRIPS	\$266.67	\$200.00	\$188.00	\$1,500.00	\$1,312.00	697.87%
INSTR TECH-REMINTN-MAT/SUPPL	\$0.00	\$0.00	\$0.00	\$0.00	\$0.00	0.00%
OTHR INST HRDW-REM-CONT SVC	\$0.00	\$0.00	\$750.00	\$0.00	-\$750.00	-100.00%
CONTRACTED SERVICES	\$2,329.04	\$1,004.50	\$1,125.00	\$4,000.00	\$2,875.00	255.56%
INSTRUCTIONAL EQUIPMENT	\$13,054.15	\$1,358.26	\$4,500.00	\$1,800.00	-\$2,700.00	-60.00%
INSTR TECH-REMNGTN-CONTR SRVCS	\$1,739.00	\$400.00	\$3,750.00	\$3,750.00	\$0.00	0.00%
GUID SRVS-REMNGTN-MAT/SUPPLIES	\$0.00	\$0.00	\$375.00	\$375.00	\$0.00	0.00%
PSYCH SRVCS-REMNGTN-CONTR SVCS	\$124.99	\$0.00	\$150.00	\$150.00	\$0.00	0.00%
PSYCH SRVCS-REMNGTN-MAT/SUPPL	\$0.00	\$0.00	\$375.00	\$0.00	-\$375.00	-100.00%
HLTH SRVS-REMNGTN-MAT/SUPPLIES	\$434.41	\$593.00	\$750.00	\$1,000.00	\$250.00	33.33%
HLTH SRVS-REMNGTN-CNTR SVS-PHY	\$1,181.82	\$1,199.63	\$1,305.00	\$1,500.00	\$195.00	14.94%
OTH STU SRVCS-REMNGTN-SAL-PROF	\$2,100.00	\$0.00	\$1,409.00	\$2,100.00	\$691.00	49.04%
TOTAL SALARIES + EXPENSES	\$4,186,177.97	\$4,448,641.13	\$5,284,284.49	\$5,655,574.90	\$371,290.41	7.03%



FRANKLIN PUBLIC SCHOOLS

LEONARD REMINGTON MIDDLE SCHOOL		
Category	FY24	FY25
	Total Staff	Total Staff
TEACHERS - GEN.ED.	31.17	34.17
TEACHERS - SPECIAL ED.	12	13
BCBA	0.5	1.5
OT	0.2	0.2
LPN/RN	0.6	0.6
COUNSELING	1.5	1.5
SCHOOL PSYCHOLOGIST	1	1
TEAM CHAIR	1	1
SLP	1.2	1.2
ESP	10	11
LIBRARY ASSISTANT	0.2	0.2
SECRETARIAL	1	1
ADMIN	2	2
TOTAL FTE	62.37	68.37



Horace Mann Middle School

224 Oak Street

Franklin, MA 02038

Principal: Rebecca Motte

Quick Facts

Grades: 6-8

Enrollment: 390 (as of 1/21/24)

Faculty/Staff: 60.2 Staff

Website: <https://www.franklinps.net/horacemann>

HMMS Core Values:

- ❖ Achievement
- ❖ Respect
- ❖ Growth
- ❖ Community

HMMS School Logo:



HMMS Six Pillars of Character:

Trustworthiness – Respect – Responsibility – Fairness – Caring – Citizenship

School Highlights:

- The Science Department (grades 6 through 8)continues to implement a new phenomenon-based curriculum, Open SciEd. The teachers have participated in the training and ongoing professional development and are following the suggested model of teaching two OpenSciEd units during the first year.
- A World of Difference™ Peer Leader program is in its seventh year, with a new group of 7th and 8th graders serving as positive leaders in our school community. The group receives training from ADL Trainers and their goal is to facilitate discussions with 6th graders on topics such as bias, identity, bullying, and positive school culture.
- The Franklin Footlighters will be offering another Spring musical in 2024 with students from all three middle schools participating in the program.
- During the school day, HMMS has offered leadership opportunities to students (in lieu of after school club offerings). Students volunteered this year to be: Hallway Artists, Spirit Week Planners, Food Drive Organizers, and Oak Street Buddies.
- The HMMS Community, in collaboration with ASMS and RMS, is participating in its annual Visiting Author experience with Jordan Sonnenblick. Events included a schoolwide assembly, small group workshops, a book fair at Escape into Fiction, and an evening visit with the author.
- HMMS teachers and staff participate in daily Advisory time as well as school-wide events, such as Spirit Weeks, Staff vs. Student Floor Hockey and our annual Elimination Tournament to focus on building the school community and meeting students' SEL needs.
- HMMS Symphony Band, District Chorus, and District Orchestra groups perform in a variety of concerts during the school year and participate in the MICCA Showcase. The HMMS art department highlights student pieces in district art shows and school-wide events such as the HMMS Winter Concerts.

School Achievement Profile

For assessment data, visit: <https://tinyurl.com/ybxj6dcu>



FRANKLIN PUBLIC SCHOOLS

HORACE MANN MIDDLE SCHOOL						
ACCOUNT DESCRIPTION	FY22 ACTUAL EXPENDITURES	FY23 ACTUAL EXPENDITURES	FY24 BUDGET	FY25 PROPOSED BUDGET	FY24 to FY25 \$ INCREASE	FY24 to FY25 % INCREASE
TEACHERS - GEN.ED.	\$2,813,822.92	\$2,589,197.17	\$2,848,857.61	\$3,136,995.08	\$288,137.47	10.11%
TEACHERS - SPECIAL ED.	\$568,612.12	\$557,652.36	\$556,238.00	\$629,587.00	\$73,349.00	13.19%
BCBA	\$26,389.96	\$27,251.42	\$28,386.90	\$29,522.40	\$1,135.50	4.00%
ACTIVITY MONITORS	\$21,089.00	\$22,500.00	\$0.00	\$0.00	\$0.00	0.00%
OT	\$15,989.00	\$16,499.60	\$22,581.80	\$23,485.10	\$903.30	4.00%
LPN/RN	\$49,477.00	\$46,431.85	\$56,692.90	\$60,526.56	\$3,833.66	6.76%
COUNSELING	\$86,577.00	\$235,193.20	\$282,900.00	\$302,258.60	\$19,358.60	6.84%
SCHOOL PSYCHOLOGIST	\$79,486.00	\$98,951.00	\$51,454.50	\$53,512.50	\$2,058.00	4.00%
SLP	\$94,263.00	\$104,274.00	\$108,444.00	\$112,782.00	\$4,338.00	4.00%
TEAM CHAIR	\$89,496.00	\$90,838.08	\$94,623.00	\$98,408.00	\$3,785.00	4.00%
ESP	\$164,426.00	\$239,414.00	\$269,520.00	\$276,258.00	\$6,738.00	2.50%
SECRETARIAL	\$48,962.51	\$49,422.96	\$53,598.96	\$55,742.92	\$2,143.96	4.00%
ADMIN	\$220,114.49	\$218,153.77	\$249,260.00	\$256,737.80	\$7,477.80	3.00%
PRNC OFF-HMMS-CONTRACTED SVCS	\$270.00	\$270.00	\$750.00	\$1,000.00	\$250.00	33.33%
PRNC OFF-HMMS-OTHER EXP-DUES	\$1,673.00	\$1,756.00	\$1,313.00	\$1,700.00	\$387.00	29.47%
PRNC OFF-HMMS-MAT/SUPPLIES	\$2,534.73	\$844.90	\$563.00	\$1,000.00	\$437.00	77.62%
PRNC OFF-HMMS-OTHER EXPENSES	\$474.21	\$460.95	\$375.00	\$1,000.00	\$625.00	166.67%
MEETINGS & CONFERENCES	\$0.00	\$0.00	\$1,500.00	\$1,500.00	\$0.00	0.00%
TRAVEL - MILEAGE	\$0.00	\$0.00	\$0.00	\$0.00	\$0.00	0.00%
PROJECT MANAGEMENT SERVICES	\$4,792.00	\$0.00	\$1,500.00	\$4,000.00	\$2,500.00	166.67%
TEXT/INST EQUIP-HMMS-M/S GENRL	\$0.00	\$0.00	\$0.00	\$0.00	\$0.00	0.00%
TEXT/INST EQUIP-HMMS-MS ENGLISH	\$2,123.60	\$0.00	\$1,500.00	\$2,000.00	\$500.00	33.33%
TEXT/INST EQUIP-HMMS-M/S-READ	\$4,459.65	\$3,309.79	\$2,250.00	\$2,000.00	-\$250.00	-11.11%
TEXT/INST EQUIP-HMMS-M/S-MATH	\$7,863.35	\$4,859.75	\$6,000.00	\$14,000.00	\$8,000.00	133.33%
TEXT/INST EQUIP-HMMS-MS-SCIENC	\$1,076.78	\$1,939.66	\$3,750.00	\$1,000.00	-\$2,750.00	-73.33%
TEXT/INST EQUIP-HMMS-MS-SOC ST	\$1,669.95	\$39.49	\$1,500.00	\$1,000.00	-\$500.00	-33.33%
TEXT/INST EQUIP-HMMS-MS-W/LANG	\$0.00	\$0.00	\$375.00	\$500.00	\$125.00	33.33%
TEXT/INST EQUIP-HMMS-M/S-MUSIC	\$1,769.22	\$2,161.92	\$2,250.00	\$2,500.00	\$250.00	11.11%
TCHG REG DAY-HMMS-MAT/SUP-GEN	\$15,522.29	\$13,629.81	\$6,589.00	\$10,000.00	\$3,411.00	51.77%
TCHG REG DAY-HMMS-M/S- E/LANG	\$293.48	\$650.62	\$375.00	\$750.00	\$375.00	100.00%
TCHG REG DAY-HMMS-M/S-READING	\$240.76	\$207.11	\$375.00	\$3,500.00	\$3,125.00	833.33%



FRANKLIN PUBLIC SCHOOLS

HORACE MANN MIDDLE SCHOOL (continued)						
TCHG REG DAY-HMMS-M/S-MATH	\$896.95	\$639.86	\$375.00	\$750.00	\$375.00	100.00%
TCHG REG DAY-HMMS-M/S-SCIENCE	\$636.68	\$709.69	\$1,125.00	\$4,000.00	\$2,875.00	255.56%
TCHG REG DAY-HMMS-M/S-SOC ST	\$134.77	\$0.00	\$750.00	\$750.00	\$0.00	0.00%
TCHG REG DAY-HMMS-M/S-W/LANG	\$227.95	\$0.00	\$375.00	\$750.00	\$375.00	100.00%
TCHG REG DAY-HMMS-M/S-ART	\$2,543.94	\$17.98	\$1,500.00	\$2,750.00	\$1,250.00	83.33%
TCHG REG DAY-HMMS-M/S MUSIC	\$2,098.42	\$0.00	\$1,500.00	\$3,000.00	\$1,500.00	100.00%
TCHG REG DAY-HMMS-M/S PHY ED	\$2,739.07	\$699.64	\$1,125.00	\$2,000.00	\$875.00	77.78%
TCHG SPED-HMMS-MATERIAL SUPPL	\$1,536.48	\$1,006.28	\$1,500.00	\$1,500.00	\$0.00	0.00%
TRANSPORTATION - FIELD TRIPS	\$916.66	\$1,500.00	\$1,125.00	\$4,000.00	\$2,875.00	255.56%
INST TECH-HMMS-MATERIAL SUPPL	\$0.00	\$0.00	\$0.00	\$0.00	\$0.00	0.00%
CONTRACTED SERVICES	\$507.05	\$216.40	\$2,250.00	\$6,200.00	\$3,950.00	175.56%
INSTRUCTIONAL EQUIPMENT	\$17,327.04	\$0.00	\$5,625.00	\$1,300.00	-\$4,325.00	-76.89%
INSTR TECH-HMMS-CONTRACT SVCS	\$760.00	\$0.00	\$375.00	\$4,000.00	\$3,625.00	966.67%
GUID SVCS-HMMS-MATERIAL SUPPL	\$0.00	\$0.00	\$750.00	\$750.00	\$0.00	0.00%
HLTH SVCS-MATERIAL/SUPPLIES	\$239.30	\$992.86	\$750.00	\$1,000.00	\$250.00	33.33%
HLTH SVCS-HMMS-CONT SVCS-PHYS	\$1,520.40	\$1,181.82	\$1,500.00	\$1,181.20	-\$318.80	-21.25%
OTHER STUDENT SVS-HMMS-SAL PRF	\$2,100.00	\$0.00	\$348.00	\$0.00	-\$348.00	-100.00%
TOTAL SALARIES + EXPENSES	\$4,357,652.73	\$4,332,873.94	\$4,674,495.67	\$5,117,197.16	\$442,701.49	9.47%



FRANKLIN PUBLIC SCHOOLS

HORACE MANN MIDDLE SCHOOL		
Category	FY24	FY25
	Total Staff	Total Staff
TEACHERS - GEN.ED.	30.17	31.17
TEACHERS - SPECIAL ED.	7	7
BCBA	0.3	0.3
ACTIVITY MONITORS	0	0
OT	0.25	0.25
LPN/RN	1.1	1.1
COUNSELING	3.2	3.2
SCHOOL PSYCHOLOGIST	0.5	0.5
SLP	1	1
TEAM CHAIR	1	1
ESP	10	10
SECRETARIAL	1	1
ADMIN	2	2
TOTAL FTE	57.52	58.52



Franklin High School

218 Oak Street

Franklin, MA 02038

Principal: Joshua Hanna

Quick Facts

Grades	9-12	Enrollment	1,569
Faculty/Staff	182	Graduation Rate	99%

Website: <https://www.franklinps.net/fhs>

Home of the Panthers

Core Values

We are P assionate	about learning
A ctive	in the school and community
N urturing	of others and ourselves
T houghtful and respectful	in our actions and ideas
H igh performing	so we can achieve our dreams
E ngaged	in our education
R esponsible	for our learning and decisions
S upportive	of one another



School Highlights

Academic Vision - In order for Franklin High School students to become responsible and passionate learners, we expect them to be able to

- Communicate effectively through listening, speaking, writing and a variety of media and techniques; and creating and performing.
- Read critically with understanding.
- Analyze and solve problems effectively by working collaboratively, identifying, clarifying, and describing issues/problems, locating, organizing, and processing information from various sources; utilizing thinking skills and reasoning strategies and creating, testing, and justifying solutions and conclusions
- Make interdisciplinary connections through observing and understanding connections within and between disciplines and articulating and demonstrating these connections.
- Demonstrate knowledge and skills to promote the health, safety, and well-being of oneself and others.

The Franklin Public Schools' Portrait of a Graduate represents the community's consensus of five essential skills each student practices and develops, individually and collaboratively through teamwork throughout all grades in Franklin Public Schools. Understanding that the development of these skills is a lifelong process, FPS looks to provide a foundation for graduates' future learning, growth, fulfillment, and success.

- Confident and Self-Award Individual
- Empathetic and Productive Citizen
- Curious and Creative Thinker
- Effective Communicator and Collaborator
- Reflective and Innovative Problem - Solver

School Achievement Profile For assessment data, visit:

<https://profiles.doe.mass.edu/general/general.aspx?topNavID=1&leftNavId=100&orgcode=01010505&orgtype=code=6>



FRANKLIN PUBLIC SCHOOLS

FRANKLIN HIGH SCHOOL						
ACCOUNT DESCRIPTION	FY22 ACTUAL EXPENDITURES	FY23 ACTUAL EXPENDITURES	FY24 BUDGET	FY25 PROPOSED BUDGET	FY24 to FY25 \$ INCREASE	FY24 to FY25 % INCREASE
TEACHERS - GEN.ED.	\$8,112,078.90	\$9,127,370.98	\$8,775,314.40	\$9,557,017.40	\$781,703.00	8.91%
TEACHERS - SPECIAL ED.	\$1,889,237.49	\$1,998,119.52	\$2,113,152.00	\$2,326,612.50	\$213,460.50	10.10%
BCBA	\$26,755.00	\$27,251.42	\$28,386.90	\$29,522.40	\$1,135.50	4.00%
CAMPUS LIAISON	\$65,066.00	\$69,305.00	\$80,727.00	\$83,151.81	\$2,424.81	3.00%
INSTRUCTIONAL INTERVENTIONIST	\$0.00	\$0.00	\$26,257.00	\$27,307.28	\$1,050.28	4.00%
OT	\$19,596.00	\$18,012.17	\$28,004.00	\$29,124.20	\$1,120.20	4.00%
DOG HANDLER	\$39,077.00	\$40,716.00	\$42,412.50	\$43,684.88	\$1,272.38	3.00%
LPN/RN	\$187,546.00	\$190,206.58	\$191,502.70	\$209,486.19	\$17,983.49	9.39%
COUNSELING	\$1,109,884.00	\$1,173,901.94	\$1,319,376.00	\$1,393,269.80	\$73,893.80	5.60%
SCHOOL PSYCHOLOGIST	\$139,000.00	\$147,661.78	\$151,822.00	\$157,894.80	\$6,072.80	4.00%
TEAM CHAIR	\$129,000.00	\$136,946.40	\$142,652.50	\$151,364.00	\$8,711.50	6.11%
SLP	\$109,263.00	\$123,284.82	\$102,942.60	\$110,315.80	\$7,373.20	7.16%
ESP	\$337,866.74	\$352,328.35	\$458,544.00	\$570,007.60	\$111,463.60	24.31%
LIBRARY ASSISTANT	\$22,499.00	\$23,831.38	\$25,409.00	\$26,425.36	\$1,016.36	4.00%
SECRETARIAL	\$310,989.00	\$342,064.98	\$466,678.60	\$528,458.28	\$61,779.68	13.24%
ADMIN	\$675,090.80	\$628,804.44	\$648,252.00	\$667,699.56	\$19,447.56	3.00%
PRNC OFF-HS-CONTR SERVCS	\$5,286.11	\$13,719.60	\$8,800.00	\$8,800.00	\$0.00	0.00%
PRNC OFF-HS-OTHER EXPENSES	\$0.00	\$300.00	\$0.00	\$0.00	\$0.00	0.00%
PRNC OFF-HS-OTH EXP-DUES	\$7,584.00	\$7,764.00	\$6,400.00	\$6,400.00	\$0.00	0.00%
PRNC OFF-HS-MAT/SUPPLIES	\$25,096.71	\$22,169.64	\$17,600.00	\$17,600.00	\$0.00	0.00%
PRNC OFFIC DAY-HS-OTH EXP-ACCR	\$764.50	\$700.00	\$560.00	\$0.00	-\$560.00	-100.00%
PRNC OFF-HS-OTH EXP-TRAVEL	\$0.00	\$0.00	\$0.00	\$0.00	\$0.00	0.00%
PRNC TECH-HS-CONTR SERVCS	\$0.00	\$800.31	\$800.00	\$0.00	-\$800.00	-100.00%
PRNC TECH-HS-MAT/SUPPLIES	\$228.34	\$9,914.62	\$4,800.00	\$4,800.00	\$0.00	0.00%
CONTRACTED SERVICES	\$6,165.00	\$50,147.50	\$8,000.00	\$8,000.00	\$0.00	0.00%
MEETINGS & CONFERENCES	\$2,790.24	\$6,605.00	\$4,000.00	\$0.00	-\$4,000.00	-100.00%
TRAVEL - MILEAGE	\$332.17	\$224.56	\$400.00	\$0.00	-\$400.00	-100.00%
PROJECT MANAGEMENT SERVICES	\$7,750.00	\$0.00	\$4,400.00	\$0.00	-\$4,400.00	-100.00%
TEXT/INSTR EQUIP-HS-INST EQUIP	\$1,000.00	\$0.00	\$0.00	\$0.00	\$0.00	0.00%
TEXT/INSTR EQUIP-HS-MS-E/LANG	\$7,993.18	\$7,996.84	\$6,400.00	\$6,400.00	\$0.00	0.00%
TEXT/INSTR EQUIP-HS-M/S-MATH	\$785.00	\$2,381.12	\$0.00	\$3,000.00	\$3,000.00	100.00%
TEXT/INSTR EQUIP-HS-MS-SCIENCE	\$0.00	\$19,059.81	\$0.00	\$15,000.00	\$15,000.00	100.00%
TEXT/INSTR EQUIP-HS-M/S-SOC ST	\$6,743.01	\$0.00	\$0.00	\$0.00	\$0.00	0.00%
TEXT/INSTR EQUIP-HS-MS-W LANG	\$0.00	\$337.87	\$0.00	\$13,000.00	\$13,000.00	100.00%
TEXT/INSTR EQUIP-HS-M/S-ART	\$0.00	\$125.00	\$0.00	\$0.00	\$0.00	0.00%
TEXT/INSTR EQUIP-HS-M/S-MUSIC	\$0.00	\$0.00	\$0.00	\$0.00	\$0.00	0.00%
TEXT/INSTR EQUIP-HS-M/S-PHY ED	\$177.10	\$335.57	\$0.00	\$3,000.00	\$3,000.00	100.00%
TEXT/INSTR EQUIP-HS-MS-FM CONS	\$776.83	\$1,585.79	\$0.00	\$0.00	\$0.00	0.00%
TEXT/INSTR EQUIP-HS-MS-BUSINSS	\$0.00	\$0.00	\$0.00	\$0.00	\$0.00	0.00%



FRANKLIN PUBLIC SCHOOLS

FRANKLIN HIGH SCHOOL (continued)						
LIBR SVCS-HS-MAT/SUPPLIES	\$14,974.37	\$21,848.69	\$10,304.00	\$5,000.00	-\$5,304.00	-51.48%
TCHG REG DAY-HS-SPED-M/SUP	\$0.00	\$0.00	\$0.00	\$0.00	\$0.00	0.00%
TCHG-REG DAY-HS-MS-GENERAL	\$20,000.62	\$27,134.16	\$0.00	\$20,000.00	\$20,000.00	100.00%
TCHG-REG DAY-HS-MS-E/LANG	\$2,786.23	\$3,904.99	\$3,200.00	\$3,200.00	\$0.00	0.00%
TCHG-REG DAY-HS-M/S-MATH	\$1,955.38	\$3,682.84	\$3,200.00	\$3,200.00	\$0.00	0.00%
TCHG-REG DAY-HS-MS-SCIENCE	\$52,822.68	\$28,405.64	\$30,000.00	\$30,000.00	\$0.00	0.00%
TCHG-REG DAY-HS-M/S-SOC ST	\$1,591.50	\$2,676.07	\$2,400.00	\$2,400.00	\$0.00	0.00%
TCHG-REG DAY-HS-M/S-W LANG	\$3,010.64	\$2,587.59	\$3,200.00	\$3,200.00	\$0.00	0.00%
TCHG-REG DAY-HS-M/S-ART	\$17,359.97	\$22,877.52	\$13,000.00	\$13,000.00	\$0.00	0.00%
TCHG-REG DAY-HS-M/S-MUSIC	\$16,797.69	\$16,439.92	\$9,000.00	\$9,000.00	\$0.00	0.00%
TCHG-REG DAY-HS-M/S-HEALTH	\$2,234.59	\$2,229.48	\$1,800.00	\$1,800.00	\$0.00	0.00%
TCHG-REG DAY-HS-M/S-PHY ED	\$9,490.69	\$9,652.71	\$4,800.00	\$4,800.00	\$0.00	0.00%
TCHG-REG DAY-HS-MS-FM CONS	\$2,452.69	\$1,911.74	\$2,400.00	\$2,400.00	\$0.00	0.00%
TCHG-REG DAY-HS-MS-BUSINSS	\$0.00	\$0.00	\$800.00	\$0.00	-\$800.00	-100.00%
TCHG-REG DAY-HS-SPED-O/EXP	\$0.00	\$0.00	\$800.00	\$0.00	-\$800.00	-100.00%
TCHG-REG DAY-HS-CONTR SRVS	\$850.00	\$0.00	\$0.00	\$0.00	\$0.00	0.00%
TRANSPORTATION - FIELD TRIPS	\$1,131.25	\$1,200.00	\$3,200.00	\$0.00	-\$3,200.00	-100.00%
CONTRACTED SERVICES	\$7,891.40	\$5,076.93	\$8,000.00	\$8,000.00	\$0.00	0.00%
INSTRUCTIONAL EQUIPMENT	\$26,675.94	\$15,685.54	\$8,000.00	\$8,000.00	\$0.00	0.00%
INSTR TECH-HS-CONTR SERVCS	\$14,052.12	\$9,947.00	\$10,000.00	\$10,000.00	\$0.00	0.00%
GUID SVCS-HS-CONTR SERVICES	\$6,647.40	\$6,617.18	\$5,600.00	\$7,100.00	\$1,500.00	26.79%
GUID SVCS-HS-MAT/SUPPLIES	\$843.52	\$769.49	\$920.00	\$900.00	-\$20.00	-2.17%
HLTH SVCS-HS-CONTR SVCS-PHY	\$1,181.80	\$1,300.00	\$1,000.00	\$1,000.00	\$0.00	0.00%
HLTH SVCS-HS-MAT/SUPPLIES	\$8,742.51	\$1,134.68	\$1,800.00	\$1,800.00	\$0.00	0.00%
SCHOOL LUNCH SUPPLIES	\$0.00	\$0.00	\$0.00	\$0.00	\$0.00	0.00%
ATHL SVCS-HS-CONTR SERVICES	\$161,795.49	\$134,908.06	\$0.00	\$0.00	\$0.00	0.00%
ATHL SVCS-HS-MAT/SUPPLIES	\$49,266.08	\$75,933.77	\$0.00	\$0.00	\$0.00	0.00%
ATHL SVCS-HS-OTHER EXPENSE	\$25,209.88	\$10,089.65	\$0.00	\$0.00	\$0.00	0.00%
OTHER STUDENT SVC-HS- GRAD EXP	\$12,828.15	\$12,073.12	\$17,000.00	\$17,000.00	\$0.00	0.00%
OTH STU SRVCS-HS-OTH EXPENSES	\$6,214.80	\$18,271.21	\$23,000.00	\$23,000.00	\$0.00	0.00%
TOTAL SALARIES + EXPENSES	\$13,715,228.51	\$14,980,330.98	\$14,827,017.20	\$16,172,141.86	\$1,345,124.66	9.07%



FRANKLIN PUBLIC SCHOOLS

FRANKLIN HIGH SCHOOL		
Category	FY24	FY25
	Total Staff	Total Staff
TEACHERS - GEN.ED.	95.8	97.8
TEACHERS - SPECIAL ED.	23	24
BCBA	0.3	0.3
CAMPUS LIAISON	3	3
INSTRUCTIONAL INTERVENTIONIST	1	2
OT	0.3	0.3
DOG HANDLER	1	1
LPN/RN	2.8	2.9
COUNSELING	14.6	14.6
SCHOOL PSYCHOLOGIST	1.4	1.4
TEAM CHAIR	1.5	2
SLP	1.4	1.4
ESP	17	17
LIBRARY ASSISTANT	1	1
SECRETARIAL	10.27	10.27
ADMIN	5	5
TOTAL FTE	179.37	183.97



FRANKLIN PUBLIC SCHOOLS

CENTRAL OFFICE						
ACCOUNT DESCRIPTION	FY22 ACTUAL EXPENDITURES	FY23 ACTUAL EXPENDITURES	FY24 BUDGET	FY25 PROPOSED BUDGET	FY24 to FY25 \$ INCREASE	FY24 to FY25 % INCREASE
ADMIN	\$442,614.10	\$449,571.58	\$602,050.00	\$620,111.50	\$18,061.50	3.00%
ADMIN ASST AND SECRETARIES	\$359,029.09	\$375,774.43	\$309,577.56	\$360,978.76	\$51,401.20	16.60%
SUBSTITUTE OTHER	\$10,677.73	\$10,374.86	\$10,000.00	\$500,000.00	\$490,000.00	4900.00%
SUBSTITUTE TEACHERS-SHORT TERM	\$736.25	\$3,564.90	\$20,000.00	\$400,000.00	\$380,000.00	1900.00%
OTHER PROFESSIONAL STAFF	\$63,670.51	\$58,356.03	\$50,000.00	\$60,000.00	\$10,000.00	20.00%
OTHER SUPPORT STAFF/XING GUARDS	\$48,196.60	\$51,383.57	\$50,000.00	\$50,000.00	\$0.00	0.00%
EDUCATION INCENTIVE PAY	\$181,000.00	\$264,000.00	\$352,086.00	\$355,000.00	\$2,914.00	0.83%
LONGEVITY	\$54,780.00	\$54,780.00	\$149,800.00	\$150,000.00	\$200.00	0.13%
STIPENDS	\$1,590.16	\$244.64	\$1,590.00	\$1,590.00	\$0.00	0.00%
SCHOOL DEPT HEALTH CARE EXP	\$5,820,529.94	\$5,921,179.60	\$6,095,085.00	\$6,674,118.08	\$579,033.08	9.50%
MEDICARE PAYROLL TAX EXP	\$725,609.90	\$789,978.67	\$770,000.00	\$770,000.00	\$0.00	0.00%
LONG-TERM DISABILITY INS-ADMIN	\$14,212.45	\$12,088.45	\$14,700.00	\$15,000.00	\$300.00	2.04%
SCH COMM-OTHER EXPENSES	\$11,045.82	\$11,346.66	\$11,350.00	\$11,500.00	\$150.00	1.32%
SCH COMM-MAT/SUPPLIES	\$158.40	\$293.97	\$250.00	\$250.00	\$0.00	0.00%
SCH COMM-OTHER EXPENSES-SUBSCR	\$0.00	\$0.00	\$0.00	\$0.00	\$0.00	0.00%
SCH COMM-CONTR SERVCS-LEGAL	\$0.00	¹ \$0.00	\$0.00	\$0.00	\$0.00	0.00%
SCH COMM-CONTR SERVCS-ADVERT	\$0.00	\$133.80	\$200.00	\$200.00	\$0.00	0.00%
SCH COMM-CONTR SERVCS	\$5,841.92	\$320.00	\$1,000.00	\$1,000.00	\$0.00	0.00%
SUPT OFFICE-OTH EXPENSES-TRAVL	\$0.00	\$40.00	\$0.00	\$1,000.00	\$1,000.00	0.00%
TRAINING & DEVELOPMENT	\$2,950.00	\$13,480.00	\$12,000.00	\$13,000.00	\$1,000.00	8.33%
SUPT OFFICE-OTHER EXPENSES	\$7,294.65	\$9,166.38	\$8,000.00	\$3,000.00	-\$5,000.00	-62.50%
SUPT OFFICE-MAT/SUPPLIES	\$6,529.09	\$1,702.98	\$6,000.00	\$5,800.00	-\$200.00	-3.33%
SUPT OFFICE-OTH EXP-SUBSCRIPTNS	\$5,988.98	\$5,200.00	\$6,000.00	\$6,000.00	\$0.00	0.00%
SUPT OFFICE-OTHER EXP-DUES	\$9,885.80	\$11,175.80	\$12,000.00	\$12,000.00	\$0.00	0.00%
SUPT OFFICE-CONTR SERVCS-LEGAL	\$0.00	\$0.00	\$0.00	\$0.00	\$0.00	0.00%
SUPT OFFICE-CONTR SERVCS-ADV	\$133.80	\$0.00	\$0.00	\$0.00	\$0.00	0.00%
SUPT OFFICE-CONTR SERVCS	\$35,113.35	\$110,972.56	\$21,500.00	\$35,000.00	\$13,500.00	62.79%
ADM SUP-HR SVCS OTH EXP-TRAVEL	\$0.00	\$0.00	\$0.00	\$0.00	\$0.00	0.00%

¹ Reassignment of substitutes from buildings to district expense



FRANKLIN PUBLIC SCHOOLS

CENTRAL OFFICE (continued)						
ADM SUP-HR SVCS MAT/SUPPL	\$3,601.51	\$1,594.02	\$2,000.00	\$2,000.00	\$0.00	0.00%
ADM SUP-HR SVCS OTH EXP-SUBSCR	\$0.00	\$0.00	\$0.00	\$0.00	\$0.00	0.00%
ADM SUP-HR SVCS OTH EXP-DUES	\$0.00	\$550.00	\$250.00	\$300.00	\$50.00	20.00%
ADM SUP-HR SVCS CONT SVS-LEGAL	\$0.00	\$0.00	\$0.00	\$0.00	\$0.00	0.00%
ADM SUP-HR SVC CONT SRVS-ADV	\$10,184.71	\$19,501.96	\$20,000.00	\$22,000.00	\$2,000.00	10.00%
ADM SUP-HR SVCS CONT SVCS	\$2,562.50	\$150.00	\$3,000.00	\$950.00	-\$2,050.00	-68.33%
ADM SUP-FIN SVC-OTH EXP-TRAVEL	\$0.00	\$0.00	\$0.00	\$0.00	\$0.00	0.00%
ADM SUP-FIN SERVS-OTH EXPENSES	\$1,823.66	\$2,291.25	\$1,500.00	\$1,500.00	\$0.00	0.00%
ADM SUP-FIN SERVS-MAT/SUPPLIES	\$2,879.12	\$1,699.28	\$6,000.00	\$5,000.00	-\$1,000.00	-16.67%
ADM SUP-FIN SERVS-OTH EXP-SUBS	\$0.00	\$0.00	\$0.00	\$0.00	\$0.00	0.00%
ADM SUP-FIN SERVS-OTH EXP-DUES	\$2,585.00	\$2,420.00	\$2,500.00	\$2,500.00	\$0.00	0.00%
ADM SUP-FIN SVC-CONT SVC-LEGAL	\$0.00	\$0.00	\$0.00	\$0.00	\$0.00	0.00%
ADM SUP-FIN SVCS-CONT SVC-ADV	\$0.00	\$0.00	\$0.00	\$0.00	\$0.00	0.00%
ADM SUP-FIN SERVS-CONT SERVS	\$9,400.00	\$13,612.50	\$15,000.00	\$15,000.00	\$0.00	0.00%
SCHOOL COMM-CONTR SVCS-LEGAL	\$96,903.50	\$81,445.70	\$100,000.00	\$100,000.00	\$0.00	0.00%
OTHER GENERAL SUPPLIES	\$28,553.40	\$24,626.60	\$35,166.00	\$25,000.00	-\$10,166.00	-28.91%
MEETINGS & CONFERENCES	\$81,184.42	\$113,970.56	\$141,000.00	\$141,000.00	\$0.00	0.00%
PROJECT MANAGEMENT SERVICES	\$39,567.00	\$0.00	\$10,000.00	\$0.00	-\$10,000.00	-100.00%
TRAVEL - MILEAGE	\$2,545.09	\$1,802.63	\$2,500.00	\$0.00	-\$2,500.00	-100.00%
UTIL SVCS-C OFFICE-TELEPHONE	\$10,463.98	\$12,284.88	\$11,910.00	\$12,500.00	\$590.00	4.95%
TOTAL SALARIES + EXPENSES	\$8,099,912.43	\$8,431,078.26	\$8,854,014.56	\$10,373,298.34	\$1,519,283.78	17.16%



FRANKLIN PUBLIC SCHOOLS

CENTRAL OFFICE		
Category	FY24	FY25
	Total Staff	Total Staff
SUPERINTENDENT	1	1
SCHOOL BUSINESS ADMINISTRATOR	1	1
ASSISTANT SCHOOL BUSINESS ADMINISTRATOR	0	1
HUMAN RESOURCES DIRECTOR	1	1
PAYROLL ADMINISTRATOR	1	0
SCHOOL COMMITTEE SECRETARY	0.1	0.1
ADMINISTRATIVE ASSISTANTS	3	3
PAYROLL ASSISTANT	1	1
ACCOUNTS PAYABLE SPECIALIST	1	1
FINANCIAL SPECIALIST	1	1
TOTAL FTE	10.1	10.1



FRANKLIN PUBLIC SCHOOLS

Office of Teaching and Learning

The Office of Teaching and Learning services PK-12 students and educators in the Franklin Public Schools. The Office coordinates with departments to review, refine, and support curriculum, instruction, and assessment practices; provides professional learning for educators and administrators; and supports district-wide initiatives. The FY25 proposed Office of Teaching and Learning budget includes continual alignment and updates of PK-12 high-quality, standards-aligned academic and social-emotional curricula, supplemental digital tools, curriculum leader, committee and summer work stipends, and continued focus on expanding professional learning opportunities. The Office also oversees a variety of competitive and federal entitlement grants, including, Title I, Title IIA, Title III, and Title IV. It will continue to be a priority to explore other competitive grant opportunities throughout the school year, through state, local, and private funding sources to enhance the educational experience for our students.

The Office of Teaching and Learning collaborates with building administrators, Student Services Office, K-5 literacy and math specialists, 6-8 subject coordinators and curriculum enhancement teachers, and 9-12 department heads and directors. The Office's priorities align with the District Improvement Plan's Strategic Objectives, including Social-Emotional Well-being of Students and Staff, Engaging and Rigorous Curriculum, High-Quality Instruction to Meet Each Learner's Academic and SEL Needs, Effective Two-Way Communication to Support Student Learning, and Affirm Diversity, Equity, and Inclusion for All Students.

In alignment with strategic objective 1, *Supporting the Social-Emotional Well-being of Students and Staff*, the Office of Teaching and Learning will allocate funds to maintain social and emotional learning (SEL) curriculum resources and assessments. Stipends will also support our ability to refine and expand level-based resources and strategies. Professional learning time will be prioritized to support educators' ability to meet the social and emotional needs of all students.

To support strategic objective 2, *Provide an Engaging and Rigorous Curriculum*, the Office of Teaching and Learning will continue to invest in supporting the implementation of PK-5 math and literacy tiers one and two curriculum resources, 6-8 literacy, science, and social studies curriculum writing and implementation, 9-12 alignment of curriculum, instruction, and assessment practices and K-12 multilingual curriculum resources.



FY2025 Annual Budget

Strategic objective 3, *High-quality Instruction to Meet the Academic and SEL Needs of Each Learner*, is another priority for the Office of Teaching and Learning. We will continue to bolster our multi-tiered systems of support by focusing on aligning and expanding the use of Panorama. The Office maintains digital subscriptions that support the academic and social-emotional needs of all students and student data privacy will continue to be a priority. With a continued focus on expanding our professional learning offerings, Franklin Public Schools' educators will deepen their understanding of Universal Design for Learning, while also engaging in horizontal and vertical content and pedagogical learning.

To meet the needs of all students, strategic objective 5, *Affirm Diversity, Equity, and Inclusion for All Students*, continues to be a priority. Through professional development, committee work, and coordinator stipends, the Office of Teaching and Learning will collaborate with Franklin educators to focus on fostering an inclusive environment to ensure all students and staff feel a sense of belonging.

To sustain curriculum implementation and improve instructional practices, Franklin educators will have opportunities to continue the work of our committees. During the 2024-25 school year, the level-based social-emotional learning committees (6-12) will continue to monitor and refine the advisory program. Prioritizing time for collaboration for new curriculum initiatives is also a priority. Middle school science teachers will continue in the third year of a three-year implementation and professional development of a high-quality, research-based curriculum, PK-5 teachers will be supported in the second year of a new high-quality, tier one English Language Arts curriculum and third year of tiers one and two mathematics primary and supplemental resources.

The Office of Teaching and Learning views professional learning as a cycle that encourages educators to self-assess, engage in new learning, apply that learning, analyze the impact of a change in practice, reflect, adjust, and self-assess, and share their learning with others. The Professional Development Committee will continue collaborating to provide guidance and direction on the use of two (2) full days of professional development. Along with in-house professional learning opportunities, faculty and staff will take graduate courses and workshops.

The Office of Teaching and Learning's budget includes funding for our English Language Development (ELD) program. Our ELD department is expanding to meet the needs of our increasing number of Multilingual Learners (MLL). With the recent purchase of K-12 English language development curriculum, ELD teachers will be supported in the first full year of implementing a high-quality English development curriculum. The department will collaborate throughout the year and develop a scope and sequence to ensure all students are progressing in their English language development.



FRANKLIN PUBLIC SCHOOLS

TEACHING & LEARNING						
ACCOUNT DESCRIPTION	FY22 ACTUAL EXPENDITURES	FY23 ACTUAL EXPENDITURES	FY24 BUDGET	FY25 PROPOSED BUDGET	FY24 to FY25 \$ INCREASE	FY24 to FY25 % INCREASE
ASSISTANT SUPERINTENDENT	\$165,999.00	\$162,476.14	\$156,560.00	\$161,256.80	\$4,696.80	3.00%
DIRECTOR	\$108,153.19	\$112,789.00	\$290,440.00	\$272,115.70	-\$18,324.30	-6.31%
ADMINISTRATIVE ASSISTANTS	\$23,566.00	\$24,573.00	\$25,754.00	\$176,526.62	\$150,772.62	585.43%
PROJECT MANAGEMENT SERVICES	\$27,038.49	\$20,695.00	\$8,000.00	\$35,000.00	\$27,000.00	337.50%
SUPRV-INSTR SVCS-CONTR.SERVICES	\$0.00	\$14,800.00	\$11,200.00	\$6,000.00	-\$5,200.00	-46.43%
CONTRACTED SERVICES	\$16,631.44	\$20,136.94	\$20,000.00	\$30,000.00	\$10,000.00	50.00%
SUPRV-INSTR SVCS-MAT/SUPPLIES	\$1,255.78	\$385.01	\$1,500.00	\$3,000.00	\$1,500.00	100.00%
STIPENDS	\$1,590.16	\$244.64	\$1,590.00	\$0.00	-\$1,590.00	-100.00%
TEXTBOOKS AND RELATED SOFTWARE	\$50,784.84	\$4,088.00	\$108,000.00	\$113,025.00	\$5,025.00	4.65%
VENDOR PD SUPPLIES	\$0.00	\$1,075.00	\$1,200.00	\$1,000.00	-\$200.00	-16.67%
ELL CLASSROOM SUPPLIES	\$1,679.00	\$167.00	\$2,000.00	\$1,000.00	-\$1,000.00	-50.00%
TRAVEL - MILEAGE	\$442.71	\$44.75	\$1,000.00	\$1,000.00	\$0.00	0.00%
IN HOUSE STIPENDS/WORKSHOPS	\$29,374.28	\$39,516.75	\$51,410.00	\$54,000.00	\$2,590.00	5.04%
STIPENDS TEAMS/COMMITTEES	\$23,218.62	\$46,590.68	\$27,746.00	\$48,000.00	\$20,254.00	73.00%
MEETINGS & CONFERENCES	\$2,317.00	\$4,709.12	\$10,500.00	\$21,000.00	\$10,500.00	100.00%
SUPRV-INSTR SVCS-OTH EXP-DUES	\$2,526.50	\$4,580.00	\$4,000.00	\$4,000.00	\$0.00	0.00%
SUBSCRIPTIONS	\$82,384.35	\$51,434.32	\$121,000.00	\$120,975.00	-\$25.00	-0.02%
TOTAL SALARIES + EXPENSES	\$536,961.36	\$508,305.35	\$841,900.00	\$1,047,899.12	\$205,999.12	24.47%

**DLI positions added*



FRANKLIN PUBLIC SCHOOLS

TEACHING & LEARNING		
Category	FY24	FY25
	Total Staff	Total Staff
ASSISTANT SUPERINTENDENT	1	1
DIRECTOR	2	2
ADMINISTRATIVE ASSISTANTS	1	1
DLI	0.8	2
TOTAL FTE	4.8	6



FRANKLIN PUBLIC SCHOOLS

Office of Student Services

The FY25 proposed Office of Student Services budget includes funding for critical needs that assist in meeting the District Improvement Plan's goal of providing high-quality instruction to meet the needs of all students. The complex academic, social, and emotional needs of our students with special needs continue to intensify each school year. Consequently, we often need to change the configuration of our services and programs to meet these needs. Federal and state regulations mandate us to educate students with special needs in the least restrictive environment. We do this in Franklin Public Schools by developing in-district programs for students with specific learning profiles. We currently have five in-district programs supporting students in multiple grade levels across the district. Students in these programs require a low student to teacher ratio to ensure academic, social, and emotional success. They are provided a curriculum at their instructional level and pace so that they develop and gain independence and increase self-esteem. Without these specialized programs, many of these students might otherwise require a specialized out of district program at a higher cost due to tuition rates and transportation fees.

In our effort to improve and expand current programming, we recognize the need to continuously build the capacity of our staff to meet the needs of our students with diverse learning profiles. To do this, we work with a range of consultants who are

FRANKLIN PUBLIC SCHOOLS

experts in their field, such as child psychiatrists, clinical psychologists, language-based disabilities specialists, teachers of the deaf, educational audiologists, teachers of the visually impaired, and autism specialists. Many of these consultants also meet with students' families to ensure the carryover of strategies and the generalization of skills. We also provide professional development to our staff on topics such as specialized instruction, collaborative problem-solving, anxiety, and trauma.

We currently have over seventy students in out of district placements. Many of these schools are projecting tuition increases of 4.69% of the current tuition. To educate these students in a less restrictive environment and to remain fiscally responsible, students are consistently assessed to determine if and when they are ready to return to our in-district specialized programs.

The Office of Student Services continuously assesses and evaluates student needs and programming to provide high-quality instruction to meet the ever-changing needs of all students.



FRANKLIN PUBLIC SCHOOLS

STUDENT SERVICES						
ACCOUNT DESCRIPTION	FY22 ACTUAL EXPENDITURES	FY23 ACTUAL EXPENDITURES	FY24 BUDGET	FY25 PROPOSED BUDGET	FY24 to FY25 \$ INCREASE	FY24 to FY25 % INCREASE
ASSISTANT SUPERINTENDENT	\$128,109.53	\$139,418.98	\$154,500.00	\$159,135.00	\$4,635.00	3.00%
ASSISTANT DIRECTOR	\$235,000.00	\$241,350.00	\$247,200.00	\$254,616.00	\$7,416.00	3.00%
ADMINISTRATIVE ASSISTANTS + VAN DRIVERS	\$841,414.70	\$582,536.51	\$606,420.00	\$648,194.80	\$41,774.80	6.89%
PROJECT MANAGEMENT SERVICES	\$3,387.00	\$3,365.00	\$3,500.00	\$3,500.00	\$0.00	0.00%
INSTR TECH-PPS-CONTR.SERVCS	\$15,388.90	\$11,407.37	\$15,110.00	\$15,500.00	\$390.00	2.58%
PSYCH SRVCS-PPS-CONTR.SERVCS	\$24,393.00	\$20,097.35	\$35,000.00	\$35,000.00	\$0.00	0.00%
CONTRACTED SERVICES	\$27,024.13	\$11,132.22	\$15,000.00	\$12,000.00	-\$3,000.00	-20.00%
HLTH SERV-PPS-C SVS-MED REIMB	\$645.00	\$71,204.00	\$500.00	\$500.00	\$0.00	0.00%
PPS-CONT SVC-ADVERTISING	\$260.62	\$0.00	\$0.00	\$0.00	\$0.00	0.00%
CONTRACTED SERVICES	\$0.00	\$0.00	\$0.00	\$0.00	\$0.00	0.00%
OTHER GENERAL SUPPLIES	\$0.00	\$0.00	\$0.00	\$0.00	\$0.00	0.00%
PPS-MAT/SUPPLIES	\$2,322.64	\$1,771.80	\$2,500.00	\$2,500.00	\$0.00	0.00%
PPS- TECHNOLOGY-MAT/SUPP	\$6,616.96	\$0.00	\$0.00	\$15,000.00	\$15,000.00	0.00%
HLTH SERV-PPS-M/SUPPLIES	\$6,341.04	\$13,357.26	\$4,500.00	\$4,500.00	\$0.00	0.00%
INSTR TECH-PPS-MAT/SUPPLIES	\$10,934.59	\$2,621.86	\$5,000.00	\$5,000.00	\$0.00	0.00%
INSTRUCTIONAL EQUIPMENT	\$29,940.00	\$0.00	\$0.00	\$15,000.00	\$15,000.00	0.00%
TESTING/ASSESSMENT SUPPLIES	\$16,475.16	\$9,978.39	\$15,000.00	\$17,500.00	\$2,500.00	16.67%
TESTING/ASSESSMENT SUPPLIES	\$4,644.36	\$10,038.91	\$10,000.00	\$12,000.00	\$2,000.00	20.00%
SPED PD SUPPLIES	\$117.00	-\$420.50	\$800.00	\$800.00	\$0.00	0.00%
GENERAL EDUCATIONAL SUPPLIES	\$3,015.58	\$6,278.67	\$7,500.00	\$7,500.00	\$0.00	0.00%
MEETINGS & CONFERENCES	\$36,634.00	\$11,835.50	\$10,000.00	\$10,000.00	\$0.00	0.00%
OTHER EXPENSES	\$2,697.50	\$1,405.53	\$0.00	\$0.00	\$0.00	0.00%
OTHER EXPENSES	\$3,863.84	\$462.61	\$100.00	\$100.00	\$0.00	0.00%
INSTRUCTIONAL ASSISTANT	\$3,080.07	\$162.88	\$200.00	\$0.00	-\$200.00	-100.00%



FRANKLIN PUBLIC SCHOOLS

STUDENT SERVICES (continued)						
OTHER PROFESSIONAL STAFF	\$17,055.69	\$1,653.63	\$1,500.00	\$0.00	-\$1,500.00	-100.00%
PPS-OTHER EXPENSES	\$2,793.04	\$2,306.81	\$2,400.00	\$2,400.00	\$0.00	0.00%
OUT TUITNS-OTH PUB SCHS-C SVCS	\$0.00	\$70,500.20	\$18,000.00	\$18,000.00	\$0.00	0.00%
TUITION OUT-OF-STATE SCHOOLS	\$277,258.00	\$363,514.50	\$532,471.00	\$436,238.00	-\$96,233.00	-18.07%
OUT TUITNS-PRIV SCHS-CONT SVCS	\$1,351,827.75	\$931,895.37	\$5,489,551.00	\$3,015,812.00	-\$2,473,739.00	-45.06%
TUITION PRIVATE SCHOOLS	\$2,770,000.00	\$3,080,000.00	\$0.00	\$0.00	\$0.00	0.00%
TUITION PRIVATE RESIDENTIAL SC	\$1,191,247.39	\$1,241,111.22	\$0.00	\$3,465,993.00	\$3,465,993.00	0.00%
OUT TUITNS-SPED COLLAB-C SVCS	\$1,345,084.00	\$644,334.00	\$1,759,158.00	\$2,039,181.00	\$280,023.00	15.92%
SPED TRANSPORTATION	\$1,309,109.16	\$1,395,010.03	\$1,640,000.00	\$1,738,400.00	\$98,400.00	6.00%
TRANSPORTATION - FOSTER	\$66,638.20	\$32,170.00	\$23,328.00	\$20,000.00	-\$3,328.00	-14.27%
PPS-CONTRACTED SERVICES	\$904,022.34	\$1,340,172.37	\$929,725.00	\$1,000,000.00	\$70,275.00	7.56%
HOMELESS TRANSPORTATION	\$5,843.44	\$6,655.00	\$0.00	\$80,000.00	\$80,000.00	0.00%
TOTAL SALARIES + EXPENSES	\$10,643,184.63	\$10,247,327.47	\$11,528,963.00	\$13,034,369.80	\$1,505,406.80	13.06%



FRANKLIN PUBLIC SCHOOLS

STUDENT SERVICES		
Category	FY24	FY25
	Total Staff	Total Staff
ASSISTANT SUPERINTENDENT	1	1
ASSISTANT DIRECTOR	2	2
ADMINISTRATIVE ASSISTANTS	3	3
TOTAL FTE	6	6



FRANKLIN PUBLIC SCHOOLS

TECHNOLOGY						
ACCOUNT DESCRIPTION	FY22 ACTUAL EXPENDITURES	FY23 ACTUAL EXPENDITURES	FY24 BUDGET	FY25 PROPOSED BUDGET	FY24 to FY25 \$ INCREASE	FY24 to FY25 % INCREASE
ADMIN	\$271,481.46	\$283,860.61	\$428,777.00	\$441,640.31	\$12,863.31	3.00%
ADMIN ASST	\$51,827.54	\$53,382.37	\$54,449.00	\$56,082.47	\$1,633.47	3.00%
TECH SUPPORT	\$446,590.00	\$518,021.00	\$454,315.22	\$469,469.88	\$15,154.66	3.34%
INSTR TECH-SYSMWID E-MAT/SUPPL	\$33,073.98	\$5,319.95	\$15,000.00	\$35,000.00	\$20,000.00	133.33%
TECH.MAINT-IN DISTRICT TRAVEL	\$0.00	\$0.00	\$1,000.00	\$1,000.00	\$0.00	0.00%
TECH MAINT-TECH SRVCS-MS/EQUI P	\$18,062.69	\$2,240.55	\$15,000.00	\$15,000.00	\$0.00	0.00%
OTHER EXPENSES	\$0.00	\$131.34	\$0.00	\$0.00	\$0.00	0.00%
TECH MAINT-TECH SRVCS-CONT SVC	\$14,712.10	\$14,596.44	\$15,242.00	\$17,000.00	\$1,758.00	11.53%
NETWORK & INFORMATION SYSTEMS	\$33,990.01	\$18,656.39	\$30,607.00	\$31,445.00	\$838.00	2.74%
CONTRACTED SERVICES	\$484.00	\$0.00	\$350.00	\$350.00	\$0.00	0.00%
OTHER GENERAL SUPPLIES	\$1,875.11	\$3,550.47	\$2,000.00	\$2,000.00	\$0.00	0.00%
DISTRICTWIDE-I NF MGT-CONT SVC	\$131,034.33	\$156,286.73	\$300,129.00	\$289,315.00	-\$10,814.00	-3.60%
CONTRACTED SERVICES	\$26,721.13	\$30,473.56	\$66,000.00	\$90,000.00	\$24,000.00	36.36%
TOTAL SALARIES + EXPENSES	\$1,029,852.35	\$1,086,519.41	\$1,382,869.22	\$1,448,302.66	\$65,433.44	4.73%



FRANKLIN PUBLIC SCHOOLS

TECHNOLOGY		
Category	FY24	FY25
	Total Staff	Total Staff
TECHNOLOGY DIRECTOR	1	1
NETWORK ADMINISTRATOR	2	2
COMPUTER TECH	7	7
ADMINISTRATIVE ASSISTANTS	1	1
TOTAL FTE	11	11



FRANKLIN PUBLIC SCHOOLS

TRANSPORTATION						
ACCOUNT DESCRIPTION	FY22 ACTUAL EXPENDITURES	FY23 ACTUAL EXPENDITURES	FY24 BUDGET	FY25 PROPOSED BUDGET	FY24 to FY25 \$ INCREASE	FY24 to FY25 % INCREASE
ADMIN ASST	\$28,902.10	\$29,769.16	\$31,282.42	\$32,220.89	\$938.47	3.00%
CONTRACTED SERVICES	\$5,600.00	\$12,205.00	\$10,000.00	\$10,000.00	\$0.00	0.00%
SCHOOL BUS	\$1,065,413.75	\$882,771.00	\$1,544,980.00	\$1,652,220.00	\$107,240.00	6.94%
BUS TRANSP EXP & LATE BUS	\$56,250.00	\$60,000.00	\$0.00	\$72,000.00	\$72,000.00	100.00%
TOTAL SALARIES + EXPENSES	\$1,156,165.85	\$984,745.16	\$1,586,262.42	\$1,766,440.89	\$180,178.47	11.36%



FRANKLIN PUBLIC SCHOOLS

IN-DISTRICT TRANSPORTATION		
Category	FY24	FY25
	Total Staff	Total Staff
TRANSPORTATION COORD.	1	1
VAN DRIVERS	13	14
TOTAL FTE	14	15



FRANKLIN PUBLIC SCHOOLS

ATHLETIC DEPARTMENT						
ACCOUNT DESCRIPTION	FY22 ACTUAL EXPENDITURES	FY23 ACTUAL EXPENDITURES	FY24 BUDGET	FY25 PROPOSED BUDGET	FY24 to FY25 \$ INCREASE	FY24 to FY25 % INCREASE
ADMIN	\$154,715.00	\$154,396.00	\$161,526.00	\$175,114.88	\$13,588.88	8.41%
COACHES	\$184,086.00	\$310,000.00	\$313,500.00	\$300,000.00	-\$13,500.00	-4.31%
ATHL SVCS-HS-CONTR SERVICES	\$161,795.49	\$134,908.06	\$170,000.00	\$414,848.00	\$244,848.00	144.03%
ATHL SVCS-HS-MAT/SUPPLIES	\$49,266.08	\$75,933.77	\$35,000.00	\$107,697.00	\$72,697.00	207.71%
ATHL SVCS-HS-OTHER EXPENSE	\$25,209.88	\$10,089.65	\$8,000.00	\$17,558.00	\$9,558.00	119.48%
TOTAL SALARIES + EXPENSES	\$575,072.45	\$685,327.48	\$688,026.00	\$1,015,217.88	\$327,191.88	47.56%



FRANKLIN PUBLIC SCHOOLS

ATHLETIC		
Category	FY24	FY25
	Total Staff	Total Staff
DIRECTOR	1	1
ADMINISTRATIVE ASSISTANT	1	1
COACHES	30	30
TOTAL FTE	32	32

STATE AND FEDERAL GRANTS

The Franklin Public Schools receive grants from the State and Federal government. Grants are used to provide supplemental services to students within the district. Full Grant descriptions with historical spending can be found below.



Franklin Public School District

GRANTS	FY22	FY23	FY24	FY25 PROPOSED	FY24 to FY25 \$ INCREASE	FY24 to FY25 % INCREASE
IDEA	\$1,194,261	\$1,220,876	\$1,220,876	\$1,269,958	\$49,082	4.02%
ECDC Grant -	\$41,934	\$43,724	\$18,570	\$18,570	\$0	0.00%
Circuit Breaker	\$2,770,000	\$3,105,000	\$3,637,575	\$3,800,000	\$3,800,000	4.47%
Title I	\$149,134	\$146,082	\$146,274	\$150,780	\$4,506	3.08%
Title IIA	\$71,752	\$68,064	\$65,023	\$65,023	\$0	0.00%
Title III A	\$12,439	\$14,968	\$14,968	\$15,960	\$992	6.63%
Title IV A	\$10,006	\$10,764	\$10,719	\$10,719	\$0	0.00%
ESSER II	\$475,496	\$0	\$0	\$0	\$0	0.00%
ESSER III	\$0	\$551,226	\$494,947	\$0	-\$494,947	-100.00%
ARP IDEA	\$257,962	\$0	\$0	\$0	\$0	0.00%
Genocide Education	\$0	\$15,240	\$15,240	\$0	-\$15,240	-100.00%
Special Support Earmark	\$50,000	\$161,428	\$67,000	\$0	-\$67,000	-100.00%
Proficiency Based Outcomes - Language	\$0	\$0	\$7,800	\$0	-\$7,800	-100.00%
School Nutrition Equipment	\$0	\$20,000	\$0	\$0	\$0	0.00%
Investigating History Pilot	\$0	\$8,575	\$0	\$0	\$0	0.00%
Accelerating Literacy Through HQIM	\$0	\$200,000	\$0	\$0	\$0	0.00%
TOTAL BUDGET	\$5,032,984	\$5,565,947	\$5,698,992	\$5,331,010	-\$367,982	-6.46%

Purposes:

Elementary and Secondary School Emergency Relief Fund III (ESSER III)

The American Rescue Plan Act provides resources to school districts to respond to the COVID-19 pandemic. The Education portion of this funding, the Elementary and Secondary School Emergency Relief's (ESSER III or ARP ESSER) purpose is to help schools and districts safely reopen and sustain the safe operation of schools and must respond to the academic, social, emotional, and mental health needs of all students, and particularly those disproportionately impacted by the COVID-19 pandemic.

IDEA School Age

The purpose of this federal entitlement grant program is to provide funds to ensure that eligible students with disabilities receive a free and appropriate public education that includes special education and related services designed to meet their individual needs. The priority is to serve eligible students with special education services and activities deemed essential for student success in school.

IDEA ECDC

The purpose of this grant is to provide funds to school districts to ensure that eligible 3, 4, and 5 year-old children will receive developmentally appropriate special education and related services designed to meet their individual needs in accordance with the Individuals with Disabilities Act – 2004 (IDEA-2004) and Massachusetts Special Education Laws and regulations.

Title I

Title I, Part A of the federal Elementary and Secondary Education Act (ESEA) provides supplemental resources to local school districts to help provide all children a significant opportunity to receive a fair, equitable, and high-quality education, and to close educational achievement gaps. The priorities of Title I, Part A are to: Strengthen the core program in schools and provide academic and/or support services to low-achieving students at the preschool, elementary, middle, and high school levels; Provide evidence-based programs that enable participating students to achieve the learning standards of the state curriculum frameworks; Elevate the quality of instruction by providing eligible staff with substantial opportunities for professional development; and involve parents/guardians of participating public and private school children as active partners in their children's education at school through open, meaningful communication, training, and, as appropriate, inclusion in decision-making processes.

Title IIA Teacher Quality

Title II, Part A of the federal Elementary and Secondary Education Act (ESEA) provides supplemental resources to school districts to improve high quality systems of support for excellent teaching and leading. Title II, Part A is one of four principal programs that are available to districts through formula grants under the Every Student Succeeds Act (ESSA), the current reauthorization of ESEA. The other programs are Title I, Part A; Title III, Part A; and Title IV, Part A. The priorities of Title II, Part A are to:

- increase student achievement consistent with challenging State academic standards;
- improve the quality and effectiveness of teachers, principals, and other school leaders;
- increase the number of teachers, principals, and other school leaders who are effective in improving student academic achievement in schools; and
- provide low-income and minority students equitable access to effective teachers, principals, and other school leaders

Title III Part A

Title III of the federal Elementary and Secondary Education Act (ESEA) provides supplemental resources to local school districts to help ensure that English learners (ELs) and immigrant children and youth attain English proficiency and develop high levels of academic achievement in English, assist teachers and administrators to enhance their capacity to provide effective instructional programs designed to prepare ELs and immigrant children and youth to enter all-English instructional settings, and promote parental, family, and community participation in language instruction programs for parents, families, and communities.

Title IV Part A

Title IV, Part A of the federal Elementary and Secondary Education Act (ESEA) provides supplemental resources to local school districts to build capacity to help ensure that all students have equitable access to high quality educational experiences. Title IV, Part A is one of four principle programs that are available to districts through formula grants under the Every Student Succeeds Act (ESSA), the current reauthorization of ESEA. The other programs are Title I, Part A; Title II, Part A; and Title III, Part A

Proficiency-Based Outcomes in Languages

This program is one of the ways that DESE supports World Language (WL), Heritage Language (HL), Dual Language (DL) and English Language Learner (ELL) programs and districts that wish to support or improve such programs in pre-K, elementary, and/or secondary schools.

There are two goals for the grant. Districts may apply for funding to fulfill either one or both of the goals:

Goal 1: Collect and analyze data pertaining to proficiency in languages other than English (LOTE) to improve World Languages, Heritage Languages, and English Learner programs.

Goal 2: Support educators to teach for proficiency in LOTE by aligning or developing world language curriculum to the proficiency-based standards and high-leverage teaching practices described in the 2021 Massachusetts World Languages Curriculum Framework.

GENOCIDE EDUCATION GRANT

The purpose of this competitive grant program is to support teaching and learning related to the history of genocide. As stated in Chapter 98 of the Acts of 2021, "Every school district shall, for the purpose of educating middle and high school students, provide instruction on the history of genocide consistent with the content standards articulated in the history and social science curriculum framework." This grant supports LEAs to develop and/or select curriculum materials, implement professional development, and design other enriching learning experiences intended to further secondary students' understanding of the history and patterns of genocide. Districts may propose to collaborate with vendors to support this work.

STATE GRANTS AND EARMARKS*

Purpose

An earmark was provided in the FY24 state budget for the continued implementation of a universal mental health screening program for students in grades 7 and 9 for the 2023 to 2024 school year.

****State Earmarks are provisions inserted into a discretionary spending appropriations bill that directs funds to a specific recipient. Due to the nature of this type of funding, there is no expectation that it will continue.***



DESCRIPTION OF REVENUE SOURCES AND USE OF REVOLVING FUNDS

Public schools in Massachusetts are authorized to maintain revolving and special revenue accounts which are not subject to fiscal year boundaries and do not close out to the Town's general fund (unless specified in the authorizing legislation). The Franklin Public Schools has several revolving funds common to school districts, including Athletics and Activities, Transportation, Tuition funds and other funds that relate to activities engaged in by schools.

Revolving funds are applied to offset operating budget costs in particular categories on an annual basis.

In accordance with the School Committee's philosophy, the District maintains a balance in revolving funds that is sufficient to cover one year's planned offsets. For example, the balance at the end of one fiscal year carries into the next for appropriation in that year. The balance would be sufficient to offset costs in that year should anything change significantly in either revenue collections or expenses, and the timing would allow for some planning to address any changes. This budget cycle, projected amounts used to balance the FY24 budget are consistent with this philosophy in most areas. Due to the ongoing impact of the COVID-19 pandemic, additional funds have become available to the district resulting in some balances in the revolving accounts that exceed one year's worth of revenue.

Revolving funds are used to separately account for actual receipts from particular fees or charges that are earmarked for expenditure without appropriation to support the activity, program or service that generated the receipts.

These funds are typically authorized for programs or services with expenses that (1) fluctuate with demand and (2) can be matched with the fees or other charges collected during the year from program users. The director operating the program is usually given spending authority, but can only spend from actual collections on hand and available (unspent and unencumbered).



The following pages provide an explanation and financial status of the revolving funds maintained by the District. Individual revolving account balances are as of June 30th in each fiscal year with a year-to-date (YTD) amount for the current year.

FY2025 Annual Budget



REVOLVING ACCOUNT SUMMARY AS OF MARCH, 2024*					
ID	ACCOUNT DESCRIPTION	07/01/23 BALANCE FORWARD	CURRENT RECEIPTS	TOTAL EXPENDED	AVAILABLE
302	FRIENDS FAMILY - K S	\$8,538.16	\$0.00	\$2,750.00	\$5,788.16
304	SCHOOL STORE	\$11,990.24	\$9,770.39	\$10,842.03	\$10,918.60
305	LOST BOOKS	\$112,665.95	\$10,432.58	\$0.00	\$123,098.53
306	TECHNOLOGY REVOLVING	\$73,912.50	\$64,985.00	\$69,071.00	\$69,826.50
308	LIFELONG LEARNING	\$685,205.54	\$838,478.58	\$795,752.03	\$727,932.09
309	HS EXTRA CURRICULAR NON-INSTRUCTIONAL	\$149,243.00	\$47,737.50	\$75.00	\$196,905.50
310	EXTRA CURRICULAR - ATHLETICS	\$718,362.93	\$268,594.00	\$272,723.20	\$714,233.73
311	EXTRA CURRICULAR - MUSIC	\$27,619.11	\$40,757.50	\$36,323.42	\$32,053.19
312	EXTRA CURRICULAR NON-INSTRUCTIONAL	\$90,245.00	\$300.00	\$0.00	\$90,545.00
313	ADVANCED PLACEMENT EXAMS	\$61,101.26	\$124,589.00	\$7,944.26	\$177,746.00
315	PROPERTY RENTAL	\$18,886.95	\$80,832.00	\$10,587.04	\$89,131.91
316	TRANSPORTATION	\$1,344,460.45	\$181,738.00	\$328,448.65	\$1,197,749.80
317	PRE-KINDERGARTEN	\$1,126,303.85	\$243,048.00	\$172,996.39	\$1,196,355.46
318	FHS FIELD TRIPS	\$0.00	\$4,321.92	\$4,335.00	-\$13.08
320	BEST BUDIES	\$690.00	\$0.00	\$0.00	\$690.00
326	OTHER LOCAL GRANTS	\$41,120.00	\$0.00	\$33,154.80	\$7,965.20
331	CIRCUIT BREAKER	\$3,337,382.11	\$1,928,542.00	\$0.00	\$5,265,924.11
332	SPECIAL EDUCATION	\$8,183.91	\$0.00	\$2,150.00	\$6,033.91
335	GIFT ACCOUNTS	\$68,376.42	\$29,460.19	\$61,348.78	\$36,487.83
	SUBTOTALS	\$7,884,287.38	\$3,873,586.66	\$1,808,501.60	\$9,949,372.44
2200	FOOD SERVICE	\$846,429.06	\$1,723,528.54	\$1,878,088.67	\$691,868.93
	GRAND TOTAL	\$8,730,716.44	\$5,597,115.20	\$3,686,590.27	\$10,641,241.37

*Summary totals may differ from detail totals due to timing of reporting and continuing account activity.



FRIENDS/FAMILY OF BEST BUDDIES

Director/Program Coordinator: School Business Administrator

Program Description: Established many years ago, this privately funded revolving account is used to award scholarships to graduating seniors who have demonstrated outstanding service to students with disabilities.

Fee Structure: Unspent funds from the Best Buddies Revolving account are transferred annually to fund this account

Fund Restrictions: Funds are only used to provide scholarship awards to graduating seniors.

	FY20	FY21	FY22	FY23	FY24 YTD
Beginning Balance	\$13,288	\$10,788	\$8,788	\$8,788	\$8,538
Revenue	\$0	\$0	\$0	\$0	\$0
Expenditures	\$2,500	\$2,000	\$0	\$250	\$2,750
Ending Balance	\$10,788	\$8,788	\$8,788	\$8,538	\$5,788.16



SCHOOL STORE REVOLVING

Director/Program Coordinator: Building Principals

Program Description:

The School Store Revolving Account was established in August, 2015 under Massachusetts General Law Chapter 44 Section 53E1/2. Franklin High School Business Department began operating the school store at the new FHS, and with the revised guidance on Student Activities, the school store is best accounted for in a revolving account, rather than the Student Activities account. Middle Schools also operate a school store and they are currently accounting for operations in this revolving account. All purchasing of inventory for resale is funded from this account and the revenue from sales is deposited here as well.

Fee Structure:

Varies based on the items sold.

Fund Restrictions:

Funds can be used to purchase additional inventory or other items needed to operate the school store. At FHS, DECA oversees the school store and funds can be used for DECA competitions

	FY20	FY21	FY22	FY23	FY24 YTD
Beginning Balance	\$3,606	\$3,119	\$3,278	\$3,479	\$11,990
Revenue	\$2,129	\$352	\$950	\$13,646	\$9,770.39
Expenditures	\$2,616	\$193	\$749	\$5,134	\$10,842
Ending Balance	\$3,119	\$3,278	\$3,479	\$11,990	\$10,919



LOST BOOKS

Director/Program Coordinator: Building Principals

Program Description: The Lost Books Revolving Fund is used to collect fees from students who lose school property. While initially established for school textbooks, funds are also collected for lost or damaged chromebooks or other equipment issued to students. Funds can be used to purchase replacement materials.

Fee Structure: The cost of the book/item, or \$250 for lost/ intentionally damaged chromebooks

Fund Restrictions: Funds can be used to purchase replacement textbooks or chromebooks.

	FY20	FY21	FY22	FY23	FY24 YTD
Beginning Balance	\$66,720	\$76,757	\$84,919	\$97,061	\$112,666
Revenue	\$10,037	\$8,162	\$12,642	\$23,431.59	\$10,433
Expenditures	\$0	\$0	\$500	\$7,826.90	\$0
Ending Balance	\$76,757	\$84,919	\$97,061	\$112,666	\$123,099



TECHNOLOGY REVOLVING

Director/Program Coordinator: Technology Director

Program Description: The student technology revolving account was established in July, 2014 as the district began implementation of a 1:1 initiative at Franklin High School. It was expanded in 2021 when chromebooks were provided K-8 to support remote learning. In FY22, chromebooks are available for in school use in grades K-5, and between home and school use in grades 6-12. Parents are offered the option to purchase insurance for the chromebook that is issued to their student.

Fee Structure: Tiered Structure of support
\$45 per year per chromebook
\$20 per year for families who are eligible for reduced priced meals

Fund Restrictions: Funds can be used to cover accidental damage to chromebooks and the cost of repairs and/or replacement of chromebooks. The future cost of insurance for additional chromebooks can also be funded from this account.

	FY20	FY21	FY22	FY23	FY24 YTD
Beginning Balance	\$84,501	\$91,226	\$71,597	\$65,488	\$73,913
Revenue	\$61,556	\$64,996	\$54,475	\$73,679	\$64,985
Expenditures	\$54,831	\$84,625	\$60,584	\$65,254	\$69,071
Ending Balance	\$91,226	\$71,597	\$65,488	\$73,913	\$69,827



LIFELONG LEARNING REVOLVING

Director/Program Coordinator:

Executive Director of Lifelong Learning

Program Description:

The Lifelong Learning Institute is the community education branch of the Franklin Public Schools. Lifelong Learning provides educational experiences for Franklin residents (and those from surrounding towns) from preschool through retirement and beyond. This all-encompassing mission is accomplished through the efforts of dedicated employees of the Franklin Public Schools, and is supplemented with the talents of a number of our "friends in education" who partner and collaborate with us. The Lifelong Learning Institute is a fully functioning part of the Franklin Public Schools and has been in existence since the fall of 1998.

The Lifelong Learning Institute provides opportunities for Town residents (and those from surrounding towns), who may or may not have school-aged children, to access a level of educational support, a sense of belonging and a feeling of ownership, while simultaneously enjoying a quality learning experience.

Fee Structure:

Varies per program and class

Fund Restrictions:

Funds can be used to compensate employees and pay for their related healthcare costs and to pay for contracted services, equipment and materials to operate the Lifelong Learning programs.

Link to Website:

[Lifelong Learning Institute](#)

	FY20	FY21	FY22	FY23	FY24 YTD
Beginning Balance	\$691,295	\$181,660	\$124,520	\$504,024	\$685,206
Revenue	\$1,209,350	\$370,085	\$1,470,231	\$1,036,041	\$838,479
Expenditures	\$1,718,985	\$427,225	\$1,090,727	\$854,859	\$795,752
Ending Balance	\$181,660	\$124,520	\$504,024	\$685,206	\$727,932



EXTRA CURRICULAR REVOLVING

Director/Program Coordinator:	School Business Administrator in conjunction with Building Principals
Program Description:	The Extracurricular Non-Instructional Revolving account is used to account for the student activity fees that cover all clubs in which a student may participate at the High School and each Middle School. In FY25 select clubs will be offered at the elementary level.
Fee Structure:	\$75 participation fee per year allows unlimited access to all clubs.
Fund Restrictions:	Funds can be used to compensate employees or pay for contracted services, equipment and materials to operate the clubs or after-school activities.

	FY20	FY21	FY22	FY23	FY24 YTD
Beginning Balance	\$55,563	\$104,363	\$149,700	\$233,325	\$149,243
Revenue	\$49,325	\$45,600	\$84,150	\$830,300	\$47,738
Expenditures	\$525	\$263	\$525	\$111,937	\$75
Ending Balance	\$104,363	\$149,700	\$233,325	\$149,243	\$196,906



ATHLETIC REVOLVING

Director/Program Coordinator: Athletic Director

Program Description:

The Athletic Department has a broad range of opportunities for students to participate in competitive sports. The Athletic Department is funded from multiple sources: the operating budget for the District, fees charged to students for participation, donations from various team/parent supporting groups, and gate receipts. A combination of all of these funds is used to pay for coaches, officials, transportation, equipment, supplies and use of specialized facilities (ice rink, pool, gym).



Fee Structure:

\$175 for Unified Sports
\$225 for Track
\$450 for Gymnastics participants
\$500 for Hockey participants
\$250 for All other sports

Fund Restrictions:

Funds can be used to compensate employees, coaches, or pay for contracted services, equipment and materials to operate the athletic program.

Link to Website:

[Athletic Department | Franklin School District](#)

	FY20	FY21	FY22	FY23	FY24 YTD
Beginning Balance	\$577,253	\$512,362	\$740,047	\$830,300	\$718,363
Revenue	\$364,509	\$370,504	\$513,059	\$478,734	\$268,594
Expenditures	\$429,400	\$142,818	\$422,806	\$590,671	\$272,723
Ending Balance	\$512,362	\$740,047	\$830,300	\$718,363	\$714,234



MUSIC REVOLVING

Director/Program Coordinator: Music Department Director

Program Description: The Music Department has a broad range of opportunities in which students may participate. The Department is funded from multiple sources: the operating budget for the District, and donations from parent supporting groups. A combination of all of these funds is used to pay for accompanists, competition fees, transportation to events, equipment, and supplies.

Fee Structure: Privately funded from donations from Music Booster organizations

Fund Restrictions: Funds can be used to compensate accompanists, pay for competition fees, contracted services, equipment and materials to supplement the district's music program.

	FY20	FY21	FY22	FY23	FY24 YTD
Beginning Balance	\$13,175	\$15,706	\$13,575	\$20,508	\$27,619
Revenue	\$11,918	\$5,008	\$43,322	\$60,264	\$40,758
Expenditures	\$9,387	\$7,139	\$36,389	\$53,153	\$36,323
Ending Balance	\$15,706	\$13,575	\$20,508	\$27,619	\$32,053





EXAM (AP/SAT/PSAT) REVOLVING

Director/Program Coordinator: Director of Guidance

Program Description: The Exam revolving account is used to account for fees charged for Advanced Placement exams, SAT and PSAT, Seal of Bi-literacy, and other similar exam fees.

Fee Structure: Fees charged are based on the amounts charged for each of the exams by The College Board or other organization. A slight upcharge for proctoring exams may also be charged.

Fund Restrictions: Funds can be used to compensate exam proctors and to pay The College Board for the cost of the exams that students take.

	FY20	FY21	FY22	FY23	FY24 YTD
Beginning Balance	\$42,149	\$49,654	\$55,661	\$63,911	\$61,101
Revenue	\$113,198	\$135,215	\$119,394	\$118,395	\$124,589
Expenditures	\$105,693	\$129,209	\$111,144	\$121,205	\$7,944
Ending Balance	\$49,654	\$55,661	\$63,911	\$61,101	\$177,746



PROPERTY RENTAL REVOLVING

Director/Program Coordinator: School Business Administrator/ Building Use Coordinator

Program Description: The School Department allows the public to use the school building facilities for events that include meetings, sporting events, and various ceremonies. The School Department charges a rental fee to the public groups and schedules events so that there is no disruption to school activities.

Fee Structure: Various rate schedules are available on the Building Use website.

Fund Restrictions: Funds can be used to compensate the building use coordinator and other employees to be on duty for a rental event or to pay for maintenance needs for the proper upkeep of the facilities. Periodically, funds are transferred to the Town accounts to cover expenses paid for these events.

Link to Website: [Building Use | Franklin School District](#)

	FY20	FY21	FY22	FY23	FY24 YTD
Beginning Balance	\$19,608	\$19,608	\$12,286	\$13,332	\$18,887
Revenue	\$29,276	\$988	\$14,594	\$34,028	\$80,832
Expenditures	\$29,276	\$8,310	\$13,548	\$28,473	\$10,587
Ending Balance	\$19,608	\$12,286	\$13,332	\$18,887	\$89,132



TRANSPORTATION REVOLVING

Director/Program Coordinator: School Business Administrator/Coordinator of Transportation Services

Program Description: Massachusetts State Law Ch 71 section 86 mandates that the District transport students in grades K-6 who live more than 2.0 miles from the school they attend. The District may provide transportation to students in grades K-6 who live less than 2.0 miles from the school, or those who are enrolled in grades 7-12, but is not under legal mandate to do so. The District may charge for this optional transportation service. Parents needing transportation for their student who does not fall within the regulated grades or miles may avail themselves of this opportunity should they choose to pay the fee.

Fee Structure: \$360 per student annually: \$1,080 family cap after 3 students

Fund Restrictions: Funds can be used to compensate transportation employees, contracted services, equipment and materials to operate the transportation program.

Link to Website: [Transportation | Franklin School District](#)

	FY20	FY21	FY22	FY23	FY24 YTD
Beginning Balance	\$985,835	\$851,706	\$999,352	\$1,330,251	\$1,344,460
Revenue	\$179,769	\$282,382	\$686,546	\$554,336	\$181,738
Expenditures	\$313,898	\$134,737	\$355,647	\$540,126	\$328,449
Ending Balance	\$851,706	\$999,352	\$1,330,251	\$1,344,460	\$1,197,750



PRE-KINDERGARTEN REVOLVING

Director/Program Coordinator:	School Business Administrator/Early Childhood Development Center Director
Program Description:	Francis X. O' Regan Early Childhood Development Center is an integrated preschool program operated by the Franklin Public Schools. The program is designed for children who are three to five years old. Parent and community involvement is an integral part of our preschool program. The highly trained staff provides a nurturing environment that utilizes a developmentally appropriate curriculum. Multi-sensory and hands-on experiences maximize learning opportunities in the areas of social/emotional, language, motor, cognition, and daily living skills. The program features low student-teacher ratios and highly qualified public school early childhood and special education teachers and support staff. Tuition fees are collected from parents choosing to enroll their students.
Fee Structure:	Rates vary based on the number of days a student attends the program on a weekly basis. Rates can be found on the district's website
Fund Restrictions:	Funds can be used to compensate employees, to pay for related healthcare costs, contracted services, equipment and materials to operate the early childhood program.
Link to Website:	ECDC Franklin School District

	FY20	FY21	FY22	FY23	FY24 YTD
Beginning Balance	\$688,710	\$922,297	\$917,850	\$1,163,399	\$1,126,304
Revenue	\$239,565	\$115,671	\$352,797	\$357,691	\$243,048
Expenditures	\$5,978	\$120,118	\$107,248	\$394,786	\$173,996
Ending Balance	\$922,297	\$917,850	\$1,163,399	\$1,126,304	\$1,196,355



BEST BUDDIES REVOLVING

Director/Program Coordinator: Best Buddies Coordinators

Program Description: Best Buddies Franklin is a program dedicated to establishing a volunteer movement that creates opportunities for one-to-one friendships, integrated employment and leadership development for students with intellectual and developmental disabilities.

Franklin chapters are at the High School, each middle school, and beginning in FY15, the Keller Elementary School. Keller Elementary established the first Best Buddies chapter in the country at the elementary level.

Fee Structure: Private donations with occasional support from Best Buddies International support this revolving account

Fund Restrictions: Funds can be used to pay for special events for students and provide transportation or to pay for contracted services, supplies and materials to operate the Best Buddies program.

	FY20	FY21	FY22	FY23	FY24 YTD
Beginning Balance	\$200	\$700	\$700	\$690	\$690
Revenue	\$500	\$0	\$0	\$0	\$0
Expenditures	\$0	\$0	\$10	\$0	\$0
Ending Balance	\$700	\$700	\$690	\$690	\$690



FRANKLIN EDUCATIONAL FOUNDATION REVOLVING

Director/Program Coordinator: Building Principals/Grant Recipients

Program Description: The Franklin Educational Foundation (FEF) was founded in 1997 to help all grade levels in the Franklin Public Schools achieve excellence. Since inception, the FEF has donated in excess of \$300,000 to the Franklin Public Schools to benefit students in Franklin's six elementary schools, three middle schools, high school, and early childhood development center.

Fee Structure: Various grant awards from the FEF to support projects initiated by teachers and administrators within the district

Fund Restrictions: Funds can be used to purchase supplies and materials in compliance with the grants awarded or to pay for contracted services, equipment and materials to carry out the project as approved by the district and the Foundation.

Link to Website: [Franklin Education Foundation](#)

	FY17	FY18	FY19	FY20	FY21*
Beginning Balance	\$1,262	\$1,059	\$2,894	\$18,746	\$19,959
Revenue	\$17,751	\$32,355	\$24,822	\$26,408	\$0
Expenditures	\$17,954	\$30,520	\$8,970	\$26,195	\$13,608
Ending Balance	\$1,059	\$2,894	\$18,746	\$19,959	\$6,351

*At the end of FY21, remaining funds were transferred to the district gift account and tracked separately there in addition to funds donated in FY22. When individual grants are allocated to teachers again, donations will be tracked here.



SCHOOL CHOICE REVOLVING

Director/Program Coordinator: School Business Administrator

Program Description: The school choice program allows parents to send their children to schools in communities other than the city or town in which they reside. Tuition is paid by the sending district to the receiving district. Districts may elect not to enroll school choice students if no space is available. In the past 6 years, Franklin has elected not to enroll school choice students. Revenue collected is generated from students previously accepted into the program who are moving through grade levels toward graduation.

Fee Structure: No fees are associated with this program

Fund Restrictions: Funds can be used to support any expenditures for staff, materials, equipment, or services that directly enhance the quality of a district's educational programs and benefit students who currently attend a district's schools.

	FY20	FY21	FY22	FY23	FY24 YTD
Beginning Balance	\$7,751	\$11,798	\$14,831	\$0	\$0
Revenue	\$4,047	\$3,033	\$0	\$0	\$0
Expenditures	\$0	\$0	\$14,831	\$0	\$0
Ending Balance	\$11,798	\$14,831	\$0	\$0	\$0



CIRCUIT BREAKER REVOLVING

Director/Program Coordinator: School Business Administrator/Special Education Director

Program Description: The Circuit Breaker law (MGL Ch. 44:53A) authorizes the legislature to appropriate up to 75% of the cost of Special Education students that exceed four times the state average foundation cost. State reimbursement rates have averaged 75% in recent past years. With the implementation of the Student Opportunity Act in FY21, Circuit Breaker tuition reimbursement is expected to reach the maximum of 75%. Additionally, beginning with FY24, 100% of transportation costs associated with students who access the curriculum in a placement outside of the Franklin Public Schools will also be eligible for reimbursement.

Fee Structure: No fees are associated with this program

Fund Restrictions: Funds are used to offset high tuition costs for students who access the curriculum in a placement outside of the Franklin Public Schools. Beginning in FY21, fees can also be used to offset costs of transportation as well.

	FY20	FY21	FY22	FY23	FY24 YTD
Beginning Balance	\$2,760,447	\$2,734,705	\$2,768,770	\$3,073,927	\$3,337,382
Revenue	\$2,735,258	\$2,769,065	\$3,075,157	\$1,671,726	\$1,928,542
Expenditures	\$2,761,000	\$2,735,000	\$2,770,000	\$0	\$0
Ending Balance	\$2,734,705	\$2,768,770	\$3,073,927	\$3,337,382	\$5,265,924



SPECIAL EDUCATION REVOLVING

Director/Program Coordinator: Special Education Director

Program Description: The Special Education revolving fund was established to accept tuition paid by other public school districts which sent a student or students to the Franklin Public Schools for a particular program that FPS offered that fit the needs of the tuitioned-in student.

Fee Structure: Established by the Special Education Director

Fund Restrictions: Funds can be used to compensate employees, or pay for contracted services, equipment and materials to operate the program.

	FY20	FY21	FY22	FY23	FY24 YTD
Beginning Balance	\$12,683	\$12,392	\$12,287	\$9,590	\$8,184
Revenue	\$0	\$0	\$0	\$0	\$0
Expenditures	\$291	\$105	\$2,697	\$1,406	\$2,150
Ending Balance	\$12,392	\$12,287	\$9,590	\$8,184	\$6,034



GIFT REVOLVING

Director/Program Coordinator: Building Principals

Program Description: Local parent organizations and others generously donate funds to provide supplemental support to the schools. Field trips and other enrichment opportunities might not otherwise be available to students without this support. The Franklin Public Schools is grateful for this incredible financial support, as well as the countless hours of volunteer time and effort that the community contributes to ensure a high quality educational experience for its students.

Fee Structure: No fees associated with this program

Fund Restrictions: Funds can be used to pay for enrichment activities, contracted services, equipment and materials to supplement the educational program.

	FY20	FY21	FY22	FY23	FY24 YTD
Beginning Balance	\$95,352	\$95,118	\$117,795	\$96,093	\$68,376
Revenue	\$58,195	\$787,600	\$48,577	\$29,334	\$29,460
Expenditures	\$58,430	\$644,927	\$70,279	\$78,269	\$61,349
Ending Balance	\$95,118	\$147,519	\$96,093	\$68,376	\$36,488



FRANKLIN PUBLIC SCHOOLS

SCHOOL LUNCH REVOLVING

Director/Program Coordinator:

School Business Administrator/Food Service Director

Program Description:

The United States Department of Agriculture (USDA) and the Massachusetts Department of Elementary and Secondary Education (MA DESE) oversee the National School Lunch and Breakfast programs. As a participant in the programs, Franklin is required to serve meals that meet the Federal and State requirements. Families can [apply for eligibility](#) for free or reduced-priced meals. Annual revenue receipts vary based on the number of meals served.

Fee Structure:

Breakfast and Lunch fees are set annually by the School Committee and can be found on the district's website. Approved pricing for FY23* was as follows:

Elementary Lunch	\$3.25
Middle School Lunch	\$3.50
Breakfast	\$2.00
High School Lunch	\$3.75
Reduced Price Lunch	\$0.40
Milk	\$0.50

***Meals are free until June 30, 2023**

Fund Restrictions:

Funds can be used to compensate employees or to pay for related healthcare costs. In addition, funds can be used for maintenance of equipment, purchase of new equipment, or to pay for contracted services, and materials to operate the food service program.

Link to Website:

<https://www.franklinps.net/district/food-services>

	FY20	FY21	FY22	FY23	FY24 YTD
Beginning Balance	\$287,193	\$4,846	\$151,104	\$896,217	\$846,429
Revenue	\$1,235,411	\$787,600	\$2,295,979	\$2,425,864	\$1,723,529
Expenditures	\$1,518,074	\$644,927	\$1,550,866	\$2,475,652	\$1,878,089
Ending Balance	\$4,846	\$147,519	\$896,217	\$846,429	\$691,869



PROFESSIONAL DEVELOPMENT REVOLVING

Director/Program Coordinator: School Business Administrator

Program Description: The Professional Development Revolving Account was established in February, 2015 under Massachusetts General Law Chapter 71 Section 47. Franklin High School Science Department will be hosting a two week Modeling Workshops in Physics and Chemistry for science teachers around the area this summer, and the goal is to host this workshop at Franklin every summer. Modeling is a type of science inquiry strategy that was developed by the American Modeling Teachers Association (AMTA) in conjunction with Arizona State University. Modeling is supported by the National Science Foundation and has been cited as exemplary teaching pedagogy by the MA DESE. Maine and Vermont are the closest states to hold modeling workshops in this area, so it is beneficial to Franklin science teachers in the area, as well as our Hockomock neighbors, to hold these workshops here in Franklin.

Fee Structure: Varies based on the expenses incurred to hold the workshop

Fund Restrictions: Funds can be used to compensate consultants leading workshops and related travel expenses as well as supplies, refreshments, equipment and materials to operate the professional development program.

	FY20	FY21	FY22	FY23	FY24 YTD
Beginning Balance	\$0	\$0	\$0	\$0	\$0
Revenue	\$0	\$0	\$0	\$0	\$0
Expenditures	\$0	\$0	\$0	\$0	\$0
Ending Balance	\$0	\$0	\$0	\$0	\$0

FRANKLIN PUBLIC SCHOOLS

FREQUENTLY ASKED QUESTIONS (FAQs)

FY 2025 Superintendent's Recommended Budget



Q. Why should the community support the budget?

The residents of Franklin have long supported the commitment to educate our children. Horace Mann, the father of public education and integral to Franklin's historical legacy stated, "Education then, beyond all devices of human origin, is the equalizer of conditions of men, the great balance wheel of the social machinery".

The School Committee, administration and staff developed a fiscally responsible budget that promotes student achievement, protects core programs and is respectful of the current economic climate. The FY2025 Superintendent's Recommended Budget requests a 12.96% increase. Recurring revolving funds continue to be used to offset costs, which have risen more quickly than fees charged. At some point, there will likely be a need for increased community support or further reductions to obtain a balanced budget.

Chapter 70 aid from the Commonwealth of Massachusetts is not expected to increase more than \$30 per pupil for the foreseeable future, and, as a minimum aid community, Franklin already receives \$12




FRANKLIN PUBLIC SCHOOLS

million in excess base aid. The expectation for the community to increase its required contribution should not come as a surprise; the required local contribution expectation from the state has been increasing by approximately 3-5% annually in recent years, despite declining enrollment, as a result of increased median income and increased property values in town. This budget should be viewed as a long-term process of educational improvements and investments into the system.

Q. How does per pupil spending in Franklin compare with spending in other Massachusetts communities?

A Franklin Public School education is a tremendous value when you compare achievement results with the local cost to taxpayers. Based on data released by the Massachusetts Department of Elementary and Secondary Education Office of Finance in October, 2023, as of FY2022 Franklin's in-district per pupil expenditure of \$16,589 is 17.9% below the state average of \$19,566. This represents the 25th percentile of spending of all Massachusetts districts. Stated differently, on a per pupil basis, 75% of all MA school districts spend more than Franklin.

Franklin Public Schools consistently rank high in terms of student achievement and performance in academics and co-curricular activities.



Q. If approved, how will the Superintendent's Recommended FY2025 Budget impact educational services?

- Reductions will continue to be made to keep up with declining enrollment.
- Services provided in FY2024 will continue to be provided in FY2025.
- Special Education mandates will be funded and specialized programs will have support provided. Additional special educators are proposed(3.5) as well as related service providers and support staff (6.0) to accommodate the increasing needs of our students.
- Additional teachers (5.0) and support staff members will be funded for the elementary schools to maintain class sizes within district guidelines
- Math and Literacy Specialists are preserved. These positions allow us to provide more individualized academic attention to students to address learning gaps.
- Transportation, athletic, and extracurricular fees will remain consistent with FY2020 rates.
- Current educational programs will remain in place.
- Art, music, athletic and extracurricular programs remain intact.
- Teachers will continue to receive professional development.

Q. Will user fees be increased?

The FY 2025 proposed budget does not currently account for any increases to fees, nor does it account for any new fees to be implemented. However, once there is an increased level of

uncertainty as to what the Town of Franklin will be allocating to the schools, there may be a need to identify alternate funding sources to maintain this budget.

Q. Why is the school district continually facing budget gaps?

The Town of Franklin, as many municipalities in the Commonwealth of Massachusetts, is faced with structural deficits as costs and service needs rise faster than the available tax revenue. Health insurance, contractual obligations, tuition for specialized placements out-of-district, and unfunded federal and state mandates result in cost increases that continue to outpace available tax revenues. To improve municipal finances we will need to increase the available revenue townwide while we create innovative ideas to generate new sources of revenue and we continue to collaborate with Town officials to build efficiencies into our budget and operations.

Q. What has the School Committee and administration done to budget in a fiscally conservative manner?




Through partnerships we have co-written grants to help offset a variety of costs. We continue to engage with our local YMCA, Dean College, and William James College. We have been awarded grants to increase educator engagement in Social Emotional Learning initiatives and continue to seek out additional grant opportunities at the state and local level. In FY23, we received a significant math grant from DESE in support of our elementary mathematics implementation. We have also applied for similar funding to support an elementary literacy program implementation.

The Town and School Department still have consolidated facilities and technology services to reduce costs. The Town and School Department continue to explore additional areas for consolidation.

Over the last ten years we have significantly reduced and eliminated programs and positions while continuing to meet higher educational standards and accountability requirements as established by federal and state regulations. We continue to keep up with declining enrollment and reallocate funds accordingly to meet the ever-increasing needs of students and families.

Finally, revolving funds are being utilized to sustain programs over a longer period of time. As the district moves through the process of visioning and comprehensive facilities planning, further changes to the budget may result. The FY25 budget does not account for any adjustments to the current facilities.





FRANKLIN PUBLIC SCHOOLS

Q. What other federal and state funds support the operating budget?

Franklin actively seeks federal, state and private grants to supplement the operational budget to meet the needs of students.

Q. What are some other sources of financial support for the Franklin Public Schools?



The district receives significant financial support from the community. Grants from the Franklin Education Foundation support enrichment activities. Other parent and community-sponsored groups help support our programs. The Music Boosters, all the Athletic booster clubs, and the Parent Communication Councils (PCC) support the mission and vision of the school district. Without their financial support many of our needs would go unmet. Fee based programs and state reimbursements for special education costs also support programming.

Q. How will class size be impacted by this budget?

As enrollment continues to decline at Franklin High School in 2024-2025, reductions will occur. While some class sizes may improve, due to the complexity of the schedule some may still, in places, exceed School Committee guidelines. Enrollment at the elementary level has also declined but is leveling off. Enrollment is predicted to decline at the middle level. At both elementary and middle school, class sizes are forecasted to remain within School Committee guidelines with potential pockets of classes that might exceed the guidelines.



Glossary of Terms

This glossary includes definitions of terms that may be found in the budget document and other terms necessary for an understanding of the budget and budgeting process. Additional terms can be found [here](#).¹

Account Code – A system of numbering or otherwise designating accounts, entries, invoices or vouchers, etc. in such a manner that the symbol/code used quickly reveals certain required information.

Accounting System – The total structure of records and procedures that identify, record, classify, and report information on the financial position and operations of a governmental unit or any of its funds, account groups, and organizational components.

Appropriation – An authorization granted by a town meeting, city council or other legislative body to expend money and incur obligations for specific public purposes. An appropriation is usually limited in amount as to the time period within which it may be expended.

Available Funds – Balances in the various fund types that represent non-recurring revenue sources. As a matter of sound practice, they are frequently appropriated to meet unforeseen expenses, for capital expenditures, or other one time costs. Examples of available funds include free cash, stabilization funds, overlay surplus, water surplus, and enterprise net assets unrestricted (formerly retained earnings).

Budget – A plan for allocating resources to support particular services, purposes and functions over a specified period of time. (See Level Funded Budget, Performance Budget, Program Budget, Zero Based Budget)

Budget Message – A statement that, among other things, offers context by summarizing the main points of a budget, explains priorities, describes underlying policies that drive funding decisions, and otherwise justifies the expenditure plan and provides a vision for the future.



¹ Most definitions verbatim from the Massachusetts Department of Revenue, Municipal Finance Glossary. Online resource: [Municipal Finance Glossary | Mass.gov](#)

Chapter 70 School Aid – Chapter 70 refers to the school funding formula created under the Education Reform Act of 1993 by which state aid is distributed through the Cherry Sheet to help establish educational equity among municipal and regional school districts.

Cherry Sheet – Named for the cherry colored paper on which they were originally printed, the Cherry Sheet is the official notification to cities, towns and regional school districts of the next fiscal year's



FRANKLIN PUBLIC SCHOOLS

state aid and assessments. The aid is in the form of distributions, which provide funds based on formulas and reimbursements that provide funds for costs incurred during a prior period for certain programs or services.

Collective Bargaining Agreement (CBA) – An agreement between employers and employees which regulates the terms and conditions of employees in their workplace, their duties and the duties of the employer. It is usually the result of a process of collective bargaining between an employer and a union representing workers.

Common Core Standards – Learning standards developed nationally to reflect what students should know and be able to do in English/Language Arts (ELA) and Math in all grades. Also contains guidance for teachers regarding effective instructional strategies for student learning. The Common Core Standards are the basis for standardized testing.

Consumer Price Index (CPI) – The statistical measure of changes, if any, in the overall price level of consumer goods and services. The index is often called the "cost-of-living index."

Cost of Living Adjustment (COLA) – It is often used in **municipal** contracts that provide for annual or periodic increases in salaries and wages for employees over the course of the contract. The amount of an increase is most often negotiated based on a community's ability to pay, but is sometimes tied to the annual change in a specified index, i.e., consumer price index (CPI).



Curriculum Frameworks – Learning standards developed by the state, derived from the common core standards, to reflect what students should know and be able to do in ELA and Math in all grades. Also contains guidance for teachers regarding effective instructional strategies for student learning. The Massachusetts Curriculum Frameworks are the basis for standardized testing.

Curriculum Maps - Developed by the district and aligned with the Massachusetts Curriculum

Frameworks to reflect what Franklin students should know and be able to do in all subjects and in all grades. These are a work in progress in all subjects across the district.

DESE – Department of Elementary & Secondary Education (formerly Department of Education, DOE.)

Encumbrance – A reservation of funds to cover obligations arising from purchase orders, contracts, or salary commitments that is chargeable to, but not yet paid from, a specific appropriation account.

End of Year Report (EOYR) – Also called the End of Year Financial Report. It is a report required by M.G.L. c.72, s.3 to be submitted annually to the DESE containing the total revenues and expenditures, classified, for the public schools during the previous school year. It includes revenues and expenditures from all sources including town spending, appropriation budget to school department, revolving funds, and state and federal grant funds.

Expenditure – An outlay of money made by municipalities to provide the programs and services within their approved budget.

Fiscal Year (FY) – An accounting year, i.e., when the books for the year are opened and closed. Since 1974, the Commonwealth and municipalities have operated on a budget cycle that begins July 1 and ends June 30. The designation of the fiscal year is that of the calendar year in which the fiscal year ends. Since 1976, the federal government fiscal year has begun on October 1 and ended September 30.

Foundation Aid – A component of Chapter 70 state aid provided to a municipality for public education. Foundation aid is based on a municipality's foundation gap that is defined as the difference between what a community can contribute (based on ability to pay) and the total amount of the foundation budget.

Foundation Budget – The spending target imposed by the Education Reform Act of 1993 for each school district as the level necessary to provide an adequate education for all students.

Fringe Benefits – Expenditures for job-related costs provided to employees as part of their compensation. Fringe benefit costs include the employer's portion of Medicare, retirement, group insurance (health, dental, life, etc.) unemployment, workers' compensation.

Full-Time Equivalent (FTE) – This represents the number of full-time positions in a given area. A 1.0 FTE position is a full-time position, and a 0.5 FTE position is a half-time position. Typically 1.0 position equates to 35 hours per week or more.

Function – A group of related activities aimed at accomplishing a major service or program.

Fund – An accounting entity with a self balancing set of accounts that is segregated for the purpose of carrying on identified activities or attaining certain objectives in accordance with specific regulations, restrictions, or limitations.


Fund Accounting – Organizing the financial records of a municipality into multiple, segregated locations for money. A fund is a distinct entity within the **municipal** government in which financial resources and activity (assets, liabilities, fund balances, revenues, and expenditures) are accounted for independently in accordance with specific regulations, restrictions or limitations. Examples of funds include the general fund and enterprise funds. Communities whose accounting records are organized according to the Uniform **Municipal** Accounting System (UMAS) use multiple funds.

General Fund – The fund used to account for most financial resources and activities governed by the normal town meeting/city council appropriation process.

General Ledger – The accountant's record of original entry, which is instrumental in forming a paper trail of all government financial activity.

Generally Accepted Accounting Principles (GAAP) – Uniform minimum standards and guidelines for financial accounting and reporting that serve to achieve some level of standardization.

House 1 or 2 – Designation given to the Governor's annual budget request, which is submitted to the House of Representatives by the fourth Wednesday of January. Except that a newly elected governor





FRANKLIN PUBLIC SCHOOLS

has eight weeks from the day he/she takes office to submit a budget. The budget is designated House 1 in the first year of the two- year legislative session and House 2 in the second year.

Interest Based Bargaining (IBB) – A negotiating strategy in which both sides start with declarations of their interests instead of putting forward proposals, and work to develop agreements that satisfy common interests and balance opposing interests. Interest-based bargaining is also called integrative or win-win bargaining.

Line-Item Budget – A budget that separates spending into categories, or greater detail, such as supplies, equipment, maintenance, or salaries, as opposed to a program budget

Line-Item Transfer – The reallocation of a budget appropriation between two line-items within an expenditure category (e.g., salaries, expenses). Employed as a management tool, line-item transfer authority allows department heads to move money to where a need arises for a similar purpose and without altering the bottom line. Whether or not line- item transfers are permitted depends on how the budget is presented (i.e., format) and what level of budget detail town meeting approves.

Local Aid – Revenue allocated by the Commonwealth to cities, towns, and regional school districts. estimates of local aid are transmitted to cities, towns, and districts annually by the "Cherry Sheets." Most Cherry Sheet aid programs are considered general fund revenues and may be spent for any purpose, subject to appropriation.

Massachusetts Comprehensive Assessment System (MCAS) – The assessment system designed to meet the requirements of the Education Reform Law of 1993. This law specifies that the testing program must (1) test all public school students in Massachusetts, including students with disabilities and English Language Learner students, (2) measure performance based on the Massachusetts Curriculum Framework learning standards and (3) report on the performance of individual students, schools, and districts.

Minimum Required Local Contribution – The minimum that a city or town must appropriate from property taxes and other local revenues for the support of schools (Education Reform Act of 1993).

Net School Spending (NSS) – School budget and **municipal** budget amounts attributable to education, excluding long-term debt service, student transportation, school lunches and certain other specified school expenditures. A community's NSS funding must equal or exceed the NSS Requirement established annually by the Department of Education (DOE). (See Education Reform Act of 1993).

Net School Spending Requirement (NSS) – Sum of a school district's minimum required local contribution and the Chapter 70 aid received in a given fiscal year (FY) Municipalities and regional school districts must appropriate funds sufficient to the NSS requirement. In addition to the NSS requirement, funds need to be appropriated to support costs of student transportation, fixed assets, long term debt service, and other costs not part of the NSS.

Non-Recurring Revenue Source – A one-time source of money available to a city or town. By its nature, a non-recurring revenue source cannot be relied upon in future years. Therefore, such funds should not be used for operating or other expenses that continue from year-to-year. (See Recurring Revenue Source).

Objects of Expenditures – A classification of expenditures that is used for coding any department disbursement, such as "personal services," "expenses," or "capital outlay".

Operating Budget – A plan of proposed expenditures for personnel, supplies, and other expenses for the coming fiscal year.

Personnel Costs – The cost of salaries, wages and related employment benefits.

Purchase Order – An official document or form authorizing the purchase of products and services.

Purchased Services – The cost of services that are provided by a vendor.

Recurring Revenue Source – A source of money used to support **municipal** expenditures, which by its nature can be relied upon, at some level, in future years. (See Non-recurring Revenue Source)

Rethinking Equity and Teaching for English Language Learners (RETELL) – This is an initiative by Massachusetts to improve academic achievement for English Language Learners. RETELL is a systematic approach that combines mandated professional development for teachers with new curriculum and assessment requirements. According to the MA Department of Elementary and Secondary Education, this initiative will impact “tens of thousands of educators” and by extension, students.

Requisition – Form used by the requesting department when ordering products and services from external vendors. This document generates a Purchase Order.

Revenues – All monies received by a governmental unit from any source.

Revolving Fund – Allows a community to raise revenues from a specific service and use those revenues without appropriation to support the service. For departmental revolving funds, MGL Ch. 44 §53E½ stipulates that each fund must be re-authorized each year at annual town meeting or by city council action, and that a limit on the total amount that may be spent from each fund must be established at that time. The aggregate of all revolving funds may not exceed ten percent of the amount raised by taxation by the city or town in the most recent fiscal year, and no more than one percent of the amount raised by taxation may be administered by a single fund. Wages or salaries for full-time employees may be paid from the revolving fund only if the fund is also charged for all associated fringe benefits.

Special Revenue Fund – Funds, established by statute only, containing revenues that are earmarked for and restricted to expenditures for specific purposes. Special revenue funds include receipts reserved for appropriation, revolving funds, grants from governmental entities, and gifts from private individuals or organizations.

Unfunded Mandate – A requirement imposed by law, regulation or order without underlying financial support, thereby resulting in direct or indirect costs to the body made responsible for its implementation.


Uniform Municipal Accounting System (UMAS) – UMAS succeeds the so-called Statutory System (STAT) and is regarded as the professional standard for **municipal** accounting in Massachusetts. As a uniform system for local governments, it conforms to Generally Accepted Accounting Principles (GAAP), offers increased consistency in reporting and record keeping, as well as enhanced comparability of data among cities and towns.

Uniform Procurement Act – Enacted in 1990, MGL Ch. 30B establishes uniform procedures for local governments to use when contracting for supplies, equipment, services and real estate. The act is implemented through the Office of the Inspector General. (See Massachusetts Certified Public Purchasing Official).



FRANKLIN PUBLIC SCHOOLS

Warrant – An authorization for an action. A treasury warrant authorizes the treasurer to pay specific bills. The assessors' warrant authorizes the tax collector to collect taxes in the amount and from the persons listed, respectively.



Massachusetts Department of Elementary and Secondary Education

Office of School Finance

FY25 Chapter 70 Determination of City and Town Total Required Contribution**101 Franklin****Effort Goal**

1) 2022 equalized valuation	\$6,739,455,100
2) Uniform property percentage	0.39%
3) Local effort from property wealth	\$26,297,050
4) 2021 income	\$2,160,179,000
5) Uniform income percentage	1.43%
6) Local effort from income	\$30,887,349
7) Combined effort yield (3 + 6)	\$57,184,399
8) FY25 Foundation budget	\$70,522,096
9) Maximum local contribution (82.5% * 8)	\$58,180,730
10) Target local contribution (lesser of 7 or 9)	\$57,184,399
11) Target local share (10 as % of 8)	81.09%
12) Target aid share (100% minus 11)	18.91%

FY25 Increments Toward Goal

13) FY24 required local contribution	\$49,918,273
14) Municipal revenue growth factor (DOR)	4.90%
15) FY25 preliminary contribution (13 raised by 14)	\$52,364,268
16) Preliminary contribution pct of foundation (15 / 8)	74.25%

If preliminary contribution is above the target share:

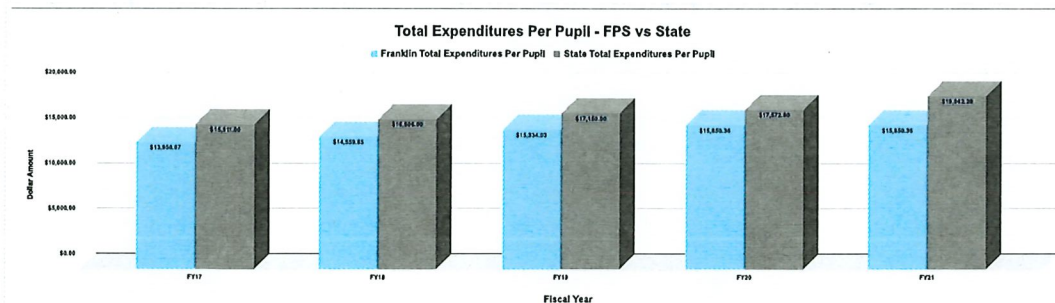

17) Excess local effort (15 - 10)	
18) 100% reduction toward target (17 x 100%)	
19) FY25 required local contribution (15 - 18), capped at 90% of foundation	
20) Contribution as percentage of foundation (19 / 8)	

If preliminary contribution is below the target share:

21) Shortfall from target local share (10 - 15)	\$4,820,131
22) Shortfall percentage (11 - 16)	6.84%
23) Added increment toward target (13 x 1% or 2%)*	\$499,183
*1% if shortfall is between 2.5% and 7.5%; 2% if shortfall > 7.5%	
24) Special increment toward 82.5% target**	0
**if combined effort yield > 175% foundation	
Combined effort yield as % of foundation	
25) Shortfall from target after adding increments (10 - 15 - 23 - 24)	\$4,320,948
26) FY25 required local contribution (15 + 23 + 24)	\$52,863,451
27) Contribution as percentage of foundation (26 / 8)	74.96%

Fiscal Year	Enrollment	Franklin In-District Expenditures Per Pupil	State In-District Expenditures Per Pupil
FY21	4822	\$14,697.65	\$18,518.66
FY20	5082	\$14,697.65	\$16,978.49
FY19	5236	\$14,276.06	\$16,588.00
FY18	5290	\$13,493.32	\$15,953.00
FY17	5407	\$12,938.71	\$15,350.00
FY16	5443	\$12,505.00	\$14,970.00
FY15	5635	\$11,683.00	\$14,437.00
FY14	5732	\$11,072.00	\$13,988.00
FY13	5909	\$10,257.00	\$13,509.00
FY12	5923	\$10,239.00	\$13,122.00
FY11	6034	\$9,940.00	\$12,890.00

Fiscal Year	Enrollment	Franklin Total Expenditures Per Pupil	State Total Expenditures Per Pupil
FY21	5311	\$15,850.36	\$19,062.20
FY20	5571	\$15,850.36	\$17,572.80
FY19	5677	\$15,334.03	\$17,150.00
FY18	5740	\$14,559.65	\$16,506.00
FY17	5,886	\$13,950.07	\$15,911.00
FY16	5948	\$13,310.00	\$15,488.00
FY15	6160	\$12,435.00	\$14,942.00
FY14	6252	\$11,888.00	\$14,521.00
FY13	6435	\$11,131.00	\$14,023.00
FY12	6450	\$11,108.00	\$13,637.00
FY11	6539	\$10,708.00	\$13,354.00



Fiscal Year	Enrollment	Franklin In-District Expenditures Per Pupil	State In-District Expenditures Per Pupil
FY21	4822	\$14,697.65	\$18,518.66
FY20	5082	\$14,697.65	\$16,978.49
FY19	5236	\$14,276.06	\$16,588.00
FY18	5290	\$13,493.32	\$15,953.00
FY17	5407	\$12,938.71	\$15,350.00
FY16	5443	\$12,505.00	\$14,970.00
FY15	5635	\$11,683.00	\$14,437.00
FY14	5732	\$11,072.00	\$13,988.00
FY13	5909	\$10,257.00	\$13,509.00
FY12	5923	\$10,239.00	\$13,122.00
FY11	6034	\$9,940.00	\$12,890.00

Fiscal Year	Enrollment	Franklin Total Expenditures Per Pupil	State Total Expenditures Per Pupil
FY21	5311	\$15,850.36	\$19,062.20
FY20	5571	\$15,850.36	\$17,572.80
FY19	5677	\$15,334.03	\$17,150.00
FY18	5740	\$14,559.65	\$16,506.00
FY17	5,886	\$13,950.07	\$15,911.00
FY16	5948	\$13,310.00	\$15,488.00
FY15	6160	\$12,435.00	\$14,942.00
FY14	6252	\$11,888.00	\$14,521.00
FY13	6435	\$11,131.00	\$14,023.00
FY12	6450	\$11,108.00	\$13,637.00
FY11	6539	\$10,708.00	\$13,354.00

