



## FRANKLIN PUBLIC SCHOOLS

### District Achievement Profile

The achievement of students in the Franklin Public Schools is measured in a variety of ways. There are local assessments as well as standardized tests in which students at various levels participate. Students continued to attend school in a remote model of instruction from March 2020-June 2020. Students participated and were administered local assessments as appropriate.

As a result of the Coronavirus Pandemic, standardized test results for 2020 are unavailable as students did not engage in testing. Similarly, the state did not assign Accountability rankings due to the lack of MCAS data. During this past year, based on the previous year's results, the J.F. Kennedy Elementary School was recognized as a National Blue Ribbon School for both high achievement scores and high measures of student growth. The Davis Thayer Elementary School was also designated as a School of Recognition.

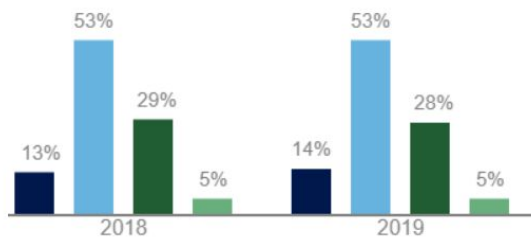
[The link for the 2019-2020 District and School Report Cards is here.](#)



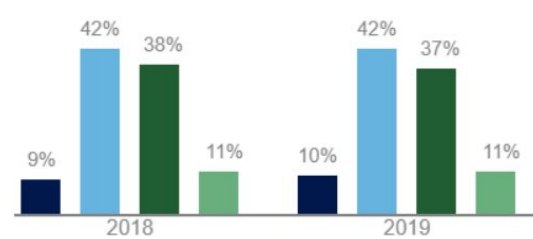
## Student Performance on MCAS

Note: The Massachusetts Department of Elementary and Secondary Education did not administer spring 2020 MCAS for the 2019-2020 school year due to cancellation of state assessments and school closures related to COVID-19. The student achievement information below represents results from 2018 and 2019.

### English/Language Arts - Grades 03-08 Two year comparison to the State



**Our District**

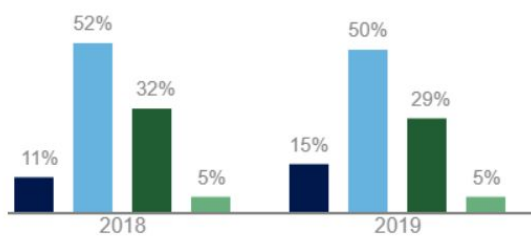


**Massachusetts**

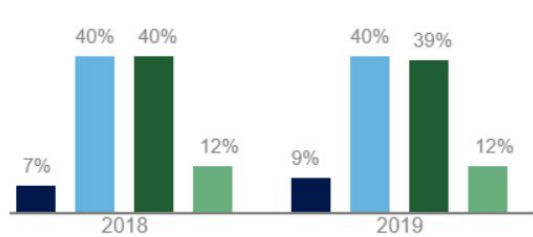
Exceeding Expectations  
Partially Meeting Expectations

Meeting Expectations  
Not Meeting Expectations

### Mathematics - Grades 03-08 Two year comparison to the State



**Our District**



**Massachusetts**

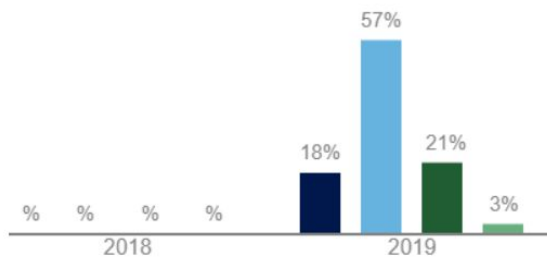
Exceeding Expectations  
Partially Meeting Expectations

Meeting Expectations  
Not Meeting Expectations

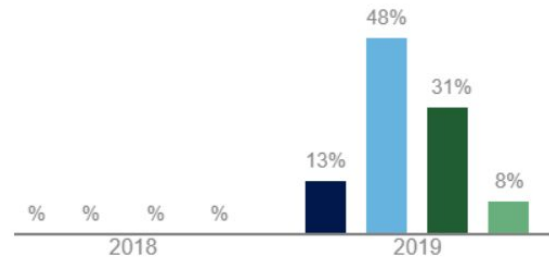


## FRANKLIN PUBLIC SCHOOLS

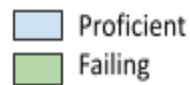
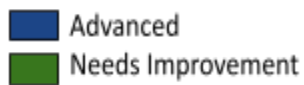
### English/Language Arts - Grade 10 Two year comparison to the State



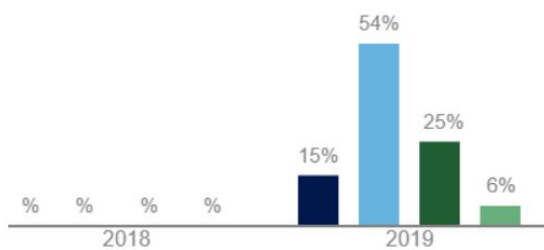
**Our District**



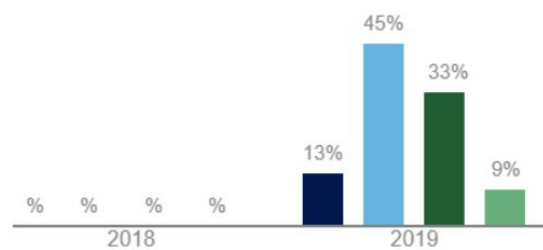
**Massachusetts**



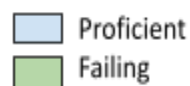
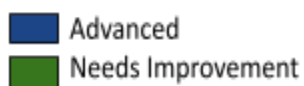
### Mathematics - Grades 10 Two year comparison to the State



**Our District**

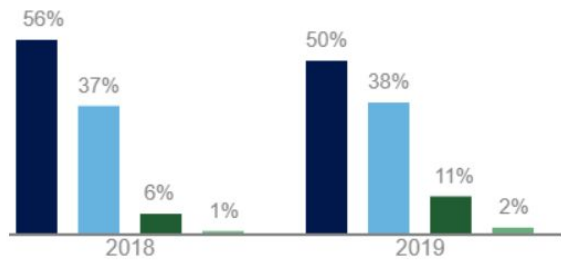


**Massachusetts**

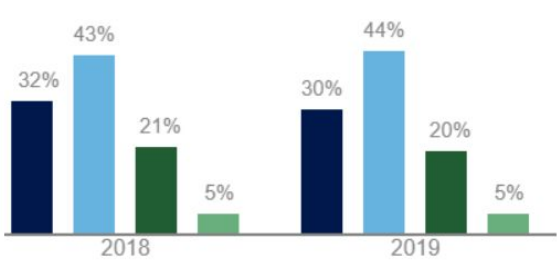




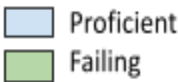
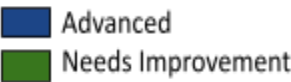
Science - Grade 10 Two year comparison to the State



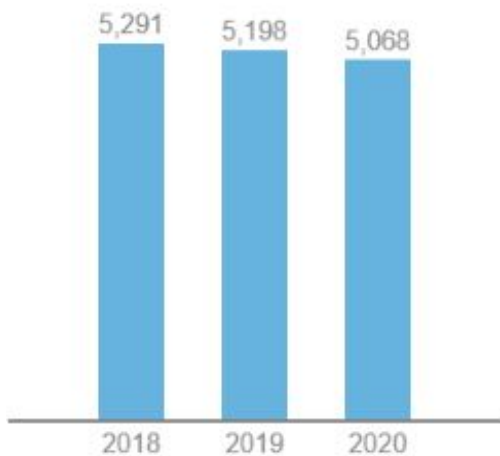
Our District



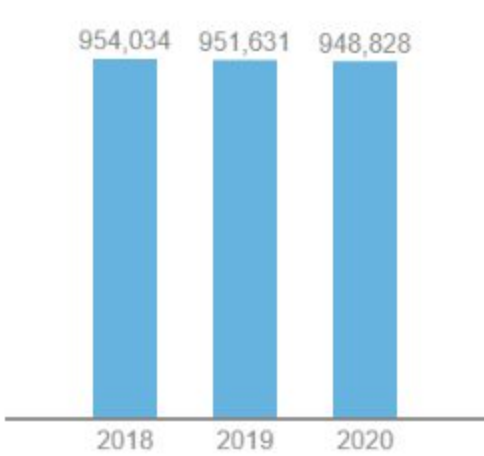
Massachusetts



Student Enrollment compared to the State over the past 3 years



Our District



Massachusetts

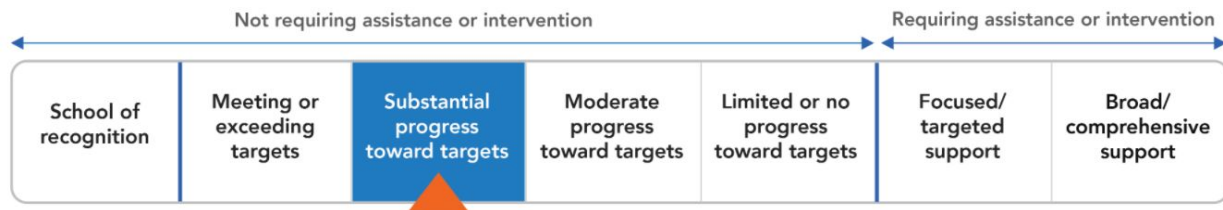


## FRANKLIN PUBLIC SCHOOLS

99.6% of Franklin Teachers are licensed. 88.4% are experienced as well.



## Overall Classification

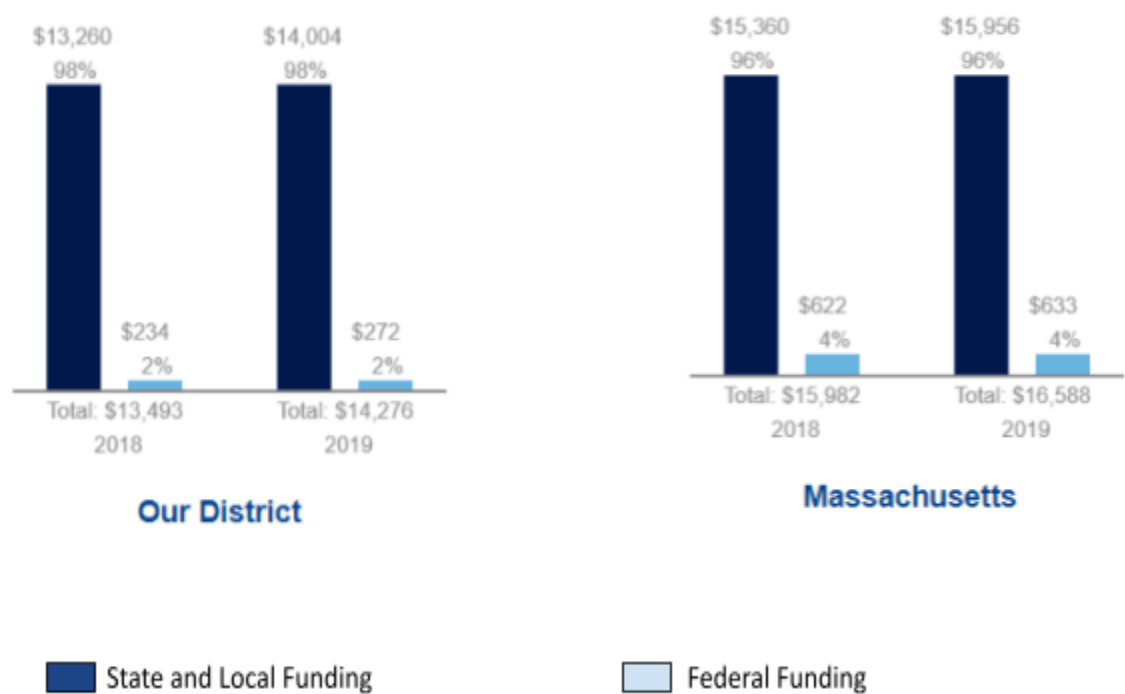


Notes: Davis Thayer Elementary School was designated as a School of Recognition based on high growth and JF Kennedy Elementary School was designated as a School of Recognition for exceeding targets and was one of 6 schools in the state recognized as a National Blue Ribbon School



Finance

The total dollars spent per student, broken down by the source of funds. Funding comes from federal, state, and local sources. The amount of money spent per student depends on many factors, including student enrollment, staffing, special programs, and whether the school receives state or federal grant funds.



Source: MA DESE [School and District Report Cards](#)

For additional data about Franklin, please visit MA DESE [School and District Profiles](#)