

FRANKLIN PUBLIC SCHOOLS

District Achievement Profile

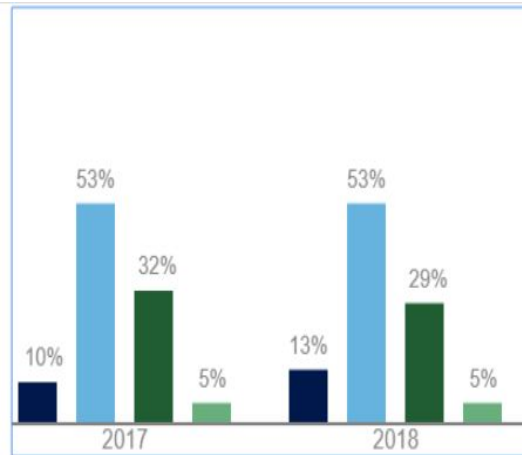
The achievement of students in the Franklin Public Schools is measured in a variety of ways. There are local assessments as well as standardized tests in which students at various levels participate. The Massachusetts Comprehensive Assessment System (MCAS) is administered in grades 3-8 and grade 10 in English Language Arts (ELA) and Mathematics. It is also administered in Science for grades 5 and 8 and grade 9 Biology. On all tests, in all grades and subjects, our students achieved in 2019 at high levels in the aggregate, especially as compared to the results across Massachusetts for each test. Across the district there subgroups that continue to warrant our attention, particularly our high needs subgroups. The link for the [2018-2019 District and School Report Cards are here](#). The link for the District and School Improvement Plans are <https://www.franklinps.net/district/improvement-plans>



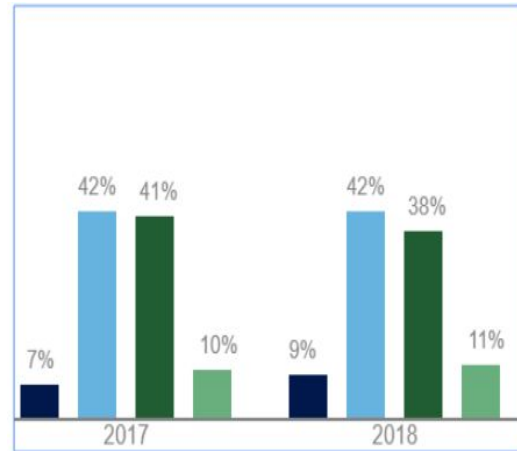


Student Performance on MCAS

English/Language Arts - Grades 03-08 Two year comparison to the State



Our District

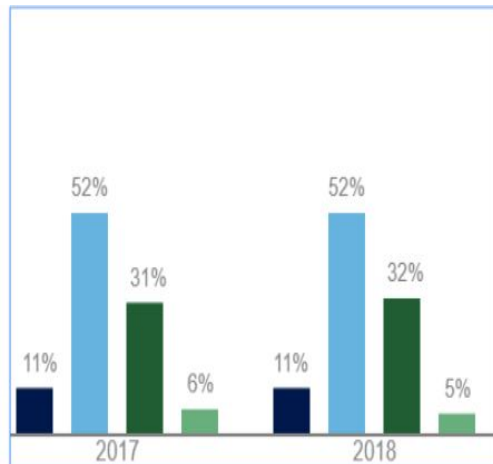


Massachusetts

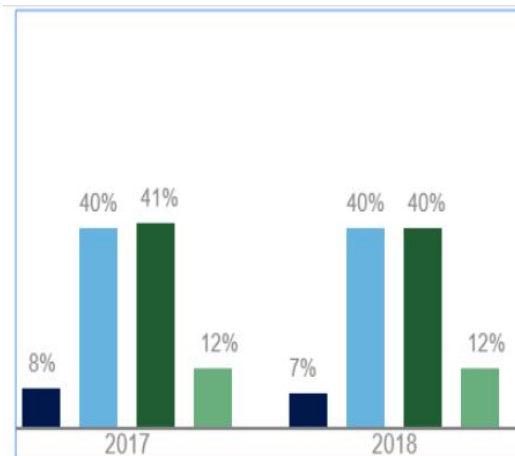
Exceeding Expectations
Partially Meeting Expectations

Meeting Expectations
Not Meeting Expectations

Mathematics - Grades 03-08 Two year comparison to the State



Our District



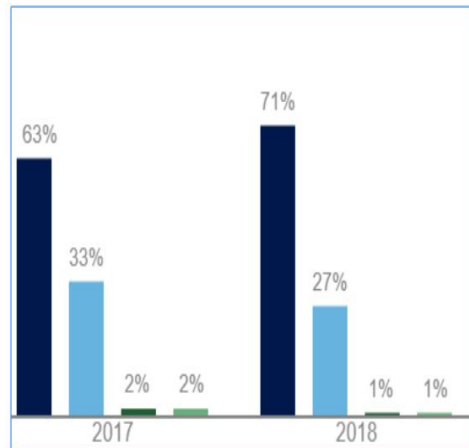
Massachusetts

Exceeding Expectations
Partially Meeting Expectations

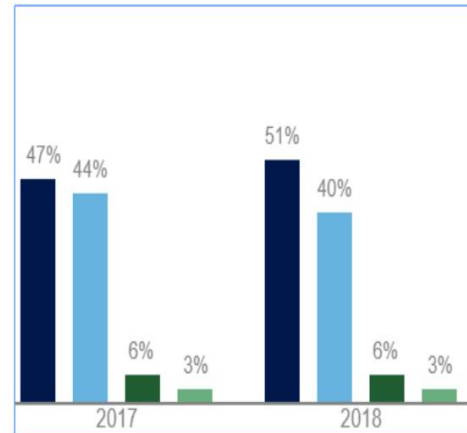
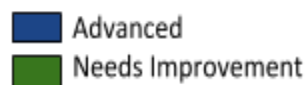
Meeting Expectations
Not Meeting Expectations

FRANKLIN PUBLIC SCHOOLS

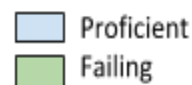
English/Language Arts - Grade 10 Two year comparison to the State



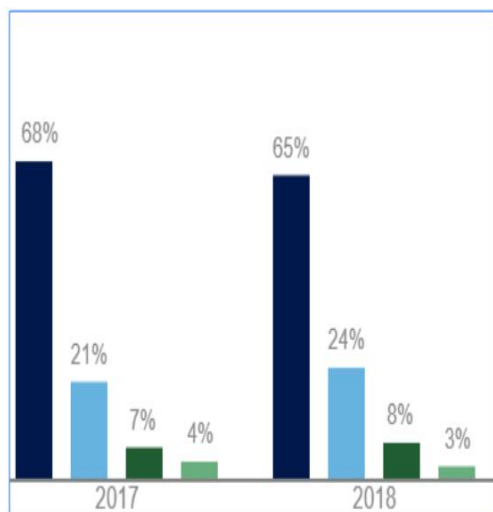
Our District



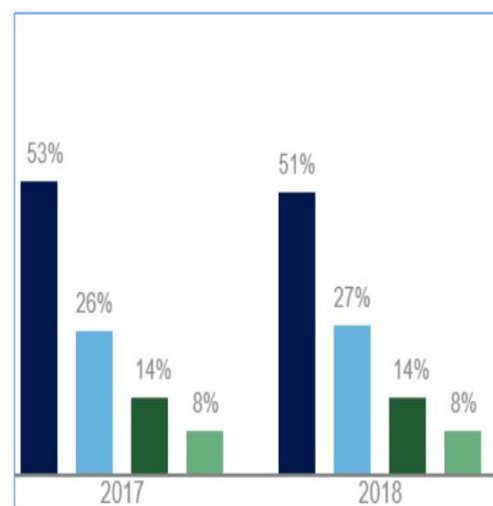
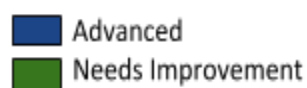
Massachusetts



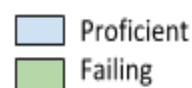
Mathematics - Grades 10 Two year comparison to the State



Our District

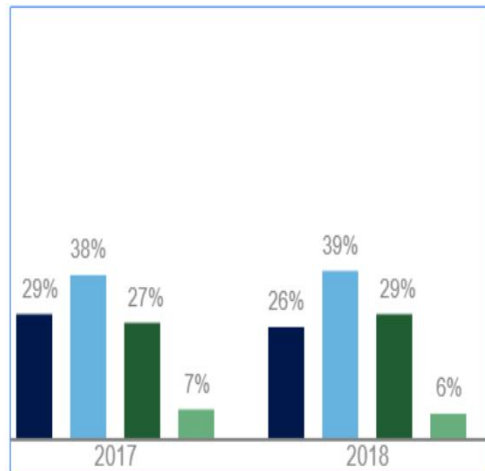


Massachusetts

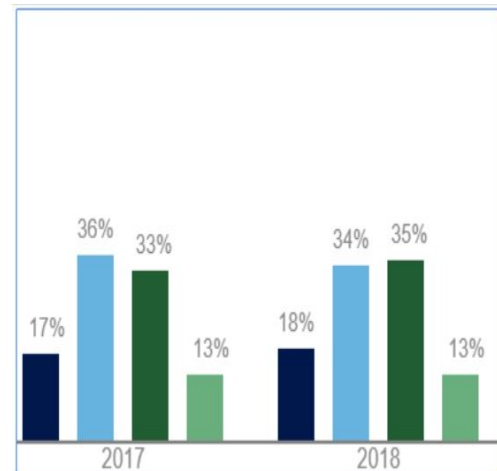




Science - All Grades Two year comparison to the State



Our District

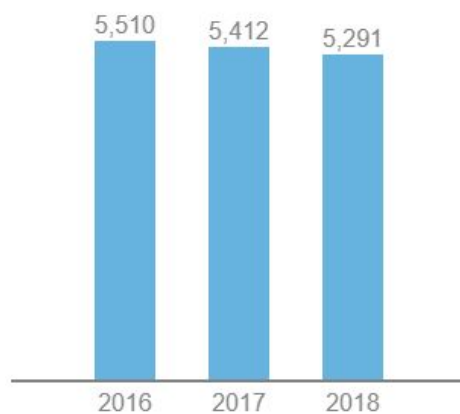


Massachusetts

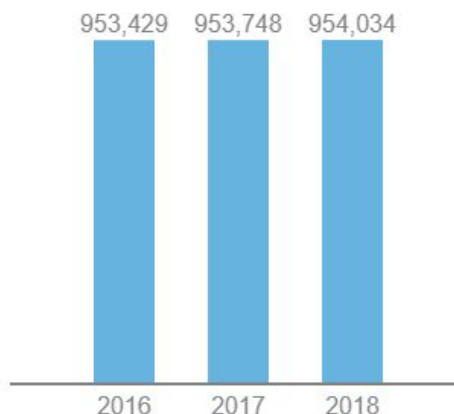
Advanced
 Needs Improvement

Proficient
 Failing

Student Enrollment compared to the State over the past 3 years



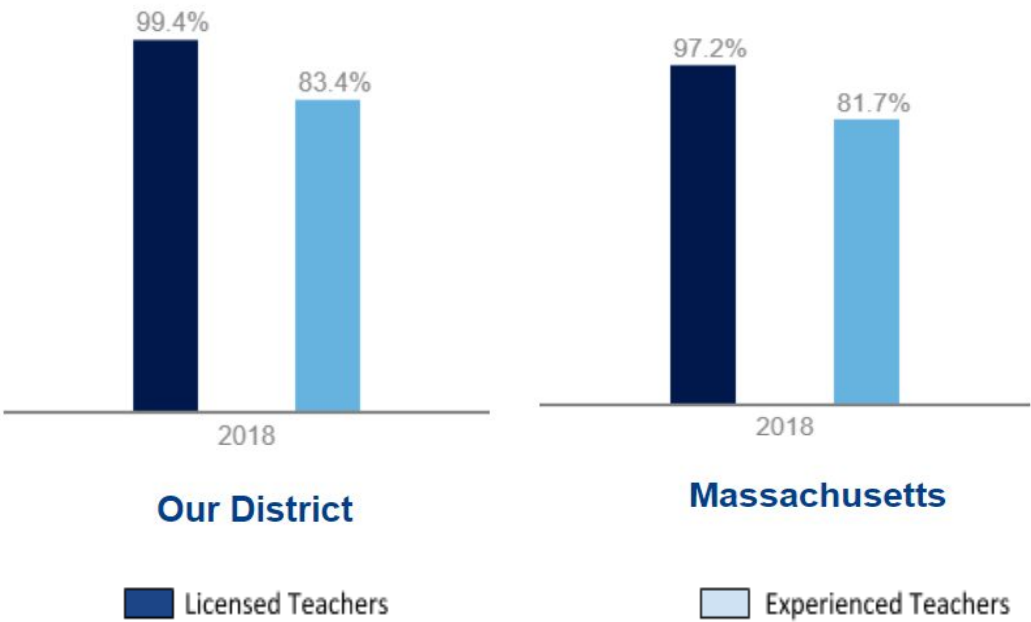
Our District



Massachusetts

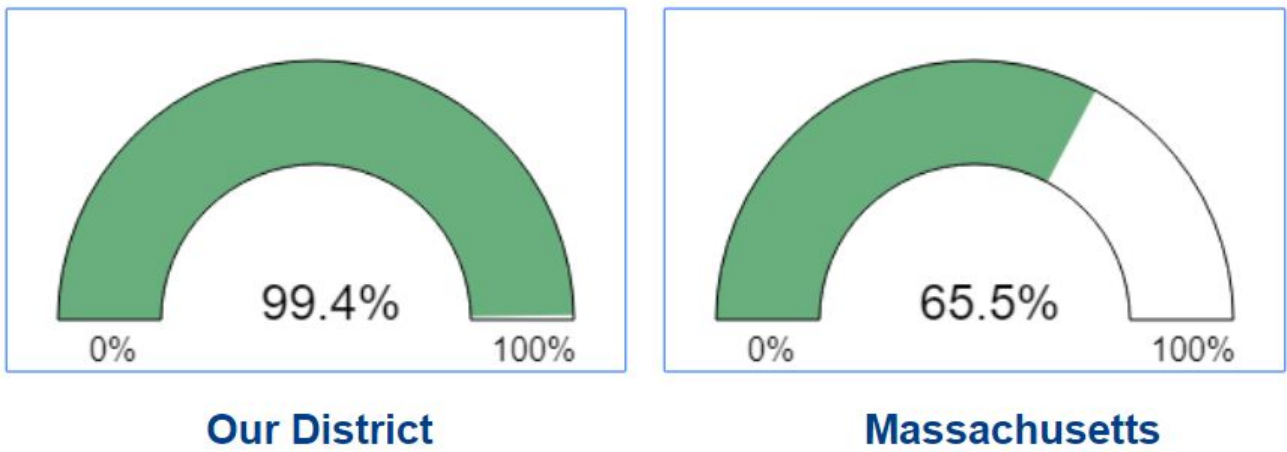
FRANKLIN PUBLIC SCHOOLS

Ninety nine point four percent of Franklin Teachers are licensed. Eighty three point four percent are experienced as well.



Advanced Coursework Completion

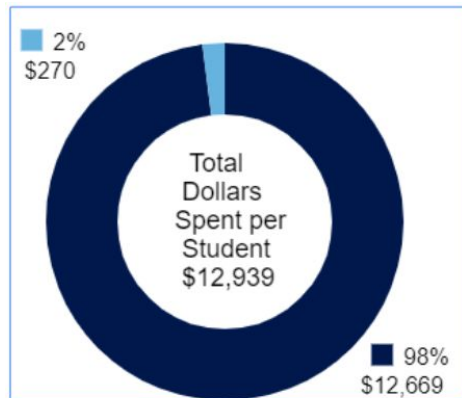
Ninety nine point four percent of 11th and 12th grade students complete at least one advanced course. Advanced courses include: Advanced Placement, International Baccalaureate, dual enrollment for credit, and other rigorous math and science courses.



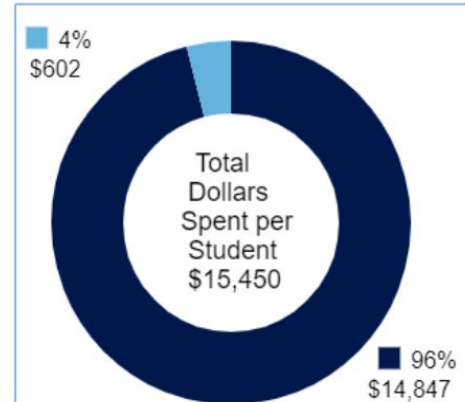


Finance

The total dollars spent per student, broken down by the source of funds. Funding comes from federal, state, and local sources. The amount of money spent per student depends on many factors, including student enrollment, staffing, special programs, and whether the school receives state or federal grant funds.



Our District



Massachusetts

■ State and Local Funding

■ Federal Funding

Source: MA DESE [School and District Report Cards](#)

For additional data about Franklin, please visit MA DESE [School and District Profiles](#)