

FRANKLIN PUBLIC SCHOOLS

District Achievement Profile

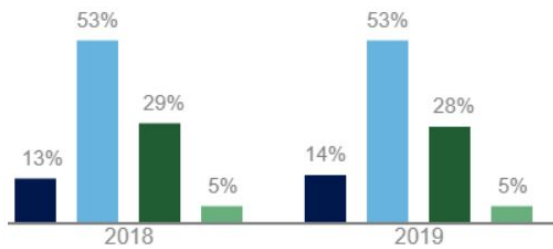
The achievement of students in the Franklin Public Schools is measured in a variety of ways. There are local assessments as well as standardized tests in which students at various levels participate. The Massachusetts Comprehensive Assessment System (MCAS) is administered in grades 3-8 and grade 10 in English Language Arts (ELA) and Mathematics. It is also administered in Science for grades 5 and 8 and grade 9 Biology. On all tests, in all grades and subjects, our students achieved in 2019 at high levels in the aggregate, especially as compared to the results across Massachusetts for each test. Across the district, there are subgroups that continue to warrant our attention, particularly our high needs subgroups. The link for the [2019-2020 District and School Report Cards are here](#). Here is the link for the District and School Improvement Plans <https://www.franklinps.net/district/improvement-plans>.



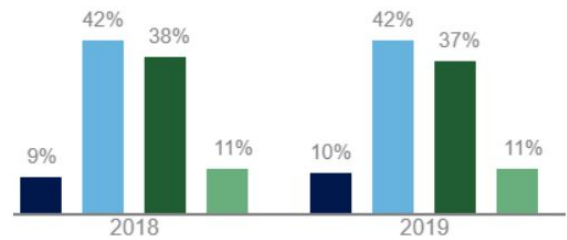


Student Performance on MCAS

English/Language Arts - Grades 03-08 Two year comparison to the State



Our District

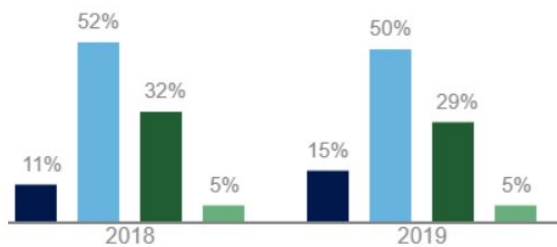


Massachusetts

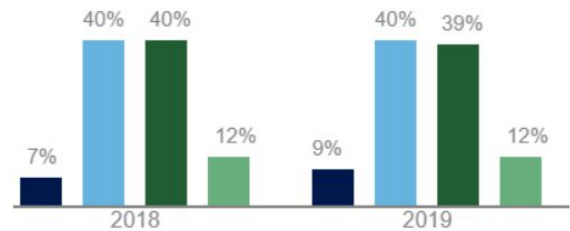
Exceeding Expectations
 Partially Meeting Expectations

Meeting Expectations
 Not Meeting Expectations

Mathematics - Grades 03-08 Two year comparison to the State



Our District



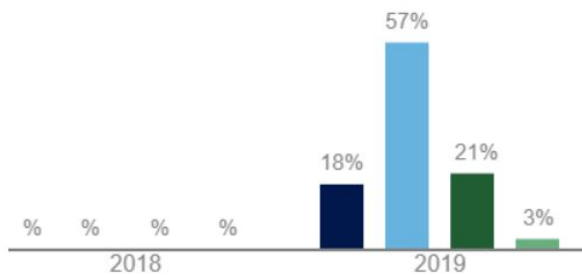
Massachusetts

Exceeding Expectations
 Partially Meeting Expectations

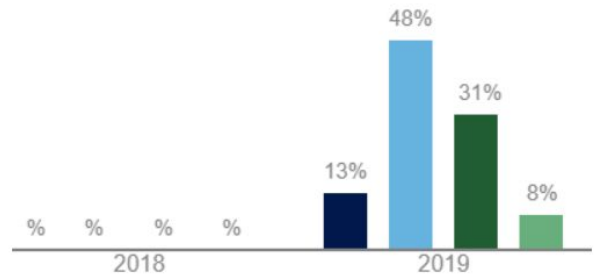
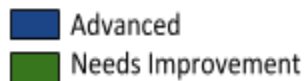
Meeting Expectations
 Not Meeting Expectations

FRANKLIN PUBLIC SCHOOLS

English/Language Arts - Grade 10 Two year comparison to the State



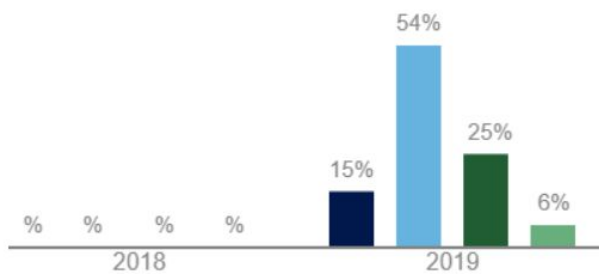
Our District



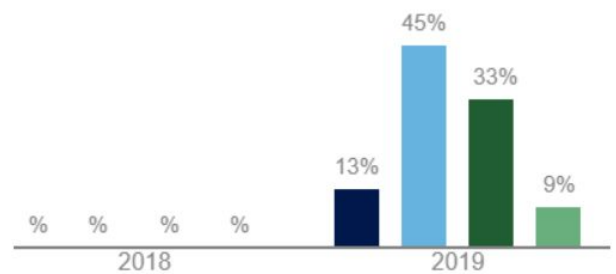
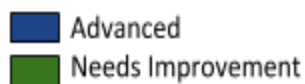
Massachusetts



Mathematics - Grades 10 Two year comparison to the State



Our District

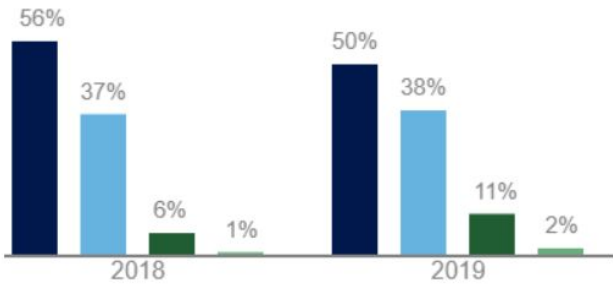


Massachusetts

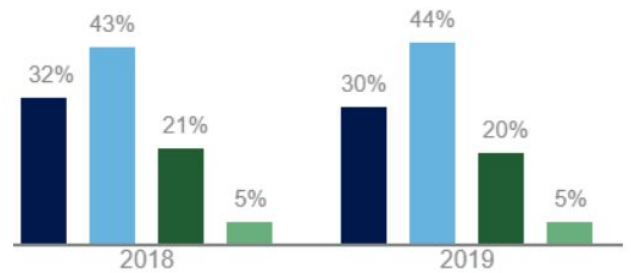
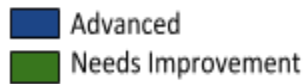




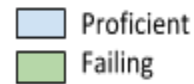
Science - Grade 10 Two year comparison to the State



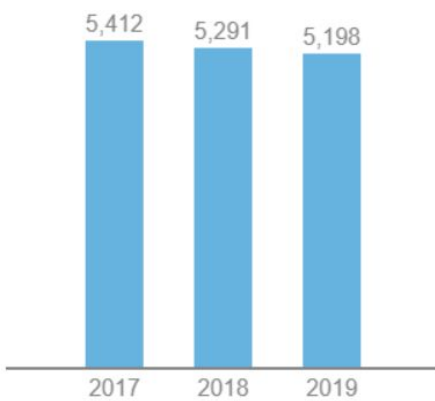
Our District



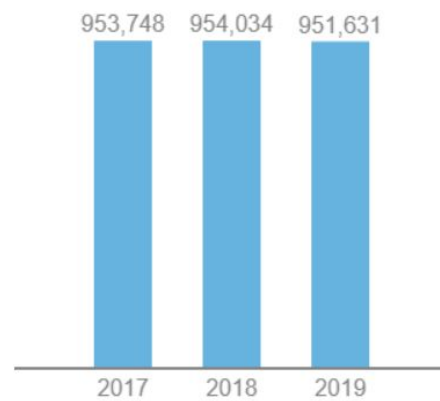
Massachusetts



Student Enrollment compared to the State over the past 3 years



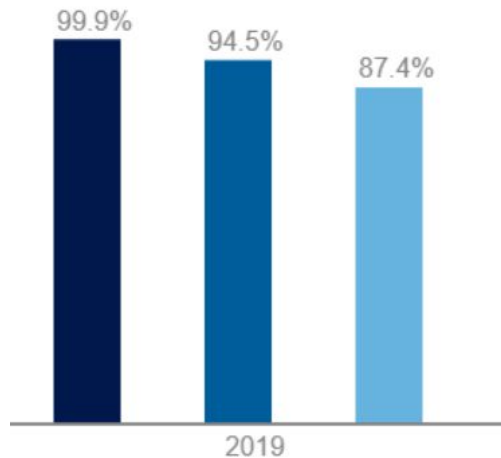
Our District



Massachusetts

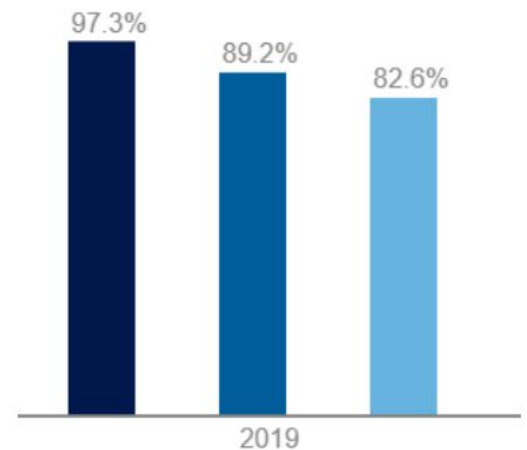
FRANKLIN PUBLIC SCHOOLS

Ninety nine point nine percent of Franklin Teachers are licensed. Eighty seven point four percent are experienced as well.



Our District

■ Licensed Teachers

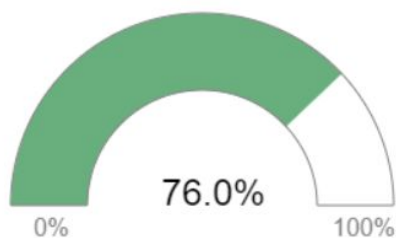


Massachusetts

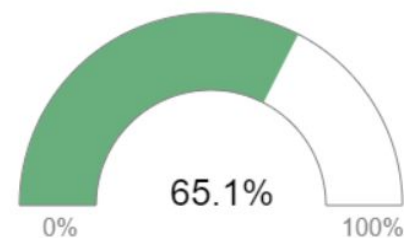
■ Experienced Teachers

Advanced Coursework Completion

Ninety nine point four percent of 11th and 12th grade students complete at least one advanced course. Advanced courses include: Advanced Placement, International Baccalaureate, dual enrollment for credit, and other rigorous math and science courses.



Our District

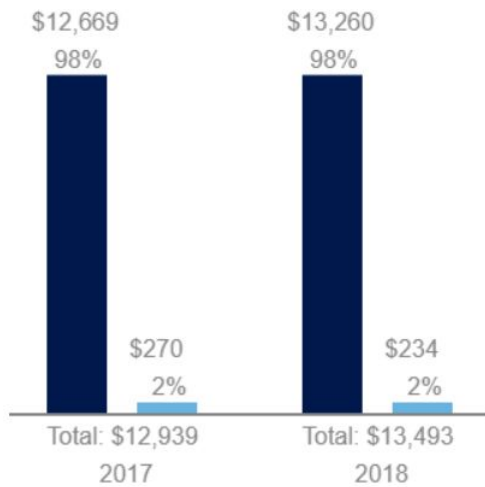


Massachusetts



Finance

The total dollars spent per student, broken down by the source of funds. Funding comes from federal, state, and local sources. The amount of money spent per student depends on many factors, including student enrollment, staffing, special programs, and whether the school receives state or federal grant funds.



Our District



Massachusetts

■ State and Local Funding

■ Federal Funding

Source: MA DESE [School and District Report Cards](#)

FRANKLIN PUBLIC SCHOOLS

For additional data about Franklin, please visit MA DESE [School and District Profiles](#)