

## Franklin Public Schools



### *Franklin School Committee 2014-2015*

*Back Row: Kevin O'Malley, John Jewell, Trevor Clement*

*Front Row: Cynthia Douglas, Susan Rohrbach, Paula Mullen-Chair, Roberta Trahan-Vice Chair*

On behalf of the students, parent, faculty and the community we are pleased to submit this report about the activities and accomplishments of the Franklin Public Schools for the 2014-2015 school year.

The school year celebrated the official opening of the New FHS on September 1, 2014. Our faculty and administration began a journey together to learn about the new high school. The technology and innovative instructional spaces would have positive impact on the educational outcomes for students. The opening of the new HS signaled the implementation of a 1-1 technology initiative and all students and staff were assigned security lanyards. New labs and instructional spaces allowed our faculty to offer innovative courses that are not available to many college students. We opened with an additional 130 students on the first day of school. September 20, 2014 marked the official opening of the building with a celebration that included the entire community. In October a sprinkler head burst

at the Annie Sullivan Middle school causing that school to be closed for four days. The 2014-2015 school year was marked by one of the most challenging winters in recent memory.

Back -to- back blizzards in February, 2015 made opening schools a challenge and as the snow piled up it had to be hauled off by trucks. In spring of 2015, the Helen Keller Elementary School was awarded a pilot program for a Best Buddies program. As the first K-5 Best Buddies Program in the world we are excited to make this club a success. During the 2014-2015 academic year our students excelled scholastically, athletically, in the arts and in all extracurricular activities while making a profound impact on their community with a wide range of community service projects. We implemented EnVisions Math at the elementary level and as a district we participated in the PARCC Assessment pilot. While we had a few glitches our implementation was successful. We collected feedback from student and staff and shared the data with state education officials. Our faculty and staff

are passionate in their work with our students and they are tireless in seeking new opportunities for all students. As advocates for public education, we extend our collective appreciation to the many employees and residents of the Franklin community who provide support for the Franklin Public Schools.



Kristen Dumas

## ∞ Vision Statement ∞

The Franklin Public Schools will foster within its students the knowledge and skills to find and achieve satisfaction in life as productive global citizens.

## ∞ Mission Statement ∞

The Franklin Public Schools, in collaboration with the community, will cultivate each student's intellectual, social, emotional and physical potential through rigorous academic inquiry and informed problem solving skills within a safe, nurturing and respectful environment.

## ∞ Core Values ∞

### Student Achievement

All students are entitled to academic excellence, appropriate facilities and quality materials and instruction.

### Social / Civic Expectations

Students will become engaged, responsible citizens who respect the dignity and diversity of all individuals and cultures.

### School Climate

Through our words and our actions, we create a culture of civility, thoughtfulness, appreciation and approachability.

### School / Community Relationships

An active commitment among family, community and schools is vital to student learning.

### Community Resources for Learning

We partner with all members of the community to exchange ideas, solve problems and build a comprehensive educational experience.

The FY2016 proposed school district budget is driven by two key factors:

### Personnel Salaries and Contractual Obligations:

The FY2016 proposed budget includes funding for all known collective bargaining increases. The overall salary recommendation does not include costs for employees who are expected to be absent for the year due to an unpaid leave of absence. The net increase in personnel costs amounts to \$1,072,091.

Human resources continue to be our most valuable asset as indicated by the fact that eighty-five percent of the FY2016 budget is comprised of salaries and health benefits. The remaining fifteen percent accounts for payment for students attending out-of-district placements, transportation, and other expenses, mainly supplies and contracted services.

## **New Positions:**

### **Secondary Level:**

The FY2016 proposed budget includes funding for four new middle school teaching positions in an effort to maintain class sizes with increasing enrollment at the middle level. A .6FTE English Language Learning specialist is included to maintain compliance with regulations to address the needs of students whose primary language is not English. One high school teacher is included to address the increase in enrollment.

### **Elementary Level:**

Three elementary math specialists are included in the proposed FY2016 budget. Massachusetts Curriculum Frameworks were revised in 2011 and we are still in the process of aligning and adjusting. The math specialists have been an integral part of this work and the work will continue for the next few years, especially as we move into next generation testing.

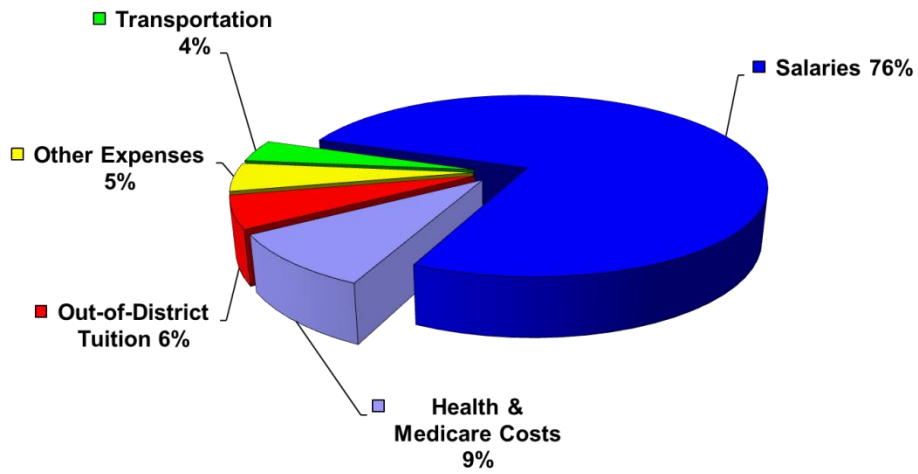
The adoption of enVisions math is assisting us in the implementation of the new standards. However, there is much work to be done to support teachers and students. The current math specialists have been charged with creating 4 benchmark assessments in all grades to ensure consistency across the district. These are to be used as common assessments and to supplement enVisions with real world problem solving. The benchmarks incorporate questions similar to those found on statewide testing. The assessments within enVisions are more simplistic and do not have enough rigor for our students. Creation, implementation, monitoring, and analyzing these assessments is time-consuming, but yields valuable information about the program and student progress.

This is the third year that we have been working with the workshop model in our math classes. The model is similar to what has been used successfully in literacy. This allows us to formatively assess each student and differentiate the work according to what is needed for success. Teachers have needed ongoing support from the math specialists, who have been creating and delivering high quality professional development experiences for teachers in their role as instructional coaches. The goal is that with increased capacity internally, we will reduce our need for external consultants in the future. This is the model used in literacy, but requires the math specialists to have the time to plan and develop these programs. Additional math specialists in the proposed FY2016 budget would allow for one full time equivalent position at each elementary school to build capacity.

### **Health Care Benefits:**

For FY 2016, health care premiums were expected to increase 10.9%, \$482,361. The Town and School administration and the Insurance Advisory Committee continued to explore ways to reduce health care costs while at the same time improve overall health and wellness of employees. We anticipate the need to change insurance carriers to see a smaller increase of 4.7% or \$211,849. In addition, the establishment of a wellness committee has been instrumental in providing additional opportunities for all employees to improve their physical health and well-being. At this time, as Franklin's Insurance Advisory Committee continues to work towards keeping premium increases to a minimum, the Town and its employees have obtained significant cost savings over the past several years. We are encouraged by this level of collaboration and we continue to explore additional cost containment measures.

**FY2016 Proposed Budget  
\$56,950,000**



**Summary by Function by Line Item**

## FY2016 Proposed Franklin School District Budget

	FY12 Actual	FY13 Actual	FY14 Actual (unaudited)	FY15 Approved Budget	FY15 Revised Budget	FY16 Proposed Budget	Amount of Increase/De crease	Percentage Change
1110-School Committee Total	7,793	6,635	6,524	13,108	13,108	47,108	34,000	259.38%
1210-Superintendent's Office Total	255,346	253,918	265,229	261,209	283,059	276,346	(6,713)	-2.37%
1220-Assistant Superintendent's Office Total	129,620	132,355	134,001	140,641	140,641	145,507	4,866	3.46%
1230-District Administration Total	0	0	0	0	0	0	0	
1410 Business & Finance Total	298,753	309,540	317,408	323,383	331,783	334,268	2,485	0.75%
1420-Human Resources Total	152,311	157,744	167,036	176,283	176,283	180,102	3,819	2.17%
1430 Legal Services - School Committee Total	112,631	119,277	152,309	120,000	180,000	120,000	(60,000)	-33.33%
1435 Legal Settlements - School Committee Total	0	0	7,961	0	0	0	0	0.00%
1450-District-Wide Information Data Processing Total	2,850	147,487	152,288	181,850	211,850	223,000	11,150	5.26%
2110-District Wide Curriculum/Instruction Total	389,270	412,077	428,528	438,240	446,429	446,824	395	0.09%
2210-Principal's Office Total	2,403,833	2,667,100	3,018,697	3,065,972	3,094,281	3,196,079	101,798	3.29%
2250-Principal's Technology Total	8,047	6,922	9,810	5,250	3,750	6,100	2,350	62.67%
2305-Teachers Classroom Total	22,497,623	22,152,716	22,391,677	24,030,916	23,514,636	24,423,032	908,396	3.86%
2310-Teachers Classroom-SPED Total	5,599,929	5,957,919	6,107,429	6,600,543	6,792,133	6,948,324	156,191	2.30%
2320-Therapeutic Services Total	1,670,260	1,728,022	1,813,744	1,803,609	2,047,609	2,134,111	86,502	4.22%
2325-Substitutes Total	464,254	566,547	484,378	523,000	523,000	523,000	0	0.00%
2330-Educational Assistants Total	1,565,945	1,643,158	1,525,173	1,392,576	1,269,585	1,099,988	(169,597)	-13.36%
2340-Librarians Total	152,053	154,242	155,211	136,415	136,415	133,057	(3,358)	-2.46%
2357-Professional Development Total	448,031	642,715	756,841	802,173	697,474	886,468	188,994	27.10%
2410-Textbooks/Media/Materials Total	343,284	313,414	337,033	251,427	237,738	264,759	27,021	11.37%
2415-Other Instructional Materials-Library Total	40,617	49,398	40,009	49,300	49,300	49,050	(250)	-0.51%
2420-Instructional Equipment Total	146,503	133,358	140,714	133,582	140,230	139,641	(589)	-0.42%
2430-General Supplies Total	432,770	425,636	430,047	404,050	422,281	414,147	(8,134)	-1.93%
2440-Other Instructional Services Total	1,407	7,431	8,955	13,250	13,250	10,550	(2,700)	-20.38%
2451-Instructional Technology Total	269,755	188,223	234,580	143,982	357,024	138,122	(218,902)	-61.31%
2453-Library Technology/Hardware Total	2,645	4,083	0	7,500	7,500	1,800	(5,700)	-76.00%
2455-Instructional Software Total	128,728	43,358	56,647	31,900	31,900	36,000	4,100	12.85%
2710-Guidance/Counseling Total	879,909	861,538	984,337	1,034,270	1,156,270	1,174,250	17,980	1.56%
2720-Testing and Assessment Total	19,517	15,947	18,953	11,750	58,150	57,789	(361)	-0.62%
2800-Psychological Services Total	804,228	828,714	758,180	774,817	774,817	785,178	10,361	1.34%
3200-Medical/Health Services Total	599,689	634,524	623,457	728,753	728,753	747,215	18,462	2.53%
3300-Transportation Services Total	2,193,958	2,076,670	2,248,499	2,386,139	2,121,090	2,209,527	88,437	4.17%
3510-Athletics Total	311,269	389,518	488,189	321,515	361,515	329,996	(31,519)	-8.72%
3520-Other Student Activities Total	187,851	240,041	257,468	229,348	231,548	242,345	10,797	4.66%
4300 -Extraordinary Maintenance Total	9,968	0	0	0	0	0	0	0.00%
4450-Technology Maintenance Total	480,630	505,063	545,473	603,815	688,815	742,787	53,972	7.84%
5200-Fixed Charges/Insurance Total	3,827,953	4,569,810	4,875,854	4,797,867	4,797,867	5,011,716	213,849	4.46%
5500-Other Fixed Charges					75,049	75,049	0	0.00%
9000-Out of District Total	4,104,494	4,189,304	3,651,895	3,661,567	3,484,867	3,396,766	(88,101)	-2.53%

Total District Budget	50,943,725	52,534,404	53,594,533	55,600,000	55,600,000	56,950,000	1,350,000	2.43%
-----------------------	------------	------------	------------	------------	------------	------------	-----------	-------

The FY2016 budget can be further summarized by the eleven categories of spending reported in the DESE Expenditure per Pupil calculations, which follow the order of the DESE chart of accounts. The chart below indicates the amount budgeted for FY2016 as well as the change from the FY2015 budget.

DESE Function	Description	Amount	Increase/Decrease
1000	Administration	1,326,331	(10,394)
2100 - 2200	Instructional leadership	3,649,003	104,543
2305, 2310	Classroom and specialist teachers	31,371,356	1,064,587
2315 - 2340	Other teaching services	3,890,156	(86,453)
2350	Professional development	886,468	188,994
2400	Instructional materials, technology and equipment	1,054,069	(205,154)
2700 - 2900	Guidance and psychological	2,017,217	27,980
3000	Pupil services	3,529,083	86,177
4000	Maintenance	742,787	53,972
5000	Employee benefits and fixed charges	5,086,765	213,849
9000	Programs with other school districts (tuition)	3,396,766	(88,101)
	Total	56,950,000	1,350,000

### Administration

**Total: \$1,326,331**

Accounts for salaries and expenses for central office departments such as Superintendent, Assistant Superintendent, human resource, and finance. Legal fees are also included here as well as any expenses incurred by or for the school committee. This budget category reflects a decrease of \$10,394 due to transfers in the current year for legal fees.

### Instructional leadership

**Total: \$3,649,003**

Accounts for salaries and expenses for building and district level leaders such as principals, assistant principals, curriculum leaders and expenses for the Office of Pupil Services. This budget category reflects an increase of \$104,543 primarily due to contractual obligations for instructional leaders.

### Classroom and Specialist Teachers

**Total: \$31,371,356**

Accounts for salaries for all certified teachers with primary responsibility for teaching designated curriculum to established classes or students in a group instruction setting. This account also includes expenses for providing individualized instruction to students to supplement the services delivered by the student's classroom teachers. This budget category reflects an increase of \$1,014,587 due to added positions based on enrollment, federal

grant reclassifications to the budget, and contractual obligations.

### Other teaching services (library, therapeutic, substitutes, paraprofessionals) Total: \$3,890,156

Accounts for salaries for all certified and non-certified professionals who provide services as a substitute teacher, paraprofessional, or therapist. Such individuals are responsible for providing assistance to teachers/specialists in the preparation of instructional materials or classroom instruction. This budget category reflects a decrease of \$86,453 primarily due to classification of educational assistants as supplemental services in federal grant programs.

### Professional development

**Total: \$886,468**

Accounts for professional development expenses for professional staff as directed by the Office of Instructional Services. Expenses include teachers being trained to implement new curriculum or instructional practices, teachers targeted for training and support to remedy performance weaknesses, mentor teachers, curriculum coaches, and others who provide in-district professional development. Also includes contractual obligations for course reimbursement. This budget category reflects an increase of \$188,994 primarily due to transfers in the current year and the provision of mandated trainings for support personnel.

### Instructional materials, technology and equipment

**Total: \$1,054,069**

Expenses include technology and related software/media/materials, workbooks, materials, and accessories, such as CD-ROMs and videos, provided as an integrated package as well as printed manuals used to support direct instructional activities. Also included are reference materials for use in school libraries, lease/purchase of equipment used to produce instructional material, and general supplies and materials such as paper, pens, pencils, crayons, chalk, paint, toner, calculators etc. This budget category reflects a decrease of \$205,154 due to transfers in the current year as well as reductions in principals discretionary accounts due to decreased enrollment at the elementary level.



## **Guidance and psychological services**

**Total: \$2,017,217**

Accounts for salaries and expenses for guidance counselors, school adjustment counselors, psychologists and school adjustment counselors as well as any psychological evaluation, counseling and other services provided by licensed mental health professionals. Also includes any clerical staff as well as related supplies and materials. This budget category reflects an increase of \$27,980 due to contractual obligations.

## **Pupil services**

**Total: \$3,529,083**

Accounts for salaries of school nurses and related supplies as well as expenses for the school physician. All salaries, stipends, and expenses for transportation of students, extracurricular activities and athletics are included as well. This budget category reflects an increase of \$86,177 primarily due to transfers in the current year.

## **Maintenance (technology only)**

**Total: \$742,787**

Includes salaries and expenses of technology specialists and technicians to support the school district's networking and telecommunications infrastructure. This budget category reflects an increase of \$53,972 due to additional staffing to support the added technology at Franklin High School and throughout the district.

## **Employee benefits and fixed charges**

**Total: \$5,086,765**

Accounts for all employer contributions to Medicare based on payroll expenses. Also includes all employer share cost for healthcare and life insurance premiums for active school employees. This budget category reflects an increase of \$213,849 as a result of an anticipated 4.7% increase in healthcare premiums.

## **Programs with other school districts (tuition)**

**Total: \$3,396,766**

Includes costs for tuitions for students with special needs to access the curriculum through other public school districts in Massachusetts, out-of-state schools, and non-public schools. Also includes any

payments of assessments to member collaboratives for administrative and instructional services in accordance with collaborative agreements. This budget category reflects a decrease of \$88,101 due to shifts in student population (students moving and/or graduating) and modifications to placements based on team decisions currently in place. The increase in Circuit Breaker funding used to offset costs in this category reflects the annual estimate of FY15 receipts to be used in FY16 consistent with the School Committee's philosophy regarding use of revolving funds.



*"There is no hand so small that it cannot leave an imprint on the world!" Klub Kidz*

## **F.X. O'Regan Early Childhood Development Center**

224 Oak Street

Kelty Kelley-Principal

[www.franklin.ma.us/auto/schools/ecdc](http://www.franklin.ma.us/auto/schools/ecdc)

### **General Program Information:**

The F.X. O'Regan Early Childhood Development Center, or ECDC, is committed to offering the young children of Franklin an opportunity for high quality developmentally appropriate learning in an environment that encourages diversity, cooperation and understanding.

ECDC has maintained the highly respected accreditation from the National Association for the Education of Young Children (NAEYC), demonstrating a commitment to high quality, standards-based programming. Our building and our curriculum have been designed to meet the complex needs of students with and without disabilities on their way to developmental readiness for kindergarten.

### **Our Curriculum**

ECDC has developed a curriculum based on the high standards established by The National

Association for the Education of Young Children (NAEYC) and reflected in the Massachusetts Frameworks. These two tools have formed the foundation for a comprehensive curriculum which addresses the following developmental domains that make up each “whole child”: Cognitive, Fine Motor, Gross Motor, Prewriting, Self-help, Speech and Language and Social Emotional.



### ***Enrollment***

Total Current Enrollment:	144
Community Peers:	93
Students receiving free or reduced tuition:	7
Students with individualized educational plans:	51
Students attending 2.5 hours per day:	103
Students attending 4 or more hours per day:	42

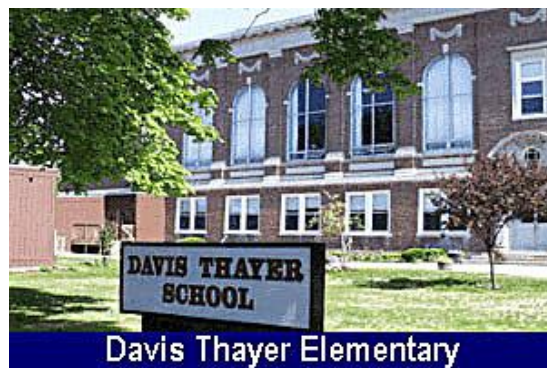
### ***Professional Staffing***

Early Childhood Special Educators	7
Speech and Language Pathologists	2.5
Occupational Therapist	.8
Physical Therapist (district-wide)	1
School Nurse	1
Educational Assistants	10.5 (FTE)

### ***School Facts:***

1. Outreach- Special Education consults to private preschools
2. Community involvement:
  - Regular partnership with the Franklin Senior Center (music/art),
  - Franklin Food Pantry (throughout the year)
  - Meals on Wheels (Thanksgiving placemats)
  - Santa Foundation (ECDC family donations), and Boston Children’s Hospital
  - Student interns with FHS and Tri-County
3. Child Find- Screen and evaluate all Franklin three to five year olds suspected of a disability
4. Provide special education services for Franklin three to five years old with a disability

### **5. Connections for Parents of Children with Special Needs-**



### **Davis Thayer Elementary School**

137 West Central Street

Franklin, Massachusetts

Evemarie McNeil, Principal

Stefani Wasik, Assistant Principal

<http://thayerelementary.vt-s.net/Pages/index>

### **Davis Thayer Mission Statement**

Davis Thayer, in collaboration with the district, families, and the community, will foster a school that learns by equipping students with the skills and knowledge essential to becoming productive citizens and lifelong learners. We will provide a physically and intellectually safe learning environment by modeling and promoting our core values of Respect, Encourage, Challenge, Include, Persevere, and Engage to nurture fulfillment of each student’s potential.

#### **❖ Davis Thayer School Values**

*R.E.C.I.P.E for success*

- **Respect:** Recognize the value each person brings to our community
- **Encourage:** Inspire the best in others by cheering them on and telling them they can do it!
- **Challenge:** Set goals and reach beyond them always striving to do the best we can.



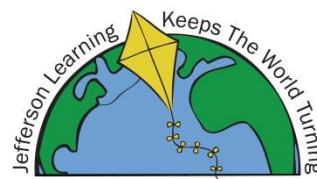
- **Include:** Welcome everyone because we all belong to our school community.
- **Persevere:** Keep on trying and never give up, even when learning is challenging.
- **Engage:** Actively participate in our learning by being focused and involved.

Enrollment: 303 students in grades K-5

**Professional Educator Staff:** 15.0 Classroom Teachers, 6.0 Special Education Teachers, 1.0 Literacy Specialist, .5 Math Specialist, 1.0 Speech/Language Pathologist, 1.0 School Nurse, 0.7 School Adjustment Counselor, 0.5 Team Chair, 0.5 School Psychologist, 0.4 Occupational Therapist, 0.5 Music and Chorus, 0.6 Art, 0.6 Physical Education/Health, 0.3 Health

### School Facts:

- Davis Thayer offers enrichment and support services throughout the school day and beyond including:
  - WIN (What I Need) intervention/enrichment blocks at grades K-3. Grades 4 & 5 embed intervention/enrichment within a teaming model of instruction
  - Title I support provided in grades kindergarten, one, and two
  - English Language Learner (ELL) support
  - Chorus for grades three, four, and five
  - Tutoring for at-risk students in grades 3-5 (winter/spring)
  - Before-school fitness program offered free of cost to all students
  - Breakfast program available to all students
  - Co-teaching model in grades K-3; team-teaching model in grades 4 & 5
- Our grade five Bobcat Buddies club works to promote the elimination of all types of bullying and unkind behavior. The Buddies have also spearheaded several whole-school community service projects including donations to the Franklin Food Pantry and Coins for a Cure.



**JEFFERSON**

ELEMENTARY SCHOOL

Jefferson Elementary School

628 Washington Street



Franklin, MA 02038

Linda Ashley, Principal

Sarah Klim, Assistant Principal

### School Mission:

Jefferson Elementary School is an inclusive learning environment dedicated to high standards in teaching and learning for all students. We support students in their pursuit of academic and social success. We inspire life-long learning and develop responsible, self-confident students capable of effective communication and problem solving. Through a collaboration of staff, families, students and the community we foster a safe and respectful learning environment embracing creativity and individuality.

Core Values: At Jefferson School we are:

Safe - We nurture a positive and safe learning environment based on student needs.

Respectful – We recognize the value and strengths each person brings to our community

Inclusive - We welcome everyone because we all belong to our school community.

Creative - We are resourceful thinkers who work together to solve problems.

Invested - We actively participate in our learning by being focused and involved.

Enrollment: 407

Professional Staff: 46

### School Facts:

- 100% of professional staff is “highly qualified” according to DESE guidelines.

- Jefferson teachers incorporate the reader's and writer's workshop model within
- a balanced literacy program.
- Students learn math within a workshop model using resources which include the *enVision Math* program.
- Teachers foster active student learning through technology integration, engaging lessons, and differentiated instruction.
- Our active Parent Communication Council (PCC) raises funds and organizes volunteers to provide numerous cultural, academic, and family enrichment assemblies and events.
- Artist-in-Residence
- Open Circle & Responsive Classroom – Social and Emotional Learning Programs
- Character Education Program
- Bottles and Cans Recycling Program
- Supplementary Reading Incentive Program, 2015 Theme: Poetry
  - Jump Rope for Heart Project
  - Student Council
  - Community Service Projects
  - Before school tennis program

#### Spring 2014 MCAS Results:

17% of our 3rd graders scored at the Advanced level and 49% scored at the Proficient level in Reading.

41% of our 3rd graders scored at the Advanced level and 41% scored at the Proficient level in Math.

19% of our 4th graders scored at the Advanced level and 53% scored at the Proficient level in ELA. 30% of our 4th graders scored at the Advanced level and 40% scored at the Proficient level in Math.

27% of our 5th graders scored at the Advanced level and 46% scored at the Proficient level in ELA. 46% of our 5th graders scored at the Advanced level and 29% scored at the Proficient level in Math.

24% of our 5th graders scored at the Advanced level and 36% scored at the Proficient level in Science.

#### John F. Kennedy School

551 Pond Street

Joan D. Toye, Principal

Ashley Bodkins, Assistant Principal

<http://kennedy/elementary.vt-s.net>



School Motto: **L**adybugs, **A**lways **D**evote  
**Y**ourselves to **B**eing **U**pstanding Citizens,  
**G**ood **F**riends, and **S**uper **S**tudents.

**The mission of the John F. Kennedy School** is to enable, encourage, and challenge every student to continue the pursuit of lifelong learning by providing a safe, nurturing, and enjoyable academic environment. Through the collaborative efforts of staff, parents, and community we strive to help each student become a confident, responsible, and active citizen in an ever-changing global society.

#### Our school community thrives when...

- We are **SAFE**: physically, emotionally and socially.
- We all **RESPECT** each other and **WORK TOGETHER**.
- We are **ACTIVE** and **CREATIVE**.
- Families are **INVOLVED**.
- We have opportunities to **LEARN** and **SHINE**.

Enrollment: 408

Staff: 29 teachers/specialists, 8 part-time teachers/specialists, 8 Educational Assistants (EAs)

#### School Facts

- Our mascot is the ladybug. The ladybug was named the official state insect due to the efforts of Kennedy School students, who filed a petition and followed the legislative process through to the State Legislature's successful passage of the bill. We celebrated the 40<sup>th</sup>

anniversary of this event with the community in 2014.

- Our school-wide Ladybugs Good Citizen Program recognizes exemplary student behavior.
- An active Student Council selects community service projects to support each year.
- We continue to be an accredited early childhood program through NAEYC (National Association for the Educators of Young Children).

### School Achievement Profile

- Our latest (2014) data designate us as a Level 1 School. In relation to other elementary schools in the state, Kennedy School is ranked in the 97<sup>th</sup>% for achievement.

On Spring 2014 MCAS testing:

- 5<sup>th</sup> Grade: 90% Proficient or Advanced in ELA; 88% Proficient or Advanced in Math, with 63% scoring in the Advanced range.
- 3<sup>rd</sup> Grade: 89% Proficient or Advanced in Math; 57% scoring in the Advanced range.
- 4<sup>th</sup> grade: 82% Proficient or Advanced in Math.



*Sponsored by the Franklin Cultural Council and created by Kennedy students and artist Claire Griffin as a public art project celebrating the 40<sup>th</sup> Anniversary of our state bug*



### Helen Keller Elementary School

500 Lincoln Street

Franklin, MA 02038

<http://kellerelementary.vt-s.net>

**School Motto:** *"Alone we can do so little; together we can do so much." Helen Keller*

**Mission:** The mission of the Helen Keller Elementary School, through strong support systems, and with the cooperation of parents and community, strives to educate all students to high levels of performance, measured by local, state, and national standards. We are committed to fostering strong social values and responsibility to self, others and the global community. The entire Keller staff pledges to support this mission in a safe and nurturing environment.

**Enrollment:** 447 (K=44; 1<sup>st</sup>=70; 2<sup>nd</sup>=81; 3<sup>rd</sup>=63; 4<sup>th</sup>=101; 5<sup>th</sup>=88)

**Professional Staff:** 46 Staff and 11 Educational Assistants

### School Facts:

- Mr. Stark and Mrs. Peretz joined the Keller School this year as Principal and Assistant Principal.
- All teachers continue to be engaged in professional development. Areas of focus include mathematics (enVision Math and Math Workshop) and social, emotional learning (Responsive Classroom).
- K-5 teachers are exploring the development of critical thinking around literary and informational texts by more closely examining the role of close reading and text complexity.
- K-5 classroom teachers have begun to use district developed rubrics to score narrative writing pieces.



- Staff members have made the commitment to collaboration as evidenced by the PLCs formed with Davis Thayer colleagues.
- Teachers across all grades have partnered with Kathy Porcaro to expand Keller's co-teaching teams.
- Chromebooks are being used in the classroom in a variety of ways. In math students are completing assessments on line and accessing math tools and games to enhance the math experience.
- Additionally, devices are being utilized in producing and publishing writing and students are connecting with the world around them by researching to build and present knowledge. Students do this through the use of Google Chrome Extensions and Apps.
- Faculty will spend the next year within the Self Study and Application stages of the NAEYC accreditation process with candidacy materials being submitted and our site visit occurring between January and June of 2016.
- Implemented the Massachusetts Kindergarten Entry Assessment (MKEA) system.
- Administration partnered with the YMCA and Reebok to launch and expand BOKS to give kids a body and brain boost that will set them up for a day of learning.
- Teachers have assumed leadership roles through their participation on district and school committees such as School Council, Student Council, Principal's Advisory, Instructional Support Team (IST), Crisis Team, and Report Card Committee.
- Student Council has promoted youth leadership and committed to service and volunteerism through activities such as teaming up with the New England Patriots and Cradles to Crayons for a winter coat drive and the Franklin Food Pantry for a food drive.
- Keller PCC volunteers partnered to raise money for enrichment activities and improvements in and around the school through activities such as the Keller Fun Run.
- Keller Kids participated in the American Heart Association's Jump Rope for Heart fundraiser. Students in grades 3, 4 and 5 raised a total of \$6,966.00 in the fight against heart disease.
- Best Buddies Elementary Program

## School Achievement Profile (MCAS): Level 2 Accountability

GRADE 3	Advanced	Proficient	Needs Improve.	Warning
Reading	22%	51%	23%	4%
Mathematics	33%	49%	10%	8%
GRADE 4	Advanced	Proficient	Needs Improve.	Warning
Reading	15%	53%	29%	2%
Mathematics	31%	31%	34%	3%
GRADE 5	Advanced	Proficient	Needs Improve.	Warning
Reading	27%	54%	16%	3%
Mathematics	38%	27%	27%	7%
Science/Techn.	14%	39%	42%	5%



**Mighty Oaks from Little Acorns Grow**



### Oak Street Elementary School

224 Oak Street

Franklin, MA 02038

Principal Corine Minkle

<http://www.franklin.ma.us/auto/schools/oak/default.htm>

School Motto: *Lessons from the geese.*

School Vision: To foster critical thinking. To strive for academic excellence. To promote life long learners.

School Mission:

Oak Street School creates a safe, nurturing, child-centered environment that promotes a variety of effective teaching and learning strategies, while fostering a positive self image for all learners. Students will achieve their maximum potential towards life-long learning based on their abilities, learning styles, and developmental stages. Our

educational programs will meet student's needs and develop critical thinking skills, as well as emphasize academic excellence. Such excellence depends on diversity of perspective, a spirit of independence, and a community of trust. Oak Street School aims to create cooperative partnerships linking our school with the home and community.

Enrollment: 448 (K-5)

Professional Staff:

The Oak Street Staff consists of 32 full-time, certified personnel; 6 part-time, certified personnel, 10 full-time educational support personnel, 2 part-time educational support personnel, 1 part-time nurse, 1 part time licensed practical nurse, 1 full-time secretary; 5 custodians, 3 activity monitors, and 2 administrators. This staff provides educational services and support to 460 students.

### **Expectations:**

The staff of the Oak Street School expects all students to master the academic standards set forth in the Franklin Public Schools' curriculum guides that are based on the Massachusetts State Frameworks.

School Facts:

- 100% of professional staff is highly qualified according to DESE guidelines
- Kindergarten is NAEYC accredited
- All classrooms have incorporated *Reader's and Writer's Workshop* model within a balanced literacy program
- All classrooms have incorporated the EnVisions Math program
- 1<sup>st</sup> Grade held Family Math Morning
- Kindergarten thru grade 3 all use the *Foundations* phonics program
- Night of the Arts
- Walking Wednesdays/Garden and Nutrition Detectives partnerships with the YMCA
- Partnership with Dean College for PE-Dance Workshops
- Oak Street PCC raises funds to provided numerous enrichment programs
- (WIN) What I need blocks are part of the schedule to provide reinforcement and extensions for students in grades K-5. These groups are flexible and meet twice a week for 30 to 45 minutes.
- Best Buddies

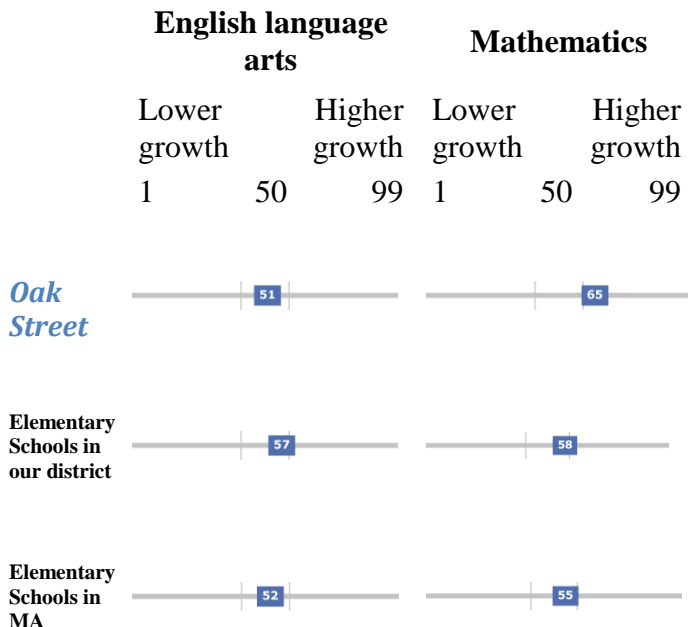
- High School Students provide lessons to elementary students
- Grade 5 D.A.R.E., stranger danger and Bicycle safety partnerships with the Franklin Police Department
- Fire Safety partnership with the Fire Department
- Social competency programs Open circle and responsive classroom (K-3)
- Read Across America day with community members
- Student recycling and banking program
- Community service projects included:
  - Jump Rope for Heart
  - Coat Drive/ Mitten Drive (Kindergarten)
  - Franklin Food Pantry- Grade 2-Snack Bags and 100 day collection, Monthly collection
  - Recycling
  - Halloween Candy Collection for the Troops in partnership with EMC (collected 38 boxes of candy filling 3 pallets)
  - Letters to Servicemen were written by Grade 4
  - Each week celebrity students bring a special guest to lunch



## 2014 School Achievement Profile:

### Oak Street's growth compared to the district and the state:

Student Growth Percentiles (SGPs) measure gains in student achievement from year to year. Growth between 40 and 60 is considered typical. SGPs above 60 represent better than typical gains, while SGPs below 40 indicate lower than typical gains. Our school's median SGPs for 2013 are below. (Note: Growth values are truncated.)



### Gerald M. Parmenter Elementary School

235 Wachusett Street

Tom Morris, Principal

Shannon Barca, Assistant Principal

<http://parmenterelementary.vt-s.net/Pages/index>



School Motto: *Touching minds, shaping futures*

### Gerald M. Parmenter School Mission Statement

The Gerald M. Parmenter School community's mission is to touch the minds and shape the futures of its students preparing them to meet the opportunities and challenges of their lives. Parmenter creates a learning environment in which students are encouraged to:

- develop into self-confident, independent, responsible, and compassionate individuals.
- respect other points of view and appreciate differences.

- become self-motivated learners who strive to attain high levels of achievement.
- work individually and cooperatively to solve problems creatively and communicate effectively.
- reach out to the global community to broaden their learning experiences.

### Gerald M. Parmenter Elementary School Goals

The Gerald M. Parmenter School provides a

balanced curriculum that enables and encourages students to:

- Accept social and academic responsibility for their actions.
- Respect integrity, hard work, diversity and the rights, opinions, and feelings of others.
- Apply appropriate problem-solving skills in academic areas and social situations.
- Communicate effectively when speaking and writing.
- Listen with understanding and empathy.
- Read for understanding and enjoyment.
- Use mathematical skills as a practical life tool.
- Develop skills based on the scientific method and a hands-on approach.
- Learn about people and their cultures.
- Develop skills and attitudes that promote physical and mental health.
- Develop an appreciation of the arts.
- Use technology and other media appropriately as tools to gain knowledge and enhance understanding of other curricular areas.

Enrollment: 415

Professional Staff: 37 Teachers and Specialists and 7 Educational Assistants

### School Facts:

- As a school community, Parmenter is leading the way in going green with our Water Gardens, Rooftop Solar Panels, Comprehensive Cafeteria Recycling Program and our new School Garden.
  - The Town of Franklin installed several water gardens around Parmenter during the summer of 2010. The water gardens help to make ground water cleaner by

collecting water runoff and naturally distilling it back into the water table.

- Parmenter received a state grant to add fifty solar panels to the roof. These panels provide 15-20% of our energy needs. Part of the grant includes a weather monitoring system which will be used by students to supplement their science curriculum.
- Thanks to a grant from the YMCA, we will be installing an indoor garden to grow a variety of plants – some of which are edible. Our garden will be connected to curriculum at each grade level.

#### School Achievement Profile:

- Parmenter is classified as a “Level 2” school by the Massachusetts Department of Elementary and Secondary Education. Our school PPI (Progress and Performance Index) score on the ELA and Math portion of the MCAS was 70 and our ELA Student Growth Percentile was 71 (40 to 60 is the targeted range).
- It should be noted that the staff at Parmenter School has been systematically examining the data from the 2014 MCAS, as well as our Math and ELA Data Walls (multiple data points) in order to identify successes and areas for improvement. We engage in ongoing professional development in order to provide staff with the necessary instructional capacity to move all students toward higher levels of academic and social-emotional achievement.



Horace Mann Middle School  
224 Oak Street  
Principal: Shawn M. Fortin  
<http://mannmiddle.vt-s.net/Pages/index>  
@updateHM

#### School Motto:

- “If any man seeks for greatness let him forget greatness and seek for truth, and he shall find them both.” Horace Mann (1838)

#### Students thrive at HMMS when:

- Behavioral and academic expectations are clearly articulated, appropriately challenging, and modeled, building confidence and the desire for students to always do their best.
- They can count on an environment where they feel safe to take academic risks, focus on learning, strive for excellence, and presume that their experiences will be positive.
- The entire school community promotes supportive relationships which model compassion, equality, empathy, and accountability.
- Our words and actions are respectful, fostering a genuine interest in each other and creating an atmosphere of openness and trust.

**Enrollment:** 443 – 6<sup>th</sup>:149 7<sup>th</sup>:147 8<sup>th</sup>:147

**Professional Staff:** 45.8

#### School Facts:

- Students were commended at the State House for their leadership/service-learning project
- Select Chorus and 7th/8th Grade Symphony Band performed at Massachusetts Instrumental and Choral Conductors Association (MICCA) festival and they received bronze medals
- Orchestra performed in a Gold Medal Showcase at Symphony Hall in Boston, MA
- Students were selected for the MMEA Central District Band, Orchestra and Chorus
- Student projects for History Day qualified for state and national levels
- Drama competed at METG Middle School Drama festival
- Students participated in small group professional journalism seminars with authors Doug Wilson and Jody Cohan
- The Math Team won their IMLEM league and competed in Math Counts and AMC 8
- Students participated in the state competition for the national Geography Bee

- Students participated in SEMAGNET Geography Fair
- Social studies and unified arts teachers hosted a World Geography and Culture Night
- Best Buddies received grant for after school activities including Pottery Painting
- Several teachers have received FEF grants for enrichment and enhancement activities
- Several teachers have presented their work at regional and national education conferences
- School-wide reading initiatives recognized by the International Reading Association
- Continued efforts in bullying prevention include:
  - Students participated in STAND UP 14 at the DCU center
  - Wired Teens have developed initiatives for “Speak Up” and “Delete Digital Drama”

### School Achievement Profile:

Horace Mann Middle School 2014 MCAS Data				
Test	% Advanced	% Proficient	% Needs Improvement	% Warning
6 <sup>th</sup> Grade ELA	27	54	16	3
6 <sup>th</sup> Grade Math	40	31	25	3
7 <sup>th</sup> Grade ELA	19	74	8	3
7 <sup>th</sup> Grade Math	29	42	24	4
8 <sup>th</sup> Grade ELA	19	68	11	2
8 <sup>th</sup> Grade Math	28	42	24	6
8 <sup>th</sup> Grade Science	7	60	31	3

### Remington Middle School

628 Washington Street

Paul Peri, Principal

Brian Wildeman, Assistant Principal



<http://remingtonmiddle.vt-s.net/Pages/index>

**School Motto:** “Intelligence plus character—that is the goal of true education.” – Dr. Martin Luther King, Jr.

**School Vision:** We strive to teach our subject matter with passion, and our students with compassion!

**School Mission:** The Remington Middle School Community is dedicated to understanding and guiding students during this unique developmental stage, and facilitating their transition to high school. We are committed to fostering the intellectual, physical, emotional and social needs of our students. Our programs promote academic excellence, equity, responsibility, and the development of skills that will encourage students to be independent learners and critical thinkers.

**Enrollment:** 473 students

**Professional Staff:** 56 Teachers/Staff/Aides  
1/3 Chorus – 1/3 Band – 1/3 Orchestra

### School Facts from this past year:

- Remington Middle School is recognized as one of ten Spotlight Schools in Massachusetts, and one of forty in New England, by the New England League of Middle Schools (NELMS).
- Brian Wildeman, RMS Assistant Principal, and Paul Peri, RMS Principal, welcomed students back to school by “Happy” dancing on the front walkway. The Youtube clip went viral and was picked up by several news stations!
- The entire RMS school continues to implement iPeriod classes across the grade levels. iPeriod is a research based and data driven instructional reform that targets Math and Literacy skills for



students, is an RtI initiative, and addresses PARCC/MCAS standards. This year, teams have jumped into project-based learning!

- Sue Richards, June Thall and the STEM Club performed several force and motion experiments first term. They have been working on electromagnetism, electrically conductive materials, DC circuits, constructing circuits, and are currently making wearable electrical devices. Next up: examination and construction of motors, speakers, and audio amplifiers.
- Mairead Goguen entered R.J. Palacio's Precepts Contest last year in 6th grade for an ELA assignment and her precept was published in *365 Days of Wonder* this past September.
- The entire school took part in the hour of coding in December in their Computer, Art or Team class.
- Sue Richards, STEM teacher, and Dan Chase have created the "The RemDawg Times" tv show.
- 65 students signed on to be a part of "Future Teachers", a group that tutors and mentors Jefferson Elementary students with special needs.
- The Remington Best Buddies Club received just over \$2300 in grant funding via The Friends of Best Buddies. This funding will allow for a number of activities that would allow buddies an opportunity for social interaction in smaller groups outside of school in addition to allowing for peer modeling of appropriate social interactions. Events this year are: Pizza party, ice cream social, field trip to PINZ (bowling), and small group outings to local restaurants.
- For the past 18 years, Frank Fitzgerald, school psychologist, continues to run our Adventure Club. Excursions include mountain biking, rock climbing, ropes courses, caving, and hiking Mt. Monadnock.
- The RMS Science and Social Studies departments hosted the 5th Annual Science Fair and STEM night!

- Student Council recently donated 250 pounds of food to the Franklin Food Pantry, 300 pounds of candy to Operation Giveback, and collected over 1,000 toys for children in need.
- Melanie McElroy conducts Developmental Guidance Curriculum focusing on students' hopes, expectations, and fears for their future selves as a learner, worker, and person. Included is career and HS prep!
- And in music news, our chorus received a Bronze medal, the band a Silver medal and the orchestra received a Silver medal at the annual Massachusetts Instrumental and Choral Conductors Association (MICCA) festival.
- 218 RMS band, chorus and orchestra students had two standing room only concerts in December.
- On January 31st Remington music students will travel to North Middlesex Regional High School in Townsend MA for the Central District Music Festival auditions.

Remington Middle School 2013-2014 MCAS Data				
Test	% Advanced	% Proficient	% Needs Improvement	% Warning
6 <sup>th</sup> Grade ELA	23	64	12	2
6 <sup>th</sup> Grade Math	53	31	12	4
7 <sup>th</sup> Grade ELA	13	71	14	2
7 <sup>th</sup> Grade Math	32	40	19	9
8 <sup>th</sup> Grade ELA	20	70	7	3
8 <sup>th</sup> Grade Math	29	49	15	7
8 <sup>th</sup> Grade Science	7	61	26	6

## Annie Sullivan Middle School

500 Lincoln Street

Principal Name: Beth A. Wittcoff

Beckei Motte Assistant Principal

Web site link:

<http://www.franklin.ma.us/auto/schools/sullivan>



- ❖ **School Motto:** Setting Our Goals Higher and Higher (as seen on our student designed logo created in 2005).
- ❖ **School Vision:** To foster within middle school students the desire to achieve and to help them make healthy decisions in all areas (academic, social, behavioral and physical) that will chart their course for a positive and productive future.
- ❖ **School Mission:** PERSONAL GROWTH - ASMS celebrates the unique qualities of early adolescence by nurturing the physical, social, emotional and intellectual growth of all students. ACADEMIC STANDARDS - We encourage independent, creative and critical thinking in a rigorous program of studies that promotes student excellence. Our team of educators combines passion with innovative practices to inspire lifelong learning. CULTURE - We provide a safe learning environment that fosters tolerance and respects individual differences. COMMUNITY - In partnership with the Franklin community, our mission is to educate our students to be resourceful, responsive and contributing members of our evolving society.
- ❖ **School Mascot:** The Huskies (Student driven process run by Student Council from 2012-2013 school year. Some students reported that they chose the Husky because, "Huskies work together to pull the sled just like students at ASMS work together in class.")

**Enrollment:** 478

**Professional Staff: # of staff: 42** (.5 shared nurse and .5 shared Occupational Therapist. .3 Chorus and .3 Orchestra shared with other middle schools)

### School Facts:

- ❖ Annie Sullivan has a robust after school club life with over 50% of students participating in one or more clubs. There are twenty+ clubs including a sign\_language club and self-directed study club. New this year is the Magic Club-The

Gathering Strategy Game, Spanish Club & Read Aloud Poetry Club.

- ❖ **SIMS Club** (Students interested in math and science) Participated in Math Counts Competition in February 2014
- ❖ Two Eighth grade students nominated and awarded the **John F. Kennedy Make A Difference Award** presented at the John F. Kennedy Presidential Library in March 2014.
- ❖ **Best Buddies** received seven grants in 2014 from **The Friends of Best Buddies**. The grants awarded provided funding for the following social activities which support the mission of Best Buddies. Funded Grants: Cooking lessons, Best Buddies Luncheon at local Restaurant, Purchase Board Games, T-Shirts for Buddies, Officers, and Advisors, Lunch Gift Cards for Buddy Lunches, Pizza Party Social and Ice Cream Social.
- ❖ Participated in special Olympics at Attleboro High School in May 2014
- ❖ Multi-grade Newspaper Club published three editions in 2013 – 2014 school year. First edition published in December 2012 featuring an *Ask Annie Column*.
- ❖ Community Service Club (Communiten) sponsored food drive for Franklin Food Pantry and Toys for Tots.
- ❖ Friends of Rachel Club sponsored a Coat Drive
- ❖ Vibrant Student Council that has raised money for the Franklin Food Pantry, sponsored several spirit weeks, and organized school wide events such as Are You Smarter Than A Teacher competition and Winter Wonderland a special evening event open to all students.
- ❖ Students auditioned and have been selected for the MMEA Central District Band, Jazz Band Orchestra and Chorus.  
(Massachusetts Music Educators Association)
- ❖ Attendance at MICCA Festival for Orchestra and Chorus (Massachusetts Instrumental, Band, Choral and Conductors Association). Received Bronze Award
- ❖ Orchestra received Silver Medal Medal and performed at Mechanics Hall Worcester
- ❖ Middle Schools Honor Choir received Bronze Award
- ❖ Band Orchestra and Chorus successfully auditioned into CDMMEA Ensembles
- ❖ Annual eighth grade Lip Synch video created and shown at the Step Up Ceremony.



- ❖ Student Art Work received a Silver Medal and Honorable Mention Award from Scholastic Youth Art and Writing Award
- ❖ Student art work displayed at Town Hall and Gallery 218 at Franklin High School
- ❖ 6<sup>th</sup> Grade participated in the Alternatives Bookmark Contest
- ❖ Thirty 8<sup>th</sup> grade tutors provided academic support to sixth and first grade students during FLEX block and after school

**School Motto:** *Home of the Panthers*



**Academic Vision** - In order for Franklin High School students to become responsible and passionate learners, we expect them to be able to communicate effectively through

listening, speaking, writing and a variety of media and techniques; and creating and performing. Read critically with understanding. Analyze and solve problems effectively by working collaboratively, identifying, clarifying and describing issues/problems, locating, organizing and processing information from various sources, utilizing thinking skills and reasoning strategies and creating, testing and justifying solutions and conclusions; and make interdisciplinary connections through observing and understanding connections within and between disciplines and articulating and demonstrating these connections. Demonstrate knowledge and skills to promote the health, safety and well-being of oneself and others.

**Social and Civic Vision** - In order to help prepare our students to be contributors to our democratic society and an interdependent world, we expect them to have respect for themselves and others, be open minded and compassionate, make informed decisions and accept responsibility for them, be involved in school and community activities, develop and cultivate knowledge of their physical, emotional and social well-being, utilize effective problem solving strategies to resolve social and emotional issues, be responsible citizens and be ambassadors of the school and the community.

#### School Achievement Profile:

Annie Sullivan Middle School 2013-2014 MCAS Data				
Test	% Advanced	% Proficient	% Needs Improvement	% Warning
6 <sup>th</sup> Grade ELA	16	65	14	5
6 <sup>th</sup> Grade Math	36	36	19	8
7 <sup>th</sup> Grade ELA	19	66	14	1
7 <sup>th</sup> Grade Math	33	35	23	10
8 <sup>th</sup> Grade ELA	27	65	6	2
8 <sup>th</sup> Grade Math	26	47	19	9
8 <sup>th</sup> Grade Science	13	51	33	4



#### Franklin High School

218 Oak Street

Peter Light, Principal

<http://franklinhigh.vt-s.net/Pages/index>



#### Recognition

- New FHS Opened 9/2014
- 20 Advanced Placement Courses Offered
- Level 1 School (DESE Accountability Rating)

*We are* **Passionate** about learning.  
**Active** in the school and community.  
**Nurturing** of others and ourselves.  
**Thoughtful and respectful** in our actions and ideas.  
**High performing** so we can achieve our dreams.  
**Engaged** in our education.  
**Responsible** for our learning and decisions.  
**Supportive** of one another.


Spring 2014 MCAS					
Grade and Subject	Total Advanced and Proficient	Advanced	Proficient	Needs Improvement	Warning/Failing
	SCHOOL	SCHOOL	SCHOOL	SCHOOL	SCHOOL
GRADE 10 - ENGLISH LANGUAGE ARTS	97	62	36	1	1
GRADE 10 - MATHEMATICS	96	77	19	2	2
GRADE 10 - SCIENCE AND TECH/ENG	94	55	40	5	1

### GRADUATING CLASS OF 2014

Size: 389

4-year colleges 84.0%  
 2-year/trade colleges 9.2%  
 Continuing Education 93.2%  
 Work or military 5.8%

Taking SAT 91.2%  
 Mean score-CR 544  
 Mean score-M 558  
 Mean score-WR 538



Enrollment: 1698  
 Professional Staff: 152

First	Middle	Last	Post High School Plans
Aleena	Mercy	Abraham	Roger Williams University
Pooja		Agarwal	University of Southern California
Samantha	Marie	Ahrens	Life Skills Transition
Zoe	Elizabeth	Allard	University of Massachusetts, Amherst
Rebecca	Madeline	Allen	Western New England University
Connor	James	Anderson	University of Massachusetts, Lowell
Kurt	Michael	Andrews	Employment
Brianna	Marie	Bailey	Emmanuel College
Nathan	Robert	Ballarino	University of Massachusetts, Dartmouth
Richard		Banville	Asnuntuck Community College
Sean	Andrew	Barker	University of Massachusetts, Amherst
Sophie	Jane	Barrow	Saint Anselm College
Aidan	James	Barry	University of Massachusetts, Amherst
Brittany	Rachael	Barry	Southern New Hampshire University
Lynnaea	Theresa	Barry	Salem State University
Justin	Thomas	Bates	University of Massachusetts, Amherst
Sean	Patrick	Baur	Quinnipiac University
Cameron	Andrew	Bean	University of New Hampshire
Claudia	Jane	Beck	University of New Hampshire

Megan	Samantha	Beck	University of Vermont
Jason	Bernard	Beckett	University of Massachusetts, Amherst
Tyler	Matthew	Beckmann	Rensselaer Polytechnic Institute
Bridget	Phelan	Belcher	Stonehill College
Emily	Catherine	Bellavance	Suffolk University
Michael	Anthony	Bennett	Salem State University
Leah	Elizabeth	Benson	Endicott College
Lexi	Rose	Bergeron	University of Rhode Island
Ayla		Blaney	Cosmix School of Cosmetology
Gabriela	Cynthia	Blood	University of Pennsylvania
Markus	James	Bohmiller	University of New Hampshire
Conor	William	Bond	University of Massachusetts, Amherst
Jake	Francis	Bontempo	University of Connecticut
Alec	Michael	Borkowski	University of New Hampshire
Christian	Stephen	Bosze	Castleton State College
Joseph	Michael	Bourque	University of New Hampshire
Meghan	Lee	Breen	Employment
Madison	Leigh	Bressler	Saint Anselm College
Nicholas	James	Brosseau	Curry College
Taylor	Catherine	Brothers	Plymouth State University
Maria	Elena	Brown	University of New Hampshire
Robert	Louis	Bryson	Cape Cod Community College
Nicholas		Burgos	University of South Carolina
Benjamin	Peter	Burke	University of Massachusetts, Amherst
Devin	Patrick	Burns	New York University
Zane	Patrick	Byrne	Saint Anselm College
Justin		Cabral	Employment
Caroline	Marie	Cafasso	Boston University
Alex	David	Campbell	University of New Hampshire
Angelina	Beth	Canesi	Bryant University
Casey	Lynn	Capobianco	University of Massachusetts, Lowell
Colton	Daniel James	Cardinal	Boston College
Brian	Matthew	Casali	Southern New Hampshire University
Andrew	Michael	Casey	University of Massachusetts, Dartmouth
Steven		Castillo	Dean College
Matthew	Jason	Cataloni	Employment
Thomas	Maxwell	Cerier	Northeastern University
Benjamin	Patrick	Chaffee	Worcester Polytechnic Institute
Anthony	Richard	Chaiton	Lynn University
Julianne	Wells	Champlin	University of Miami
Megan	Elizabeth	Chapski	University of Massachusetts, Lowell
Lindsey	Ann	Chiarelli	University of Massachusetts, Amherst
Alexander	James	Chiklis	University of Massachusetts, Amherst
Lauren	Jenna	Ciccolini	Ithaca College
Keith	Richard	Cleary	Life Skills Transition
Christopher	Roger	Cloutier	Roger Williams University
Taylor	Kate	Cogliano	Merrimack College
Allyson	Emily	Cohen	Framingham State University

Sean	Walter	Cole	University of Massachusetts, Amherst
Kyle	Andrew	Collins	University of Florida
Matthew	Joseph	Collins	Massachusetts Bay Community College
Erin	May	Conley	Saint Anselm College
Christina	Marie	Connelly	Providence College
Casey	Louise	Connolly	Fitchburg State University
Kelsey	Meredith	Conroy	Sacred Heart University
Samantha	Mary	Conway	Wheelock College
Jennifer	Lauren	Conyers	University of New Hampshire
Isabella		Cook	University of New Hampshire
Patrick	Edward	Cook	Bryant University
Michael	Andrew	Coppola	Pennsylvania State University, University Park
Molly	Amelia	Cormier	University of Vermont
Karyn	Louise	Cotter	Stonehill College
Marisa	Narie	Crandall	Boston University
Leanna	Catherine	Cregg	Assumption College
Charles	Joseph	Cropper	University of Vermont
Christine	Elizabeth	Crowley	University of New Hampshire
Kathryn	Lillian	Cunningham	Keene State College
Peter	Joseph	D'Amelio	University of Massachusetts, Amherst
Matthew	James	Daly	University of Massachusetts, Lowell
Nicole	Margaret	Deady	University of Maine
Adam	Werle	Deering	Norwich University
Christine	Anne	Delay	Lesley University
Alexander	Charles	Delgado	Massachusetts Bay Community College
Alyssa	Alethia	Delgado	Massachusetts Bay Community College
Emily	Diane	Dellorco	Plymouth State University
Aleksa		Deric	University of Massachusetts, Amherst
Daniel	Christian	Dervay	Rochester Institute of Technology
Tyler	Edwin	DeSimone	University of New Haven
Brendan	James	Dickson	Westfield State University
Justin	Christopher	Dion	Westfield State University
Kathleen	Mary	Doherty	Boston College
Shannon	Leigh	Doherty	Franklin Pierce University
Lyndsey	Nichole	Donahoe	Providence College
Ryan	Matthew	Donahue	Massachusetts Bay Community College
Mark	James	Donaldson	University at Buffalo The State University of New York
Alicia	Margaret	Donovan	The University of Tampa
William	Edward	Dorion	University of Massachusetts, Lowell
Nicholas	Jay	Downie	Coastal Carolina University
Rebecca	Marie	Driscoll-Shawver	Suffolk University
Danielle	Mary	Droney	Fitchburg State University
Aaron	Peter	Dulong	Employment
Natalie	Johnson	Dumart	Bucknell University
Emily	Susanna	Dutton	University of New Hampshire
Bailey	Nicole	Earl	Cosmetology School
Brianna	Elizabeth	Elias	Bryant University
Julianne	Claire	Elias	Assumption College

Nicole	Paige	Ellin	Bard College
Marc	Lawrence	Elliott	Clemson University
Amy	Nicole	Esposito	University of New Haven
Alexandra	Nicole	Ethier	Southern New Hampshire University
Christopher	John	Evers	Bristol Community College
Elizabeth	Sweet	Fabian	Drexel University
Paul		Falanga	Massachusetts Bay Community College
Nikisha	Laurel	Falcone	University of Vermont
Tara	Katherine	Falvey	Hofstra University
Rylee	Brynn	Farrow	Mount Ida College
Bryan	Michael	Ferguson	Hofstra University
Noah	Riley	Ferris	Life Skills Transition
Madeline	Margaret	Fields	Fairleigh Dickinson University
Kaylie	Eileen	Filbert	University of Rhode Island
Kyle	Avery	Filbert	University of Connecticut
Briana	Catherine	Flaherty	University of Massachusetts, Dartmouth
Max	Thomas	Fleming	University of Hartford
Sean	Michael	Foley	Porter and Chester Institute
Samantha	Kathryn	Forsythe	Regis College
Haley	Lynn	Frank	Syracuse University
James	Wescott	Fredrick	University of Vermont
Andrew	Robert	Friday	University of Massachusetts, Amherst
Ashley	Marie	Friese	Employment
Cobi	Flor	Frongillo	University of Massachusetts, Amherst
Amelia	Jane	Gallagher	Bridgewater State University
Hannah	Elizabeth	Gallo	University of Rhode Island
Satya	Saiteja	Gandham	University of Maryland, College Park
Tyler	Lawrence	Garland	Southern New Hampshire University
Jessica	Rose	Garrigan	Boston College
Jacob	Cooper	Garrity	Springfield College
Connor	Mackenzie	Gatewood	Westfield State University
Miroslav	Georgiev	Georgiev	Framingham State University
Julia	Catharine	Giannetto	Framingham State University
Marcus	Daniel	Giese	Rensselaer Polytechnic Institute
Lindsay	Nicole	Gioscio	University of New Hampshire
Kelly	Nicole	Girolamo	Bridgewater State University
Jenna	Marie	Gleason	Toni & Guy Hairdressing Academy
Patrick	Sean	Glynn	Plymouth State University
Ryan	William	Glynn	Western New England University
Caroline	Claire	Grace	Bridgewater State University
Johanna	Lidsky	Gray	University of Massachusetts, Amherst
Oliver	Thomas	Grella	Boston College
Christopher	William	Gulla	United States Navy
Avinash		Gundimeda	University of California, Davis
Kimberly	Winslow	Hamlin	University of Maine
Graham	McKinley Kruse	Hancock	Pennsylvania State University, University Park
Erin	Elizabeth	Hanley	University of Massachusetts, Dartmouth



Shawn	Patrick	Hanley	Westfield State University
Margaret	Ann	Hardin	University of Connecticut
Olivia	Catherine	Hardy	Lesley University
Nicholas	Gregory	Hare	University of Massachusetts, Dartmouth
Callahan		Harmon	Quinnipiac University
Erin	Marie	Harrington	University of Tampa
Christine	Catherine	Harvey	Hofstra University
Tatiana	Laurence	Havens	Emmanuel College
Stephen	Edward	Hayes	University of Massachusetts, Amherst
Philip	David	Henault	The George Washington University
Kristy	Lee	Henderson	University of Central Florida
Jakob	David	Herlitz	University of Massachusetts, Amherst
Allison	Beth	Herman	Boston University
Sean	Michael	Hickey	Fairfield University
Dustin	Edward	Hinkley	Massachusetts State University
Zachary	Richard	Holland	Roger Williams University
Moriah	Lee	Hosford	Tri County Cosmetology Program
Jenna	Elizabeth	Imbrogna	Keene State College
Samantha	Haleigh	Janell	Simmons College
Emily	Sarah	Jeffries	University of Massachusetts, Amherst
Christopher	Michael	Jenkins	Bryant University
Bridget	Ann	Johnson	Johnson & Wales University (Providence)
Christina	Nicole	Johnson	Bridgewater State University
Matthew	Francis	Johnson	Wentworth Institute of Technology
Lauren	Elizabeth	Karlson	Framingham State University
Thomas	Patrick	Kelly	Western New England University
Jackson	Palmer	Kerr	Massachusetts Bay Community College
Bilal	Zahid	Khan	University of Massachusetts, Dartmouth
Kathleen	Mary	Kilroe	University of Massachusetts, Amherst
Kristen	Maura	Kinney	University of Southern Maine
Shannon	Victoria	Kinney	Bridgewater State University
Kevin	Francis	Knight	Westfield State University
Bradley	Connor	Knights	New Hampshire Technical Institute
Jonah	Richard	Koenig	Coastal Carolina University
Bryan	Alfred	Kopech	Fordham University - Lincoln Center Campus/Rose Hill Campus
Olivia	Renee	Krasnick	University of Massachusetts, Amherst
Anna	Marie	Kroon	University of New Haven
Erika	Elizabeth	Kucks	Keene State College
Benjamin	Joseph	LaBelle	University of Massachusetts, Amherst
Tara	Colleen	Lambert	Westfield State University
Nicholas	John	Lampasona	Employment
Kristina	Ashley	Landry	University of Massachusetts, Amherst
Michael	James	Landry	University of Massachusetts, Lowell
Elizabeth	Khouri	Langley	Western New England University
Timothy	Philip	LaRowe	Lehigh University
Rachael	Alice	Lauterbach	Lesley University
Trea	Caitlin	Lavery	Northeastern University
Conor	Paul	Lemanowicz	Boston College

Brooke	Mocarski	LePage	Trinity College
Justin		Lessard	Plymouth State University
Maria	Rose	LeVie	Saint Joseph's University
Erica	Hobbs	Levin	University of New Hampshire
Tory	Elizabeth	Lobo	Simmons College
John		Lohan	University of New England
Mattia	Rose	Lombard	Salve Regina University
Alexander	Joseph	Lombardi	Worcester State University
Sabrina	Leslie	LoMonaco	Franklin Pierce University
Nolan	Stephen	Long	Bridgewater State University
Stephanie	Jean	Lowe	East Carolina University
Elizabeth	Anne	Luchini	Massachusetts Bay Community College
Allison	Elizabeth	Luke	Marist College
Kyle	Joseph	Lundgren	Babson College
Morgan	Ann	Lutz	Belmont University
James	Paul	Makris	Massachusetts Maritime Academy
Alyssa	Jane	Malcolm	University of New Hampshire
Matthew	Loreto	Mancini	University of Connecticut
Lauren	Nicole	Markland	University of New Hampshire
Katelynn	Ann	Marr	University of Massachusetts, Lowell
Allexia	Renee	Martin	Merrimack College
Lindsey	Marie	Mastaj	University of Massachusetts, Amherst
Hannah	Catherine	McCarthy	University of New Hampshire
Mark	William	McCarthy	Full Sail University
Kyle	Stewart	McDermott	University of Massachusetts, Amherst
Kayla	Michele	McEniry	Emerson College
Courtney	Elizabeth	McGuinness	Bryant University
Savannah	Rose	McKenna	Husson University
Cameryn	Noelle	McNeillie	Duquesne University
Teagan	Rose	McStay	University of Massachusetts, Amherst
Victoria	Mary	McVicar	Dean College
Justin	Patrick	Means	Franklin Pierce University
Sarah	Elizabeth	Miga	Becker College
Alaina	Marie	Millard	University of Massachusetts, Boston
Justin	Michael	Miller	Gap Year
Logan		Mitchell	University of Massachusetts, Boston
Adam	Herbert	Moessing	Brigham Young University
Katelyn	Jennifer	Mooney	Framingham State University
Lucy	Ellyn	Morgan	Employment
Matthew	Lee	Morris	Western New England University
Nicholas	Paul	Morris	Coastal Carolina University
Shannon	Mary	Morrison	University of New Hampshire
Ashley	May	Muratore	Bridgewater State University
Kevin	Charles	Murray	Bryant University
Nicholas	Ryan	Murray	Wentworth Institute of Technology
Kearney	Marie	Nash	University of Maine
Olivia	Lorayne	Neas	Saint Anselm College
Fay	Elizabeth	Newton	Emmanuel College

John	Paul	Nguyen	Northeastern University
Cole		Nicholson	Employment
Andrea	Rae	Nietzel	Salve Regina University
Timothy	Robert	Noonan	Westfield State University
Abby	Elaine	Normandin	Hofstra University
Connor	Robert	O'Callahan	Southern New Hampshire University
Allison	Kathryn	O'Donoghue	Pace University, New York City
Liam	Treger	O'Toole	Ithaca College
Francis	Kai	Olsson	Westfield State University
Elizabeth		Palladini	Plymouth State University
Kyle	Fisher	Pandiscio	University of Massachusetts, Amherst
Bhishma	Gaurab	Pant	University of Massachusetts, Amherst
Andrew	James	Parent	University of New Haven
Michael	Robert	Parrella	Wheaton College MA
Thomas	Joseph	Paulsen	Southern Connecticut State University
Michael	James	Perrin	University of Vermont
Alexa		Perry	Massachusetts Bay Community College
Oliver	William	Perry	Massachusetts Bay Community College
Rebecca	Susan	Peters	Northeastern University
Hayden	Reed	Pina	Employment
Nathaniel	Louis	Pinkham	University of Massachusetts, Amherst
Daniel	Christopher	Pisani	Fairfield University
Julianne	Marie	Pisani	University of Rhode Island
Tracy	Elizabeth	Pisani	University of New Hampshire
Kevin	James	Powers	Endicott College
Madison	Marie	Price	Worcester State University
Sophia	Veronica	Prince	Framingham State University
Alexander	Rice	Quinn	University of Massachusetts, Lowell
Olivia	Matina	Racca	Massachusetts Bay Community College
Adrian	Naresh	Ramlal	University of Massachusetts, Amherst
Aaron	Bradley	Rappaport	University of South Carolina
Elaina	Hayden	Rebello	University of Rhode Island
Michelle	Elissa	Reinertson	AmeriCorps Service Program
Dylan	Fitzgerald	Reno	Wentworth Institute of Technology
Amy		Reynolds	Rensselaer Polytechnic Institute
Mara	Dorothy	Riley	Northeastern University
Jakob	Richard	Rioux	University of Massachusetts, Lowell
Daniel	Christopher	Robert	University of Richmond
Allegra	Rose	Robinson	Framingham State University
Kelly	Ann	Robinson	Tri County Cosmetology Program
Tayna		Rocha	Massachusetts Bay Community College
Megan	E	Rogers	Bentley University
Caroline	Maureen	Roskott	Framingham State University
Alan	Patrick	Ross	Employment
Lockwood	Chandler	Ross	Life Skills Transition
Scott	Lee	Roth	University of Oregon
Caitlin	Mary	Rudnicki	Boston College
Elisabeth	Ann	Salamy	Employment

Mark	Ryan	Salvia	Framingham State University
Jack	Edward	Sameski	University of Massachusetts, Amherst
Andrew	Charles	Samson	American University
David	Jeremy	Sanchez	United States Navy
Cameron	Edward	SanClemente	Bryant University
Adrena		Santorsola	Dean College
Andrew	Joshua	Saparoff	University of Massachusetts, Boston
Anthony	John	Saster	Dean College
Mason		Saunders	Roger Williams University
Denis	Alexandrovich	Savage	Massachusetts College of Pharmacy & Health Sciences
Phillip	Winslow	Sawyer	Syracuse University
Jane	Katherine	Scafati	Keene State College
Allison	Marie	Scarborough	Massachusetts College of Art and Design
Dillon	Paul	Scarnici	Life Skills Transition
Abby	Elizabeth	Seaver	Westfield State University
Jordan	Alexandra	Segal	Worcester State University
Derek	James	Shea	Utica College
Ryan	Andrew	Shea	Norwich University
Tayla	Marie	Sheck	Westfield State University
Matthew	Connor	Sheedy	University of Massachusetts, Boston
Austen	William	Sholudko	University of Massachusetts, Amherst
Holly	Elizabeth	Shumway	Worcester Polytechnic Institute
Matt	Anthony	Siebert	University of Massachusetts, Amherst
Jessica	Wendy	Signore	James Madison University
Kathleen	Susan	Sindoni	Stonehill College
Kyle	Joseph	Skidmore	Bridgton Academy
Caleigh	Elizabeth	Smith	Duke University
Lauren	Elizabeth	Smith	Towson University
Ryan	Michael	Snow	University of Massachusetts, Amherst
Megan	Elizabeth	Socha	Providence College
Samantha	Lee	Socha	Ithaca College
Thomas		Soehn	Eckerd College
Alexis		Souza	University of Massachusetts, Dartmouth
Alexa	Veralyn	Spalla	Eastern Connecticut State University
Lindsey	Marina	Sparages	Florida Atlantic University
Ryan	Christopher	Spillane	Kents Hill School
Grant	Robert	Spinella	Dean College
Jillian	Leigh	Spolidoro	Bryant University
Noah	John	St. Cyr	University of New Haven
Peter	Ronald	Stanwicks	University of Massachusetts, Amherst
Timothy	James	Stevens	University of Vermont
Nicholas	John	Stinehour	Seattle University
Brian	Patrick	Sugrue	Western New England University
Meg	Frances	Sullivan	University of New Hampshire
Michael	Patrick	Sullivan	Siena College
Nicole	Nancy	Sullivan	Western New England University
Alexander		Sun	Bunker Hill Community College
Nancy	Patricia	Symmes	University of Massachusetts, Amherst

Michaela	Rose	Taddeo	Anna Maria College
John	Joseph	Tasker	University of Massachusetts, Lowell
Zachary	Genno	Tassinari	Westfield State University
Katherine	Hope	Teixeira	Boston University
Gina	Yvonne	Terrasi	Roger Williams University
Derek	William	Tetrault	Westfield State University
Sean	Edward	Tetrault	Roger Williams University
Aimee	Lynn	Trottier	Quinnipiac University
Joshua		Tvelia	Endicott College
Jack	Edward	Vail	Springfield College
Tyler	Alan	Varda	University of Massachusetts, Dartmouth
Evan	Kenneth	Vaughan	Coastal Carolina University
Katherine	Mary	Vetrano	University of Massachusetts, Amherst
Harrison	Yeats	Ward	Ithaca College
Jessica	Mattison	Ward	Saint Michael's College
Kyle	Thomas	Wardrop	University of South Carolina
Taylor	Alena	Watson	Bridgewater State University
Daevon		Weathers	United States Army
Gillian	Marie	Weaver	Simmons College
Jennifer	Kaitlyn	Weidman	Community College of Rhode Island
Sarah	Elizabeth	Weilandt	University of Rhode Island
Abigail	Laurel	Weinberg	New York University
Madison	Kate	Wendell	Colby College
Ross	Michael	Wiech	University of Delaware
Nathan	Tyler	Wild	Plymouth State University
Marina	Essam	William	Massachusetts College of Pharmacy & Health Sciences
Christopher	Benjamin	Williams	Bunker Hill Community College
Laura	Shannon	Williams	Fitchburg State University
Nicole	Anne	Williamson	University of New Hampshire
Kimberley	Caitlin	Withers	Southern New Hampshire University
Evan	Martin	Woodcock	Quinnipiac University
Amy	Megan	Wright	Bridgewater State University
Stephen	James	Wyman	Methodist University
Kevin	Matthew	Xu	Framingham State University
Emma	Miranda	Yell	Massachusetts Bay Community College
Kelly	Elizabeth	Youngclaus	University of Massachusetts, Amherst
Nathan	James	Zaccardi	Roger Williams University
Sydney	Padden	Zuckerman	Emerson College

**CONGRATULATIONS GRADUATES!**



## FRANKLIN HIGH SCHOOL HONOR GRADUATES



**MADISON WENDELL,  
VALEDICTORIAN**

Franklin High School  
Class of 2015

**Will Attend:**

**Colby College**

Madison is a multi-faceted student whose maturity and drive to succeed are apparent from first interaction. Her intellectual curiosity and passion for learning have gained her the respect of her peers as well as the faculty at FHS. Madison has consistently challenged herself throughout her high school career and has enrolled in all the honors courses available to her as well as a total of seven Advanced Placement courses since her freshman year. Madison's academic excellence and high character earned her the recognition as the Harvard Book Award recipient during her junior year.

In addition to her academic demands, Madison actively involves herself in several extracurricular activities, programs, and clubs both in and out of school. Madison is a member of the National Honor Society and Spanish National Honor Society, Secretary of the Model UN club, and a three-sport athlete (Cross Country, Swimming, and Outdoor Track and Field). Madison's exceptional leadership and willingness to serve others do not go unnoticed, as she has volunteered countless hours as a Sunshine Club Member at the Senior Center and as a National Honor Society peer tutor. She has also participated in Habitat for Humanity, Walk for Hunger, and Relay for Life. She is also an incredibly skilled artist, whose pieces were selected to be published in the Celebrating Art Book for two consecutive years.

Madison is a student who has a variety of interests, and she takes initiative to expose herself to new experiences and immerse herself in different cultures. During the summer of her sophomore year, she was selected to take part in a unique internship opportunity conducting research for the Charles River Watershed Association. During her junior summer, Madison participated in a four-week immersion program in Spain. During her time in Spain, she was recognized with an award for her ability to be a role model and work well with others.

Madison's diligence and dedication to her studies has helped her gain admission to many competitive colleges, including Vassar College, Smith College, Connecticut College and Providence College. Madison will be exploring her options at Colby College in the fall.

## FRANKLIN HIGH SCHOOL HONOR GRADUATES



**HALEY FRANK,  
SALUTATORIAN**

Franklin High School  
Class of 2015

**Will Attend:**

**Syracuse University**

Haley Frank has accomplished a great deal in her time here at Franklin High School both as a student and as an outstanding member of the community. She is an extremely dedicated student, and has always looked to challenge herself with her courses. This is made obvious by the fact that Haley has taken a total of six AP classes between her junior and senior year covering each of the core academic areas. She truly has an enthusiasm for learning that goes beyond simply earning good grades. According to one of her teachers, she has always considered Haley as "...the whole package—an excellent critical thinker, in-depth reader, and adept writer." Haley's accolades include being a recipient of the Frederick Douglas & Susan B. Anthony award from the University of Rochester for her demonstrated commitment to understanding and addressing difficult social issues. She was also inducted into the National Honor Society, the Science National Honor Society, and the Spanish National Honor Society.

Along with her academic demands, Haley stays very busy outside of the classroom. Along with being a three-sport Varsity athlete (Girl's Soccer, Indoor and Outdoor Track & Field), Haley participates on the advisory board to the Youth Community Involvement Club; she is a coordinator for the Franklin Food Elves which helps raise funds for the Franklin Food Pantry, and Haley also went on the 9-day trip to China this past summer with her classmates as part of the China Cultural Summer Experience. Haley's hard work and determination have helped her gain admission to numerous competitive schools including Boston College, Northeastern University, and the University of Vermont. Haley will be attending Syracuse University in the fall to study Public Relations.