

Franklin Public Schools



Franklin School Committee 2012-2013

*Back Row: Paula Mullen, Chair; Susan Rohrbach, Vice Chair; Sean Donahue
Front Row: John Jewell, Cynthia Douglas, Pamela McIntyre, Roberta Trahan*

On behalf of the students, parents, staff and the community, we are pleased to submit this report about the activities and accomplishments of the Franklin Public Schools for the 2012-2013 school year.

As we open each meeting with reading the district's vision statement, we hope to breathe life into our strategic goals, and remind the community about what it is we are trying to accomplish in our schools. In our Vision Statement, we emphasize that the Franklin Public Schools "will foster within its students the knowledge and skills to find and achieve satisfaction in life as productive global citizens." And our mission statement reads as follows:

The Franklin Public Schools, in collaboration with the community, will cultivate each student's intellectual, social, emotional and physical potential through rigorous academic inquiry and informed

problem solving skills within a safe, nurturing and respectful environment.

Those are profound ideals and messages that are important to convey. Reading them aloud at a meeting may sound like a small thing, but that ceremonial act draws the attention of the audience, reinforces our vision and mission, and over time it sinks in and remains an important component of our educational experience. It is our hope that each meeting brings us closer to achieving those goals. Indeed, there are many things in this report that highlight the work being done in this district to further that vision and mission. Each school in the district presents a detailed portfolio in this report for your review and consideration.

Here are some of the unique highlights from the year.

In August, 2012 we welcomed several new administrators to replace retiring principals at Davis Thayer and Jefferson. Evemarie McNeil at Davis Thayer and Linda Ashley at Jefferson had an immediate impact on the staff, students and parents at their respective schools.

Members of the Franklin Public Schools, the School Committee, the Administration, and the FHS Building Committee joined elected officials from state and local government to break ground on the New Franklin High School. This new facility will enable Franklin to offer a 21st century experience for students and staff. In return for using one of the models, the state will pay about 59 percent of the proposed \$104 million total cost of a new school. As of this printing the construction project is on time and on budget and we anticipate the official opening in August, 2014.

Our students continued to excel scholastically and in all extracurricular activities while making a positive impact in Franklin and in the world with a variety of community services projects. The FHS Girls' Soccer team went undefeated and won the State Division I Championship despite overcoming many injuries and challenges.

The district was honored by the College Board for increasing access to Advanced Placement course and for increasing student outcomes on the AP exams. Our staff works hard to provide for the needs of our students. And they are recognized for their hard work and achievements on behalf of the students. As ambassadors for your schools, we extend personal, as well as collective, appreciation to the many employees and residents of the Town who provide ongoing support to the Franklin Public Schools.



∞ Vision Statement ∞

The Franklin Public Schools will foster within its students the knowledge and skills to find and achieve satisfaction in life as productive global citizens.

∞ Mission Statement ∞

The Franklin Public Schools, in collaboration with the community, will cultivate each student's intellectual, social, emotional and physical potential through rigorous academic inquiry and informed problem solving skills within a safe, nurturing and respectful environment.

∞ Core Values ∞

Student Achievement

All students are entitled to academic excellence, appropriate facilities and quality materials and instruction.

Social / Civic Expectations

Students will become engaged, responsible citizens who respect the dignity and diversity of all individuals and cultures.

School Climate

Through our words and our actions, we create a culture of civility, thoughtfulness, appreciation and approachability.

School / Community Relationships

An active commitment among family, community and schools is vital to student learning.

Community Resources for Learning

We partner with all members of the community to exchange ideas, solve problems and build a comprehensive educational experience.

The FY2014 proposed budget is driven by three key factors:

Personnel Salaries and Contractual Obligations:

The FY2014 proposed budget includes funding for all known collective bargaining increases as well as anticipated increases for those units with expiring collective bargaining agreements. The overall salary recommendation does not include costs for employees who are expected to be absent for the year due to an unpaid leave of absence. The net increase in personnel costs amounts to \$1,448,196.

Human resources continue to be our most valuable asset as indicated by the fact that eighty-four percent of the FY2014 budget is comprised of salaries and health benefits. The remaining sixteen percent accounts for payment for students attending out-of-district

placements, transportation, and other expenses, mainly supplies and purchased services.

Professional Development:

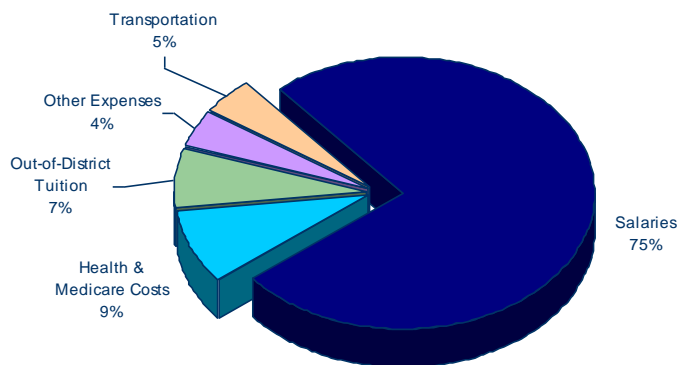
The FY2014 budget includes additional funding for professional development for teachers and administrators to be trained to implement the statewide educator evaluation system as mandated for FY2014. Funding is also set aside to support alignment of curriculum to the Massachusetts Frameworks/Common Core Standards in English/Language Arts, Math and Science. In addition, funds will be used for mandated training for all professionals serving our population of English Language Learners and contractual stipends for teachers, as the district moves towards improving internal coaching capacity. The net increase in professional development is \$160,902.

Health Care Benefits:

The Town of Franklin has continued to work closely with each of its collective bargaining units in an effort to minimize health care cost increases. Health care plan design changes have been agreed upon over the past several years. For FY2014 the projected increase in health care costs is \$179,475

Franklin's Insurance Advisory Committee continues to meet in an effort to contain costs and keep premium increases to a minimum. As a result, the Town and its employees have obtained significant cost savings. We are encouraged by this level of collaboration and we continue to further explore additional cost containment measures.

FY2014 Proposed Budget \$54,307,969



Summary by Function by Line Item

FY2014 Proposed Franklin School District Budget

	FY10 Actual	FY11 Actual	FY12 Actual (unaudited)	FY13 Approved Budget	FY13 Revised Budget	FY14 Proposed Budget	Amount of Increase/Decrease	Percentage Change
1110-School Committee	6,737	10,798	7,793	13,108	13,108	13,108	0	0.00%
1210-Superintendent's Office	252,088	237,600	255,346	250,078	252,078	254,378	2,300	0.91%
1220-Assistant Superintendent's Office	164,578	161,047	129,620	135,000	137,550	138,001	452	0.33%
1410 Business & Finance	294,011	252,813	298,753	303,567	306,566	312,166	5,600	1.83%
1420-Human Resources	136,901	148,381	152,311	165,478	167,978	169,212	1,234	0.73%
1430 Legal Services - School Committee	91,544	132,456	112,631	120,000	120,000	120,000	0	0.00%
1450-District-Wide Information Data Processing	0	42,635	2,850	10,000	133,000	181,850	48,850	36.73%
2110-District Wide Curriculum/Instruction	367,357	373,068	389,270	410,002	410,002	423,228	13,226	3.23%
2210-Principal's Office	2,401,400	2,477,354	2,403,833	2,529,382	2,786,496	2,712,640	(73,856)	-2.65%
2250-Principal's Technology	2,478	2,117	4,869	3,500	3,500	4,500	1,000	28.57%
2305-Teachers Classroom	21,914,489	21,371,456	22,497,623	22,625,601	22,437,066	23,034,609	597,543	2.66%
2310-Teachers Classroom-SPED	5,850,058	4,942,513	5,599,929	6,101,298	6,096,009	6,376,408	280,399	4.60%
2320-Therapeutic Services	148,582	1,648,616	1,670,260	1,666,540	1,726,540	1,793,443	72,903	4.22%
2325-Substitutes	485,509	519,630	464,254	443,248	443,248	450,000	6,752	1.52%
2330-Educational Assistants	1,868,161	1,854,043	1,565,945	1,701,404	1,539,875	1,603,622	63,747	4.14%
2340-Librarians	143,160	148,459	152,053	139,285	139,285	167,381	28,096	20.17%
2357-Professional Development	304,749	337,317	448,031	521,517	514,632	675,534	160,902	31.27%
2410-Textbooks/Media/Materials	389,513	422,000	343,284	351,531	350,354	383,376	33,022	9.43%
2415-Other Instructional Materials-Library	61,181	59,325	40,617	64,888	64,888	28,250	(36,638)	-56.46%
2420-Instructional Equipment	190,802	147,511	149,681	151,710	151,710	145,738	(5,972)	-3.94%
2430-General Supplies	451,282	444,648	432,770	384,592	379,176	408,121	28,945	7.63%
2440-Other Instructional Services	2,814	3,485	1,407	18,500	18,500	7,200	(11,300)	-61.08%
2451-Instructional Technology	260,541	246,911	269,755	173,620	148,414	173,327	24,913	16.79%
2453-Library Technology/Hardware	9,534	1,170	2,645	6,190	6,190	1,500	(4,690)	-75.77%
2455-Instructional Software	80,350	116,301	128,728	134,524	32,862	28,583	(4,279)	-13.02%
2710-Guidance/Counseling	669,339	796,610	879,909	869,913	869,913	945,041	75,128	8.64%
2720-Testing and Assessment	4,172	10,130	19,517	15,728	15,728	15,712	(16)	-0.10%
2800-Psychological Services	840,444	776,848	804,228	798,242	824,042	861,077	37,035	4.49%
3200-Medical/Health Services	575,840	584,789	599,690	597,089	597,089	645,030	47,941	8.03%
3300-Transportation Services	2,264,423	2,231,452	2,193,958	2,336,971	2,336,971	2,485,537	148,566	6.36%
3510-Athletics	510,974	217,191	311,269	321,469	321,469	321,469	0	0.00%
3520-Other Student Activities	184,943	170,488	187,851	204,629	218,202	244,568	26,366	12.08%
4300-Extraordinary Maintenance	0	0	9,968	0	0	0	0	
4450-Technology Maintenance	466,008	476,116	480,630	480,386	507,548	559,139	51,591	10.16%
5200-Fixed Charges/Insurance	4,187,604	4,166,663	3,827,953	4,718,532	4,718,532	4,898,007	179,475	3.80%
9000-Out of District	4,497,926	4,082,763	4,104,494	3,942,480	3,921,480	3,720,214	(201,266)	-5.13%
Total District Budget	50,079,892	49,614,704	50,943,725	52,710,000	52,710,000	54,307,969	1,597,969	3.03%

The FY2014 budget can be further summarized by the eleven categories of spending reported in the DESE Expenditure per Pupil calculations, which follow the order of the DESE chart of accounts. The chart below indicates the amount budgeted for FY2014 as well as the change from the FY2013 budget.

FY2014 Proposed Franklin School District Budget

DESE Function	Description	Amount	Increase/Decrease
1000	Administration	1,188,715	58,435
2100 - 2200	Instructional leadership	3,140,368	(59,630)
2305, 2310	Classroom and specialist teachers	29,411,017	877,942
2315 - 2340	Other teaching services	4,020,446	171,498
2350	Professional development	675,534	160,902
2400	Instructional materials, technology and equipment	1,176,095	24,001
2700 - 2900	Guidance and psychological	1,821,830	112,148
3000	Pupil services	3,696,604	222,873
4000	Maintenance	559,139	51,591
5000	Employee benefits and fixed charges	4,898,007	179,475
9000	Programs with other school districts (tuition, transportation)	3,720,214	(201,266)
	Total	54,307,969	1,597,969

Administration

Total: \$1,188,715

Accounts for salaries and expenses for central office departments such as Superintendent, Assistant Superintendent, human resource, and finance. Legal fees are also included here as well as any expenses incurred by or for the school committee. This budget category reflects an increase of \$58,435 due to reclassification of technology expenses previously reported in the 2400 series which are actually district-wide data processing services (such as support for the Student Information System software) rather than instructional technology.

Instructional leadership

Total: \$3,140,368

Accounts for salaries and expenses for building and district level leaders such as principals, assistant principals, curriculum leaders and expenses for the Office of Pupil Services. This budget category reflects a decrease of \$59,630 primarily due to FY13 revised budgeted amounts which are likely to exceed actual expenses.

Classroom and Specialist Teachers

Total: \$29,411,017

Accounts for salaries for all certified teachers with primary responsibility for teaching designated curriculum to established classes or students in a group instruction setting. This account also includes expenses for providing individualized instruction to students to supplement the services delivered by the student's classroom teachers. This budget category reflects an increase of \$877,942 primarily due to contractual obligations.

Other teaching services (library, therapeutic, substitutes, paraprofessionals)

\$4,020,446

Total:

Accounts for salaries for all certified and non-certified professionals who provide services as a substitute

teacher, paraprofessional, or therapist. Such individuals are responsible for providing assistance to teachers/specialists in the preparation of instructional materials or classroom instruction. This budget category reflects an increase of \$171,498 primarily due to the current year revisions made to the budget for paraprofessionals as well as increased costs for paraprofessionals and therapists due to contractual obligations.

Professional development

Total: \$675,534

Accounts for professional development expenses for professional staff as directed by the Office of Instructional Services. Expenses include teachers being trained to implement new curriculum or instructional practices, teachers targeted for training and support to remedy performance weaknesses, mentor teachers, curriculum coaches, and others who provide in-district professional development. Also includes contractual obligations for course reimbursement. This budget category reflects an increase of \$160,902 primarily due to provision of mandated trainings relating to the educator evaluation system, support for English Language Learners, and alignment of curriculum to the Massachusetts Frameworks/Common Core Standards. It also includes an increase and reallocation of substitute funds from the 2325 series offset by a decrease in contractually allotted course reimbursements to teachers.

Instructional materials, technology and equipment

Total: \$1,176,095

Expenses include technology and related software/media/materials, workbooks, materials, and accessories, such as CD-ROMs and videos, provided as an integrated package as well as printed manuals used to support direct instructional activities. Also included are reference materials for use in school libraries, lease/purchase of equipment used to produce instructional material, and general supplies and materials such as paper, pens, pencils, crayons, chalk, paint, toner, calculators etc. This budget category reflects a slight increase of \$24,001 primarily due to budgeted technology and instructional materials purchased at the discretion of the Principals.

Guidance and psychological services

Total: \$1,821,830

Accounts for salaries and expenses for guidance counselors, school adjustment counselors, psychologists and school adjustment counselors as well as any psychological evaluation, counseling and other services provided by licensed mental health professionals. Also includes any clerical staff as well as related supplies and materials. This budget category reflects an increase of \$112,148 primarily due to contractual obligations and

the anticipated expense of outside contractors providing psychological evaluations.

Pupil services

Total: \$3,696,604

Accounts for salaries of school nurses and related supplies as well as expenses for the school physician. All salaries, stipends, and expenses for transportation of students, extracurricular activities and athletics are included as well. This budget category reflects an increase of \$222,873 primarily due to an increase in transportation costs coupled with a reduction in the offset from the revolving account. An increase in nursing services is included as well as a reduction in the offset from the extra-curricular activity revolving account.

Maintenance (technology only)

Total: \$559,139

Includes salaries and expenses of technology specialists and technicians to support the school district's networking and telecommunications infrastructure. This budget category reflects an increase of \$51,591 primarily due to the projected addition of a building technician to support the department.

Employee benefits and fixed charges

Total: \$4,898,007

Accounts for all employer contributions to Medicare based on payroll expenses. Also includes all employer share cost for health care and life insurance premiums for active and retired school employees. This budget category reflects an increase of \$179,475 based on a projected 7% increase in health care premiums calculated on estimated FY13 actual expenses.

Programs with other school districts (tuition)

Total: \$3,720,214

Includes costs for tuitions for students with special needs to access the curriculum through other public school districts in Massachusetts, out-of-state schools, and non-public schools. Also includes any payments of assessments to member collaboratives for administrative and instructional services in accordance with collaborative agreements. This budget category reflects a decrease of \$201,266 due to shifts in student population (students moving and/or graduating) and modifications to placements based on team decisions currently in place. The slight increase Circuit Breaker funding used to offset costs in this category reflects the annual estimate of FY13 receipts to be used in FY14 consistent with the School Committee's philosophy regarding use of revolving funds.



F.X. O'Regan Early Childhood Development Center

224 Oak Street

Karen Seyfried-Principal

www.franklin.ma.us/auto/schools/ecdc

School Philosophy:

The Francis X. O'Regan Early Childhood Development Center is a multi-aged integrated preschool operated by the Franklin Public Schools. The program is designed for children who are three to five years old. Parent and community involvement is an integral part of our school.

The highly trained staff utilizes a developmentally appropriate curriculum based on the National Association for the Education of Young children and the Massachusetts Department of Education guidelines. Multi-sensory and hands-on experiences maximize learning opportunities in the areas of social/emotional, language, motor, cognitive, and daily living skills.

School Mission:

The Francis X. O'Regan Early Childhood Development Center's mission is to focus on the whole child and their families by providing a safe and nurturing environment that support a high quality early childhood education.

We encourage each child to observe, question, and explore their environment. The Francis X. O'Regan Early Childhood Development Center believes every child has the ability to learn and will be provided the tools needed for them to succeed.

Enrollment:

Current enrollment: 175 students

105 tuition students

70 students with individualized educational programs (IEP)

Professional Staff:

Early Childhood Special Educators-7

Speech and Language Therapist-2.5

Physical Therapist-1

Occupational Therapist-1

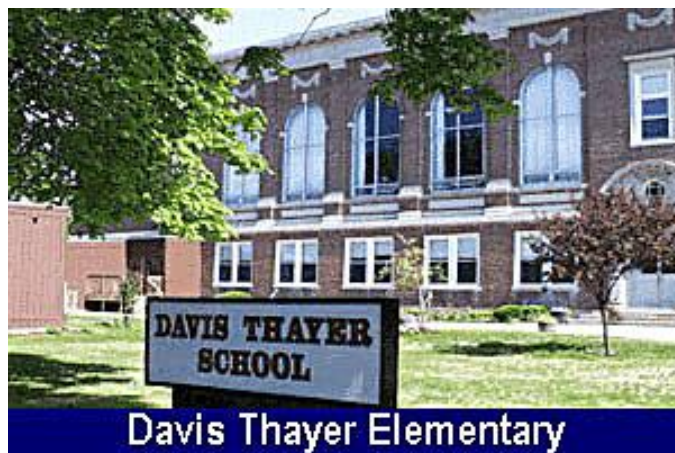
School Nurse- 1

Educational Assistants-equivalent of 11

School Facts:

1. Outreach- Special Education consults to private preschools
2. Community involvement: Weekly partnership with the Franklin Senior Center (music/art), Franklin Food

- Pantry (throughout the year), Meals on Wheels (Thanksgiving placemats), Shriner's Hospital (can tabs), Santa Foundation (ECDC family donations), and Boston Children's Hospital (new book drive)
3. Facilitate and coordinate the Franklin Early Childhood Network (Franklin private and public preschools and kindergarten programs) and the Department of Early Education and Care mandates
 4. Child Find- Screen and evaluate all Franklin three to five year olds suspected of a disability
 5. Provide special education services for Franklin three-to five years old with a disability
 6. The F.X. O'Regan Early Childhood Development Center is accredited by the National Association for the Education of Young Children



Davis Thayer Elementary School
 137 West Central Street
 Franklin, Massachusetts
 Evemarie McNeil, Principal
www.franklin.ma.us/auto/schools/davis/

School Mission: The mission is to provide the environment and the resources to enable and encourage every student to become:

- an individual who strives to achieve his/her emotional, intellectual and physical potential
- an enthusiastic lifelong learner who is self-motivated and inquisitive
- a critical and creative thinker who can communicate skillfully through a wide range of disciplines
- an effective collaborator/team member who can develop and maintain positive relationships
- a compassionate individual who understands the lessons of history, respects other points of view and appreciates differences
- a self-confident, responsible and active member of the ever-changing world community

The Davis Thayer community encourages students to become respectful and responsible citizens by nurturing self-esteem and a love of learning and fostering the ideals of **excellence, courage, honor and service to others.**

Enrollment: 330 students in grades K-5 as of January 22, 2013

Professional Educator Staff: 16.0 classroom teachers, 4.0 special education teachers, 1.0 Math CET/Head Teacher, 1.0 Literacy Specialist, 1.0 Speech/Language Pathologist, 0.7 FTE School Adjustment Counselor, 0.5 Team Chair, 0.5 School Psychologist, 0.4 Occupational Therapist, 0.5 FTE Music and Chorus, 0.6 FTE Art, 0.4 FTE Health, 0.8 FTE Physical Education

School Facts:

- Davis Thayer offers enrichment and support services throughout the school day and beyond including:
 - WIN (What I Need) intervention blocks at all grade levels including literacy and art enrichment for grades one through grade 3, and MCAS support tutoring for grades three through five
 - Title I support is provided to grades kindergarten and one
 - Chorus for grades four and five
 - After school MCAS support tutoring
- Grade five Bobcat Buddies club works to promote elimination of all types of bullying and unkind behavior. The Buddies have also spearheaded several community service projects including donations to the Franklin Food Pantry, a winter coat drive, and Coins for the Cure
- The Davis Thayer PCC raises funds to provide numerous cultural, academic, and science programs to enrich the educational program for our students. Additionally, they provide family events throughout the school year.
- We are establishing a strong partnership with Dean College to support educational programs for both Dean and Davis Thayer
- We hold a Community Reading Day in March to help generate excitement around reading and engage our community stake holders with the Davis Thayer Community.
- Annual academic projects such as the 3rd grade Planets Project, the 4th grade Wax Museum, and the grade 5th grade Invention Convention; these are presented to the school and parent communities
- Family Math Mornings are held monthly to familiarize parents with games that can be played at home to reinforce math skills.
- The music department organizes various student concerts during the school year
- The Davis Thayer “Read Across America” program has returned to encourage reading and writing both in school and at home

School Achievement Profile:

Davis Thayer did not meet our gap narrowing goals during the 2011-2012 school year. Our school’s overall performance relative to other schools in the same grade span was at the 74th percentile. A percentile score of 75 or higher equals “on target” for meeting gap narrowing goals. For the full DESE Davis Thayer report card, please refer to the following link:

<http://profiles.doe.mass.edu/reportcard/rc.aspx?linkid=37&orgcode=01010035&fycode=2012&orgtypecode=6&>

- We have implemented intervention blocks at least three times each week at all grade levels. Each grade level team also has two common planning blocks per week to discuss and problem solve ways to increase student attainment of the grade level standards across all curriculum areas.

Projected Class Sizes

	K	1	2	3	4	5
Davis Thayer		21	19	21	21	18
		22	19	21	20	18
			19	20	20	18
DT Grade Totals	?	43	57	62	61	54



Jefferson Elementary School
628 Washington Street
Franklin, MA 02038
Linda Ashley, Principal

School Motto: *Jefferson Learning Keeps the World Turning*

School Mission:

Our mission, in partnership with Jefferson families, is to promote academic excellence through appropriate educational experiences in a safe and healthy environment that is conducive to developing a lifelong learner. We will promote social competency by encouraging a sense of self-esteem, teamwork, a respect for human diversity, and an appreciation for the importance of community involvement.

Enrollment: 410

Professional Staff: 45

School Facts:

- ❖ 100% of professional staff is “highly qualified” according to DESE guidelines.
- ❖ Jefferson teachers incorporate the Reader’s and Writer’s Workshop model within a balanced literacy program.
- ❖ Teachers foster active student learning through technology integration, engaging lessons, and differentiated instruction.
- ❖ Our active Parent Communication Council (PCC) raises funds and organizes volunteers to provide numerous cultural, academic, and family enrichment assemblies and events.
 - Artist-in-Residence
 - Before School Tutoring
 - Open Circle – Social and Emotional Learning Curriculum
 - Character Education Program
 - Community Service Projects and Recycling Program
 - Thanksgiving baskets for families in need
 - Food Pantry Donations
 - Supplementary Reading Incentive Program, 2013 Theme: Wild About Books
 - Jump Rope for Heart Project
 - Student Council

Spring 2012 MCAS Results:

21% of our 5th graders scored at the Advanced level and 60% scored at the Proficient level in ELA. 53% of our 5th graders scored at the Advanced level and 34% scored at the Proficient level in Math.

26% of our 5th graders scored at the Advanced level and 48% scored at the Proficient level in Science.

22% of our 4th graders scored at the Advanced level and 54% scored at the Proficient level in ELA. 44% of our 4th graders scored at the Advanced level and 38% scored at the Proficient level in Math.

13% of our 3rd graders scored at the Advanced level and 52% scored at the Proficient level in Reading.

32% of our 3rd graders scored at the Advanced level and 34% score at the Proficient level in Math.



Helen Keller Elementary School

500 Lincoln Street

Franklin, MA 02038

<http://kellerelementary.vt-s.net>

School Motto: *“Alone we can do so little; together we can do so much.” Helen Keller*

Mission: The mission of the Helen Keller Elementary School, through strong support systems, and with the cooperation of parents and community, strives to educate all students to high levels of performance, measured by local, state, and national standards. We are committed to fostering strong social values and responsibility to self, others and the global community. The entire Keller staff pledges to support this mission in a safe and nurturing environment.

Enrollment: 536 (K=79; 1st=88; 2nd=91; K-2=7; 3rd=95; 4th=112; 5th=91; 3-5=7)

Professional Staff: 43.3 staff and 13 Educational Assistants (4 Learning Center, 1 Nurse, 1 Library, 2 Kindergarten, 5 Special Education inclusion)


School Facts:

- The Keller Family expanded when we welcomed the students, families and staff from the Primary and Intermediate Learning Centers from the Parmenter School.
- Six staff members joined the Keller community and FPS for their first year.

- Staff positions were reconfigured to include a new Assistant Principal position.
- Keller teachers in grades 3-5 are engaged in math Professional Development and are incorporating new strategies and methodologies into their daily practice.
- Teachers in K-2 continue to focus on Writer's Workshop and Foundations for Professional Development.
- We are working towards moving to more of a co-teaching model to provide Special Education support services.
- What I Need Know (WINN Time) blocks were established to provide reinforcement and extension for children in grades 1-5. These groups are flexible across the grade and meet twice per week for forty-five minutes.
- We will complete the Study Group phase of NAEYC accreditation this spring.
- The faculty is involved in a collaborative reflection regarding our common positive expectations for children. This is facilitated by the Leading Together work of the leadership team.
- Two fifth graders organized the "Keller Lends a Helping Hand" fundraiser which raised \$1700 to benefit the Stony Brook School Support Fund.
- In addition to the month we are assigned to do a food drive for the Franklin Food pantry, we ran two additional drives when they expressed a need town wide.
- Keller participated in the town wide drive to benefit Hurricane Sandy relief efforts.

School Achievement Profile (MCAS): Level 1 Accountability

GRADE 3	Advanced	Proficient	Needs Improve.	Warning
Reading	23%	57%	19%	0%
Mathematics	38%	37%	21%	3%
GRADE 4	Advanced	Proficient	Needs Improve.	Warning
Reading	21%	61%	18%	0%
Mathematics	29%	46%	24%	1%
GRADE 5	Advanced	Proficient	Needs Improve.	Warning
Reading	29%	57%	13%	1%
Mathematics	44%	37%	18%	1%
Science/Tech.	26%	40%	33%	1%



John F. Kennedy School

551 Pond Street

Joan D. Toye, Principal

Abigail C. Dressler, Assistant Principal

<http://www.franklin.ma.us/auto/schools/kennedy/>

School Mission:

The mission of the John F. Kennedy School is to enable, encourage, and challenge every student to continue the pursuit of lifelong learning by providing a safe, nurturing, and enjoyable academic environment. Through the collaborative efforts of staff, parents, and community we strive to help each student become a confident, responsible, and active citizen in an ever-changing global society.

School Motto: **L**adybugs, **A**lways **D**evote **Y**ourselves to **B**eing **U**pstanding Citizens, **G**ood Friends, and **S**uper Students.

Enrollment: 464

Professional Staff: 31 teachers/specialists, 6 part-time specialists, 8 Educational Assistants (EAs)

School Facts:

- Our mascot is the ladybug. The ladybug was named the official state insect due to the efforts of Kennedy School students, who filed a petition and followed the legislative process through to the State Legislature's successful passage of the bill.
- Our school-wide Ladybugs Good Citizen Program recognizes exemplary student behavior.
- An active Student Council selects a community service project to support each year.
- Outside of the school day learning is supported through our Morning Math Club, and MCAS tutoring groups in ELA and Math.
- We continue to be an accredited early childhood program through NAEYC (National Association for the Educators of Young Children).

School Achievement Profile:

- Our latest (2012) data designate us as a Level 1 School.
- On Spring 2012 MCAS testing:
 - 87% of our 5th grade students achieved at levels Proficient or Advanced in Math, with 60% scoring in the Advanced range.
 - 76% of our 3rd grade students achieved at levels Proficient or Advanced in Math.
 - 79% of our 5th grade students achieved at levels Proficient or Advanced in ELA.
 - 87% of our 4th grade students achieved at levels Proficient or Advanced in Math, with 38% scoring in the Advanced range.



4th grade chorus concert



Oak Street Elementary School

224 Oak Street

Franklin, MA 02038

Principal Corine Minkle

<http://www.franklin.ma.us/auto/schools/oak/default.htm>

School Motto: *Lessons from the geese.*

School Vision: To foster critical thinking. To strive for academic excellence. To promote life long learners.

School Mission: Oak Street School creates a safe, nurturing, child-centered environment that promotes a variety of effective teaching and learning strategies, while fostering a positive self image for all learners. Students will achieve their

maximum potential towards life-long learning based on their abilities, learning styles, and developmental stages. Our educational programs will meet students needs and develop critical thinking skills, as well as emphasize academic excellence. Such excellence depends on diversity of perspective, a spirit of independence, and a community of trust. Oak Street School aims to create cooperative partnerships linking our school with the home and community.

Enrollment: 479

Professional Staff: 36

Expectations: The staff of the Oak Street School expects all students to master the academic standards set forth in the Franklin Public Schools' curriculum guides that are based on the Massachusetts State Frameworks.

School Facts:

- 100% of professional staff is highly qualified according to DESE guidelines
- Kindergarten is NAEYC accredited
- All classrooms have incorporated *Reader's and Writer's Workshop*
- Kindergarten, grade one and grad two all us the *Foundations* phonics program
- Night of the Arts
- Walking Wednesdays
- Oak Street PCC raises funds to provided numerous enrichment programs
- Best Buddies
- Grade 5 D.A.R.E.
- Student recycling and banking program
- Community service projects:
 - Jump Rope for Heart
 - Hurricane Sandy
 - Sandy Hook Elementary School, CT
 - Coat Drive
 - Franklin Food Pantry

School Achievement Profile:

<http://profiles.doe.mass.edu/profiles/general.aspx?topNavId=1&orgcode=01010030&orgtypecode=6&>



Gerald M. Parmenter Elementary School

235 Wachusett Street

Tom Morris, Principal

<http://www.franklin.ma.us/auto/schools/parmenter/>

School Motto: *Touching minds, shaping futures*

Mission Statement

The Gerald M. Parmenter School community's mission is to touch the minds and shape the futures of its students preparing

them to meet the opportunities and challenges of their lives. Parmenter creates a learning environment in which students are encouraged to:

- develop into self-confident, independent, responsible, and compassionate individuals.
- respect other points of view and appreciate differences.
- become self-motivated learners who strive to attain high levels of achievement.
- work individually and cooperatively to solve problems creatively and communicate effectively.
- reach out to the global community to broaden their learning experiences.

School Goals

The Gerald M. Parmenter School provides a balanced curriculum that enables and encourages students to:

- Accept social and academic responsibility for their actions.
- Respect integrity, hard work, diversity and the rights, opinions, and feelings of others.
- Apply appropriate problem-solving skills in academic areas and social situations.
- Communicate effectively when speaking and writing.
- Listen with understanding and empathy.
- Read for understanding and enjoyment.
- Use mathematical skills as a practical life tool.
- Develop skills based on the scientific method and a hands-on approach.
- Learn about people and their cultures.
- Develop skills and attitudes that promote physical and mental health.
- Develop an appreciation of the arts.
- Use technology and other media appropriately as tools to gain knowledge and enhance understanding of other curricular areas.

•

Enrollment: 449

Professional Staff: 39 Teachers and Specialists and 10 Educational Assistants

School Facts:

- The Parmenter mascot is the Parmenter Panda.
- Custodian Joe Zazza is the Parmenter Artist-In-Residence and has painted murals and stenciled artwork to enhance our hallways.
- As a school community, Parmenter is leading the way in going green with our Water Gardens, Rooftop Solar Panels and Comprehensive Recycling Program.
- The Town of Franklin installed several water gardens around Parmenter during the summer of 2010. The water gardens will help to make the Charles River cleaner and safer by collecting water runoff and naturally distilling it back into the water table. Parmenter is part of the Charles River watershed and runoff flows from the school to the river.
- Parmenter received a state grant to add fifty solar panels to the roof. This project will significantly reduce energy costs. Part of the grant includes a weather monitoring system which will be used by students to supplement their science curriculum. The solar panels were installed during the

spring of 2011. Teachers and students monitor our energy production on a daily basis.

•

School Achievement Profile:

- Parmenter is classified as a “Level 1” school by the Massachusetts Department of Elementary and Secondary Education. Our school PPI (Progress and Performance Index) score on the ELA and Math portion of the MCAS was 84. We gained points by continuing to close our proficiency gap, as well as raise student growth performance.
- It should be noted that the success of Parmenter School’s MCAS testing is due to outstanding teaching by highly committed educators, hard work on the part of our students and the never ending support of the parent community.



Horace Mann Middle School

224 Oak Street

Principal: Shawn M. Fortin

<http://www.franklin.ma.us/auto/schools/horace/>

School Motto:

“If any man seeks for greatness let him forget greatness and seek for truth, and he shall find them both.” Horace Mann (1838)

School Mission:

Our Students will Sail the SEVEN Cs (Confidence, Curiosity, Competition, Cooperation, Critical thinking, Creativity, and Character) to Success!

School Vision:

To develop the Six Pillars of Character (Trustworthiness, Respect, Responsibility, Caring, Fairness, and Citizenship) in all of our students.

Enrollment: 497 – 6th:160 7th:170 8th:167

Professional Staff: 45.8

School Facts:

- Selected a school mascot – the lightning
- Select Chorus performed at Massachusetts Instrumental and Choral Conductors Association (MICCA) festival and they received a bronze medal
- Orchestra performed in a Gold Medal Showcase at Mechanics Hall in Worcester, MA

- Students have been selected for the MMEA Central District Band, Orchestra and Chorus and the MICCA Festival for Orchestra and Chorus
- Student project for History Day won an award for Best Massachusetts title
- Drama club won a gold medal at METG Middle School Drama festival
- Students participated in small group professional writing seminar with author/journalist Steve Krasner
- Student team competed in the Lego League Robotics Competition
- Students presented at the Franklin Historical Museum for the Benjamin Franklin Birthday Celebration
- The Math Team won their IMLEM league and competed in Math Counts and AMC 8.
- Students participated in the state competition for the national Geography Bee
- Students participated in SEMAGNET Geography Fair
- Social studies and unified arts teachers hosted a World Geography and Culture Night
- Best Buddies received grant for Animal Adventures show and Pottery Painting activity
- Sold “Quacks for a Cure” and raised \$1200 for Juvenile Diabetes research
- School donated \$1500 to American Cancer Society through the Pennies for Patients drive
- Several teachers have received FEF grants for enrichment and enhancement activities
- School-wide reading initiatives recognized by the International Reading Association
- School partnered with WB Inc. to send forty students attend the Boston premier of *The Hobbit*
- Continued efforts in bullying prevention include:
 - Sent students to Bridgewater State University for bullying prevention training
 - Wired Teens have developed initiatives for “Speak Up” and “Delete Digital Drama”
 - Students and faculty trained in peer mediation techniques

School Achievement Profile:

Horace Mann Middle School 2010-2011 MCAS Data				
Test	% Advanced	% Proficient	% Needs Improvement	% Warning
6 th Grade ELA	30	55	12	3
6 th Grade Math	41	37	17	5
7 th Grade ELA	28	63	9	0

7 th Grade Math	31	40	22	7
8 th Grade ELA	27	65	8	0
8 th Grade Math	35	37	23	5
8 th Grade Science	2	56	39	3



Remington Middle School

628 Washington Street

Paul Peri, Principal

<http://remingtonmiddle.vt-s.net/Pages/index>



School Motto: “Intelligence plus character-that is the goal of true education.” – Dr. Martin Luther King, Jr.

School Vision: We strive to teach our subject matter with passion, and our students with compassion!

School Mission: The Remington Middle School Community is dedicated to understanding and guiding students during this unique developmental stage, and facilitating their transition to high school. We are committed to fostering the intellectual, physical, emotional and social needs of our students. Our programs promote academic excellence, equity, responsibility, and the development of skills that will encourage students to be independent learners and critical thinkers.

Enrollment: 484 students

Professional Staff: 55 Teachers/Staff/Aides 1/3 Chorus – 1/3 Band – 1/3 Orchestra

School Facts from this past year:

- Remington Middle School is recognized as one of ten Spotlight Schools in Massachusetts, and one of forty ten New England, by the New England League of Middle Schools (NELMS).
- Laura Chiaravalloti, 6th grade ELA/SS completed her Ph.D in Education at the University of Rhode Island/Rhode Island College. Dr. Chiaravalloti is our second doctor on staff.
- Meg Goff, 6-8th grade Art teacher, has her first personal art show running in Cambridge, MA. One of Ms. Goff's students, Julia Dextrateur, was awarded the Gold Key Award for a print she entered into the Scholastic Art and Writing competition.

- Brian Wildeman, RMS Assistant Principal, and Paul Peri, RMS Principal, presented at the New England League of Middle Schools annual conference. Their topic was in regards to movement in the classroom. Paul Peri also taught two fall graduate courses, one to professional status teachers, and another to new teachers and has presented at numerous conferences regarding the state's new teacher evaluation system.
- June Thall, 7th grade science, serves on the executive board of Teachers21.
- Keith Turner, 6th grade Math/Science presented at the MSSAA Summer Institute and continues to positively impact the mathematical growth of 6th grade students through his "Fresh Start" program.
- Leslie McInnis, RN, and Charlene Harn, Health Aide, created a website for the Remington –Jefferson Health Office. Parents and students will find links to: health forms, immunization requirements, health related topics, medication guidelines and frequently asked questions. The home page offers up to date announcements on current health concerns, healthy recipes and important information from the Massachusetts Department of Public Health. The website address is:
<http://teacherweb.com/MA/Remington-JeffersonHealthOffice/LeslieMcInnisRN/apt1.aspx>
- The entire RMS school continues to implement iPeriod classes across the grade levels. iPeriod is a research based and data driven instructional reform that targets Math and Literacy skills for students, is an RtI initiative, and addresses MCAS standards. Almost 20% of the student body is currently engaged in before and after school MCAS support groups.
- RMS feels community service, and community service learning, are valuable middle school experiences. Our school is currently involved in a year-long, school wide CSL project centered around the topic of water, with the goals of raising student awareness of water-related issues around the globe while also helping students understand the connections between what they learn in school and the skills and knowledge they will need in the real world.
- And in music news, our chorus received a Bronze medal, the band a Silver medal and the orchestra received a Gold medal at the annual Massachusetts Instrumental and Choral Conductors Association (MICCA) festival. The orchestra performed in a Gold Medal Showcase at Mechanics Hall in Worcester, MA.
- 224 RMS band, chorus and orchestra students performed for a full house for the winter concert in December. 21 RMS students are rehearsing along with 45 students from ASMS and HMMS to prepare for the middle school musical, "Honk". The performances will take place on Friday and Saturday, March 8th & 9th in the HMMS auditorium.

School Achievement Profile:

Remington Middle School 2011-2012 MCAS Data				
Test	% Advanced	% Proficient	% Needs Improvement	% Warning
6 th Grade ELA	24	58	15	4
6 th Grade Math	44	34	16	5

7 th Grade ELA	28	56	13	3
7 th Grade Math	39	31	23	8
8 th Grade ELA	24	69	5	1
8 th Grade Math	35	39	18	7
8 th Grade Science	7	58	31	4



School Name: Annie Sullivan Middle School

Address: 500 Lincoln Street

Principal Name: Beth A. Wittcoff

Web site link:

<http://www.franklin.ma.us/auto/schools/sullivan/>

School Motto:

- ❖ Setting Our Goals Higher and Higher (as seen on our student designed logo created in 2005).

School Vision:

- ❖ To foster within middle school students the desire to achieve and to help them make healthy decisions in all areas (academic, social, behavioral and physical) that will chart their course for a positive and productive future.

School Mascot:

- ❖ Huskies (Student driven process run by Student Council held this school year 2012 - 2013)

School Mission:

PERSONAL GROWTH

- ❖ ASMS celebrates the unique qualities of early adolescence by nurturing the physical, social, emotional and intellectual growth of all students.

ACADEMIC STANDARDS

- ❖ We encourage independent, creative and critical thinking in a rigorous program of studies that promotes student excellence. Our team of educators combines passion with innovative practices to inspire lifelong learning.

CULTURE

- ❖ We provide a safe learning environment that fosters tolerance and respects individual differences.

COMMUNITY

- ❖ In partnership with the Franklin community, our mission is to educate our students to be resourceful, responsive and contributing members of our evolving society.

Enrollment: 459

Professional Staff: # of staff: 41.6 (.5 shared nurse and .5 shared Occupational Therapist with Helen Keller; .3 Chorus and shared .3 Orchestra with other middle schools)

School Facts:

- ❖ Annie Sullivan has a robust after school club life with over 50% of students participating in one or more clubs. There are twenty+ clubs including a new sign language club and self-directed study club.
- ❖ Student Council led the student body through a mascot selection process that was totally student driven. The new mascot is a Husky. Some students reported that they chose the Husky because, "Huskies work together to pull the sled just like students at ASMS work together in class."
- ❖ School wide assembly was held to honor victims and survivors of Sandy Hook School in Newtown, Connecticut.
- ❖ ASMS has partnered with HKES in the Helping Hand fundraiser for the United Way – Sandy Hook School Support Fund.
- ❖ **SIMS Club** (Students interested in math and science) participated in the **Math Counts Competition** and received **Gold School Award 2011**
- ❖ Two Eighth grade students nominated and awarded the **John F. Kennedy Make A Difference Award** presented at the John F. Kennedy Presidential Library in March 2012.
- ❖ Nine ASMS students received awards in the Boston Globe Scholastic Art Awards 1 Gold Key 2 Silver Key and 6 Honorable Mentions. Their artwork was displayed at the State Transportation Building in Boston February 13th – April 20th, 2012.
- ❖ **Best Buddies** received nine grants in 2012 from **The Friends of Best Buddies**. The grants awarded provided funding for the following social activities which support the mission of Best Buddies. Funded Grants: Train Ride to South Station, Cooking lessons, Best Buddies Luncheon at local Restaurant, Bowling outing for 1:1 buddies, Pump It Up visit, Lunch Gift Cards for Buddy Lunches, Pizza Party Social, Ice Cream Social and Best Buddies T-Shirts for club members.
- ❖ Multi-grade Newspaper Club plans to publish three editions in 2012 – 2013 school year. First edition published in December 2012 featuring an *Ask Annie Column*.
- ❖ Community Service Club (Communiten) sponsored annual Winter Coat Drive, multiple visits to a local nursing home, sponsoring a Terra Cycle recycling program, and increasing awareness of global needs by raising monies for an orphanage in Uganda.
- ❖ Vibrant Student Council that has raised money for the Franklin Food Pantry, sponsored several spirit weeks..
- ❖ Students auditioned and have been selected for the MMEA Central District Band, Jazz Band Orchestra and Chorus.
(Massachusetts Music Educators Association)
 - ❖ Attendance at MICCA Festival for Orchestra and Chorus (Massachusetts Instrumental, Band, Choral and Conductors Association).
 - ❖ First eighth grade Lip Synch performed and shown at the Step Up Ceremony 2012. Will become an annual eighth grade tradition.

School Achievement Profile: Level 1

Annie Sullivan Middle School 2011-2012 MCAS Data				
Test	% Advanced	% Proficient	% Needs Improvement	% Warning
6 th Grade ELA	21	62	12	5
6 th Grade Math	43	36	17	5
7 th Grade ELA	16	74	9	1

7 th Grade Math	26	41	22	11
8 th Grade ELA	34	61	2	3
8 th Grade Math	34	38	23	5
8 th Grade Science	16	57	23	4



Franklin High School

218 Oak Street

Peter Light, Principal

<http://franklinhigh.vt-s.net/Pages/index>

School Motto: *Home of the Panthers*

Academic Vision - In order for Franklin High School students to become responsible and passionate learners, we expect them to be able to communicate effectively through listening, speaking, writing and a variety of media and techniques; and creating and performing. Read critically with understanding. Analyze and solve problems effectively by working collaboratively, identifying, clarifying and describing issues/problems, locating, organizing and processing information from various sources, utilizing thinking skills and reasoning strategies and creating, testing and justifying solutions and conclusions; and make interdisciplinary connections through observing and understanding connections within and between disciplines and articulating and demonstrating these connections. Demonstrate knowledge and skills to promote the health, safety and well-being of oneself and others.

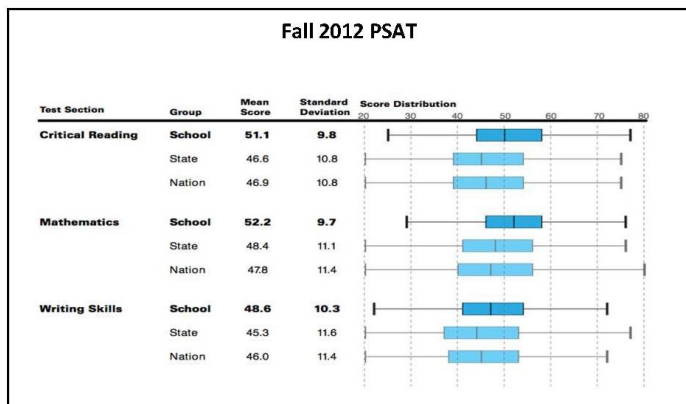
Social and Civic Vision - In order to help prepare our students to be contributors to our democratic society and an interdependent world, we expect them to have respect for themselves and others, be open minded and compassionate, make informed decisions and accept responsibility for them,

be involved in school and community activities, develop and cultivate knowledge of their physical, emotional and social well-being, utilize effective problem solving strategies to resolve social and emotional issues, be responsible citizens and be ambassadors of the school and the community.

School Mission: Franklin High School exists as a covenant among students, parents, staff and community. This collaboration promotes a rigorous, safe and nurturing environment in which students are responsible and passionate learners. In an atmosphere of equality, acceptance and respect, students prepare to contribute to our democratic society and an interdependent world.

Enrollment: 1626

Professional Staff: 130.8



2012-13 FHS League Champs

Girls Soccer Boys Soccer
Girls Lacrosse Boys Lacrosse
Field Hockey Girls Basketball
Boys Ice Hockey

2012-13 FHS Section Champs

Girls Soccer
Boys Ice Hockey

2012-13 FHS State Champs

Girls Soccer

National Merit Scholars

Haven R. Butler
Hilery C. Chao
Rachit A Chaudhury
Emily C Chicklis
Marielle R. DaCosta
Troy P. Donahue



Recognition

- Two consecutive years (2011, 2012) named to National AP Honor Roll
- Winner of Boston Globe Dalton award for most winning athletic record among Division 1 schools in Massachusetts
- Jane Hogan, Director of Art, named Massachusetts Art Administrator of the Year

Spring 2012 MCAS

Grade and Subject	Total Advanced and Proficient	Advanced	Proficient	Needs Improvement	Warning/Failing
	SCHOOL	SCHOOL	SCHOOL	SCHOOL	SCHOOL
GRADE 10 - ENGLISH LANGUAGE ARTS	97	64	33	4	0
GRADE 10 - MATHEMATICS	91	69	22	5	3
GRADE 10 - SCIENCE AND TECH/ENG	88	38	50	12	0

GRADUATING CLASS OF 2012

Size: 418

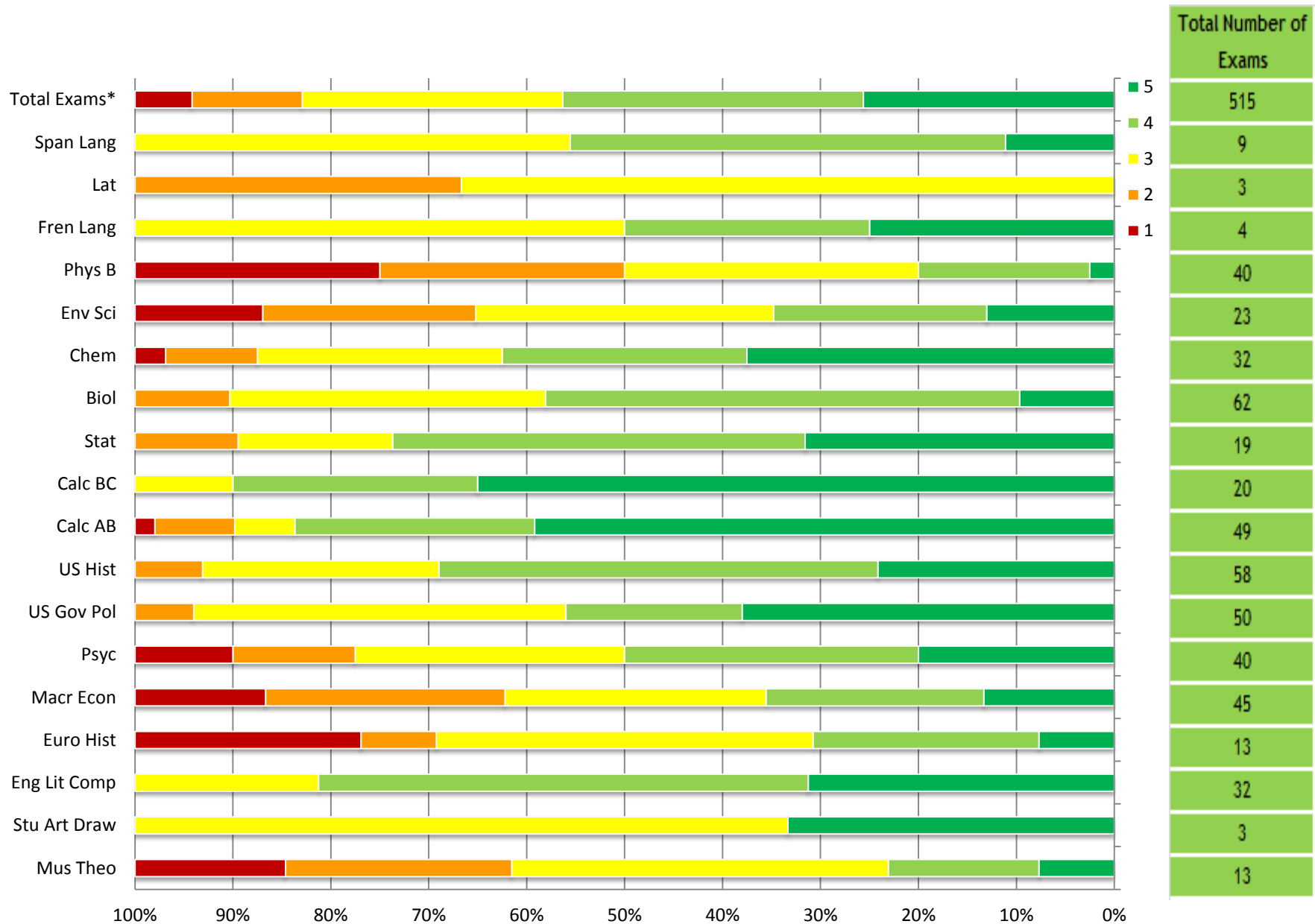
4-year colleges 88.1%
2-year/trade colleges 7.6%
Continuing Education 95.7%
Work or military 4.2%

Taking SAT 85%
Mean score-CR 536
Mean score-M 561
Mean score-WR 539

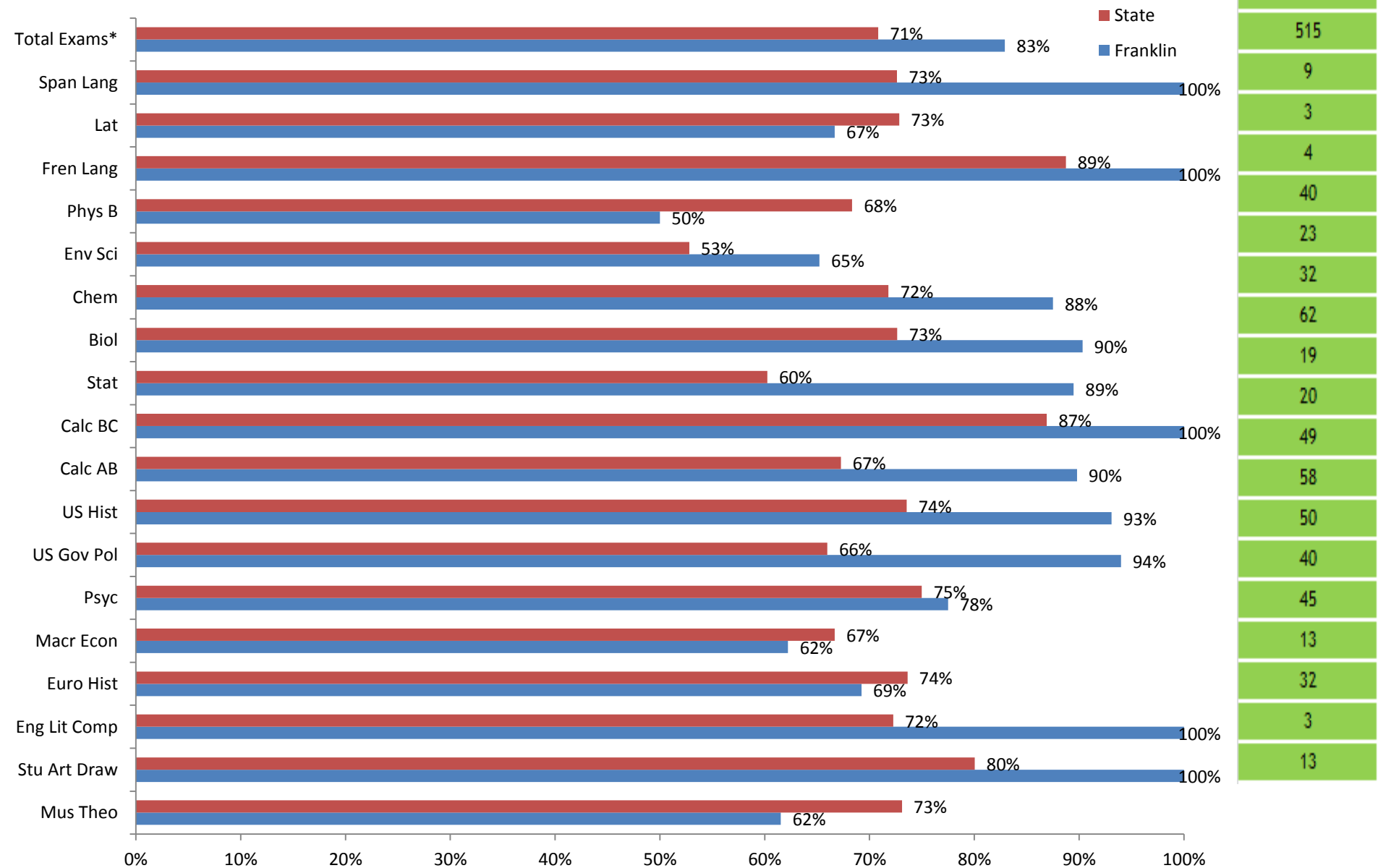


Matthew T. Garvey
Joshua Hall
Patrick J. Milne
Ruchira V. Parikh
Christopher A. Rich
Christopher Rodgers
Niharika Singh
Nithya Sirdhar

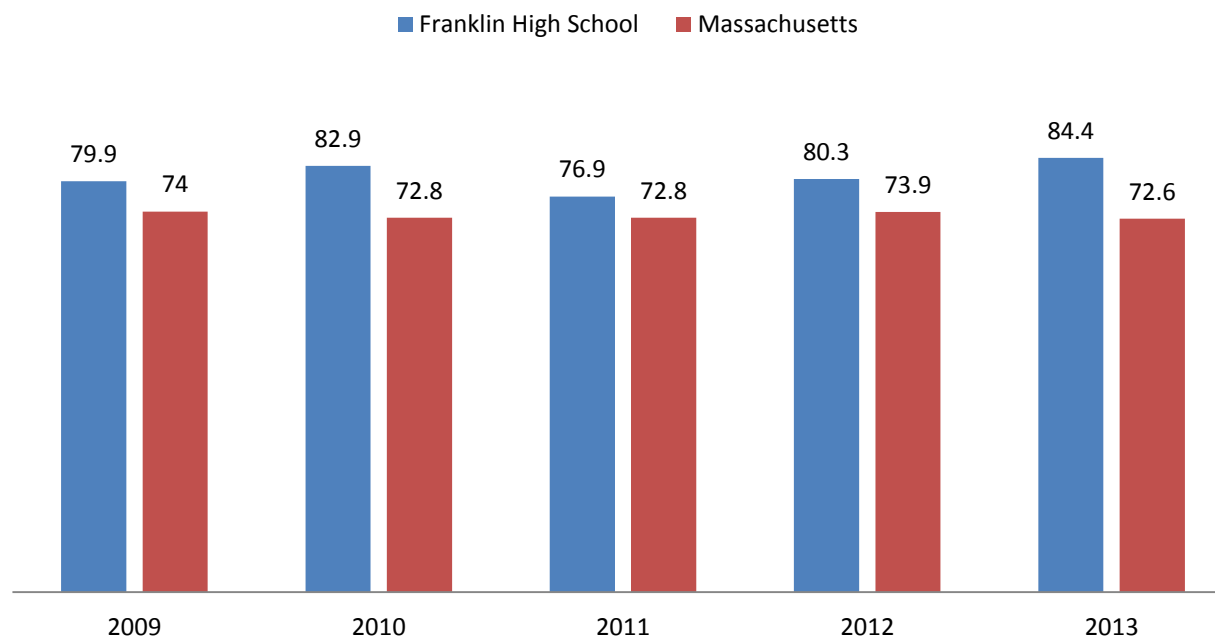
Score Breakdown by Exam 2013



Percent Passing Score 3+ FHS vs. State (2013)



Percent Total AP Students Score of 3+ 2013



Franklin High School Academic Scholars 2013	AP Scholar	AP Scholar with Honor	AP Scholar with Distinction
Number of Students	29	17	26
Average Score	3.82	4.17	4.33

AP Scholar Perfect Score			
Name	Grade	Number of AP Exams	Average Score
Brian Lin	11	3	5.00
Patrick Milne	11	3	5.00
AP Scholar with Honor Perfect Score			
Tyler Etzel	11	4	5.00
AP Scholar with Distinction Perfect Score			
Jessica Deaver	12	7	5.00
Lincoln Ombelets	12	6	5.00

Award	Criteria
AP Scholar	Granted to students who receive scores of 3 or higher on three or more AP Exams.
AP Scholar with Honor	Granted to students who receive an average score of at least 3.25 on all AP Exams taken, and scores of 3 or higher on four or more of these exams.
AP Scholar with Distinction	Granted to students who receive an average score of at least 3.5 on all AP Exams taken, and scores of 3 or higher on five or more of these exams.

2013 AP Scores – Raw Data

Score		Mus Theo	Stu Art Draw	Eng Lit Comp	Euro Hist	Macr Econ	Psyc	US Gov Pol	US Hist	Calc AB	Calc BC	Stat	Biol	Chem	Env Sci	Phys B	Fren Lang	Lat	Span Lang	Total Exams *
FHS (220860)	5	1	1	10	1	6	8	19	14	29	13	6	6	12	3	1	1		1	132
	4	2		16	3	10	12	9	26	12	5	8	30	8	5	7	1		4	158
	3	5	2	6	5	12	11	19	14	3	2	3	20	8	7	12	2	2	4	137
	2	3			1	11	5	3	4	4		2	6	3	5	10		1		58
	1	2			3	6	4			1				1	3	10				30
	Total Exams	13	3	32	13	45	40	50	58	49	20	19	62	32	23	40	4	3	9	515
	Mean Score	2.77	3.67	4.13	2.85	2.98	3.38	3.88	3.86	4.31	4.55	3.95	3.58	3.84	3	2.48	3.75	2.67	3.67	3.59
MA	5	158	85	1,388	460	287	1,729	602	2,206	2,467	1,640	862	675	1,335	303	543	361	145	811	20,127
	4	91	111	2,678	705	368	1,809	528	3,062	1,741	468	1,244	2,078	1,102	763	584	398	160	858	23,144
	3	96	233	3,248	1,015	271	1,134	853	2,241	1,457	453	1,484	2,741	867	470	764	320	183	657	23,617
	2	87	91	2,323	268	254	687	587	1,989	846	112	1,131	1,765	587	703	429	112	128	526	16,400
	1	40	16	485	513	209	871	436	711	1,911	274	1,238	304	710	670	447	25	54	351	11,149
	Total Exams	472	536	10,122	2,961	1,389	6,230	3,006	10,209	8,422	2,947	5,959	7,563	4,601	2,909	2,767	1,216	670	3,203	94,437
	Mean Score	3.51	3.29	3.21	3.11	3.19	3.46	3.09	3.4	3.24	4.05	2.89	3.14	3.38	2.77	3.13	3.79	3.32	3.39	3.26
	Total Schools	104	96	378	165	103	192	179	331	388	209	251	322	258	174	176	149	82	247	436

CLASS • OFFICERS

Nicole Elizabeth Higgins - President
Kasey Eileen Lynch* - Vice President
Sarah Helen Georges* - Secretary
Katherine Anne Hickey* - Treasurer

HONOR • GRADUATES

Zoher Murtaza Ghadyali*- Valedictorian
Kiara Marie Gha Ying Chan*- Salutatorian

Emma Cady Campbell	Santiago Adrian Leal-Berretta*
Jessica Anne Deaver*	Erin Marie Lee*
Jack Harrison Duffy	Kasey Eileen Lynch*
Anna Marie Falvey*	Ellis Ferol Mancini*
Shannon Colella Feeley*	Andrew Nicholas Marino
Erik Matthew Herlitz	Melissa Kimberly Piana*
Katherine Anne Hickey*	Shannon Kathleen Takahata*
Kristi Logan Kirshe*	Angela Marie Trafecanty*
Joshua Aaron Klingenstein*	Mely Wu*

GRADUATES

Bryan Charles Abbott	Louis Kevin Bradley
Keyana Symantha Nickole Acker	Casey Lauren Brogan
Alex Stauber Adiletto	Hanna Colleen Brown
Elizabeth Maria Alie*	Sarah Elizabeth Bruns
Nicholas Lawrence Allers	Taylor Marie Bucchanio
Nicholas Michael Alley	Andrew Rutherford Butts
Sammy Akram Alshawabkeh	Mary Rae Campbell
Craig Joseph Anderson*	Nicolas Michael Canesi*
Andrew Martin Ayotte	Michael Stephen Carden
Daniel Charles Bailey*	Spencer Carlisle
Edward Matthew Baker, Jr.	Nolan Kyle Carlton
John Anthony Ballarino	Michael Anthony Carlucci
Eric Baquero	Ryan Patrick Casey*
Mary Barba	Kevin Castaneda
Michael Barry	Michael William Cataloni
Matthew William Bascom	Sarah Tryon Chandler
Kamal Omar Bassma	Andrew Chang*
Sarah Elizabeth Bavar	Jenna Francine Chaplin
Jordan Elisabeth Bedoya	Brianna Mary Chelkonas
Gabrielle Lynn Belisle	Laurie Jean Cherry-White
Scott Richard Benson	Patrick Francis Choudhury
Victoria Maren Bernardini	Erika Ann Clifford
Nicholas John Bertone	Jeremy Phillip Cohen
Robert Michael Bienkowski III	Mason Adam Colbeth
Corey David Birenbaum	Matthew Gregory Colman
Marisa Fayth Birenbaum	Gianna Danielle Colson
Christine Blanchard	Catherine Hayley Conard
Samuel August Bohmiller	Grace Marie Conley*
Erin Tayla Bontempo	Kaitlin Marie Copponi
Molly Catherine Boulter	Annie Bernadette Corak
Danielle Alexis Bourque	Zoe Julia Cormier
Evelyn June Bowles	Thomas Paul Corsi

Kathryn Grace Cotter
Brooke Elizabeth Coughlan*
Nicholas Michael Courtois
Dakota Justice Craig
Christina Ana Crivello
Cameron Douglas Curley
Timothy James Curley*
Sarah Ann Currier
Andrew Raymond Cyr
Caroline Renee D'Errico
Taylor Lee Daigle
Alyssa Michelle Daly
Ashley Marie Danello
Bianca Allyce Danello
John Salvatore Dantona
Nicole Marie Dassau
Emilee Connell Davis
Katherine Anne Davis
Andrew Robert Dean
Jake Kenneth DeLuca
Marcus James DeLuca
Gabriella Marie Delfino
Amanda Kim Dickson
Craig Alexander Dickson
Jamie Elizabeth DiMarino
Christina Marie Ditmore
Brian Paul Doherty*
Meghan Elizabeth Dolan*
Matthew Paul Donaghey
Ryan Richard Donahoe
Joanna Marie Donaldson
Sean Michael Donovan
Evan Paul Doukas*
John Andrew Doyle
Alexander Gregory Drake
Connor Robert Drinkwater
Taylor Lynne Duhamel
Allison Marie Dunbar*
Angelo Francesco Dunn
Michael William Durkin
Peter James Duval
Brandon Michael Eccher
Breanna Victoria Eichenholz
Jayme Lyn Ellis
Justin Michael Evers
Kyle Anthony Farr
Dylan Patrick Farrell
Jason Russell Fasano*
Cooper Raymond Fasulo
Nicholas Joseph Ferioli
Kaila Elizabeth Ferrari*
Giovanna Elizabeth Ferri
Hannah Catherine Ferris
Kyle James Finamore
Colleen Elizabeth Flaherty
Katie Anne Flaherty

Nicholas Robert Forsythe
Jessica Rose Fortier*
Elise Michelle Frank
Audrey Elizabeth Fricker
Kevin Mitchell Garber
Caitlyn May Gearin
Emily Rose Geary
Dean Richard Genatossio
Matthew Paul Gentili
Brad Michael Gesimondo
Kara Joyce Gibson
Connor William Gilbert
Marco Alexander Gobbi
Madeline Christene Gordon*
Yagnyasai Govada
Leah Jennifer Grady
Tara Elizabeth Grady
Maggie Kathleen Graham
Samantha Allison Graham
Samantha Rose Graudins
Jeffrey Allyn Gray II
Gene Frederick Grella*
Ashlee Ann Griffin
Nicholas Charles Griffin
Jocelynn Paige Guerrini
Ian Criswell Gutkowski
Lauren Catherine Hagen
Eric Montgomery Hall
Jacob Tyler Handel
Jordan Sadeea Hansen
Jonathan David Hardesty
Marissa Eileen Harrington
Neal Patrick Hart*
Alexandra Mikayla Healey
Sarah Elizabeth Heilweil
James Steven Henchy
Zachary Evan Herman
Brian E Hertzberg
Nicole Elizabeth Higgins
Kimberly Paige Hodgkins
Ronald Philip Hodgkins
Bradley Joseph Holt
Mitchell Sean Howley
Sean Patrick Hoye
Kirsten Marie Hummel
Korey David Hunt
Caroline Sarah Hurley
Amanda Rita Hutcheson
Michael Kent Iafolla
Benjamin Stone Igo
Aidan Michael Isberg
Jaquan Tysheem James
Aleksandra Anna Jaworska
Ashley Lynn Jennings
Brendan James Johnson
Catherine Elizabeth Johnson

Christopher Bernard Johnson
Stacey Lorraine Johnson
Joshua Andrew Kale
Melissa Gail Karner
James Francis Keane III
Kyle Joseph Kenney
Meghan Catherine Kilroe
Maxwell Robert Kinney
Mitchell Austin Knights
Karlie Patricia Koenig
Valerie Marie Kosmenko
Victoria Lynne Krasnick*
Shawna Emily Kuczmiec
Alicia Christine Kutil*
Brendan Joseph Kuzio
Ryan Joseph Lampasona
William Vincent Lampasona
Matthew Alexander LaNeve
Elizabeth Mary Landry
Cory Rose LeBlanc
Kevin Donald Leffert
Ryan William Lessard
Benjamin Roger Lewin
Kelsey Elizabeth Lewis
Taylor Renee Lewis*
Meghan Kathleen Libby
Jared Robert Linne
Derek Michael Logan
Michaela Teresa Lonati *
Angela Marion Longo
Jenny Marie Loughlin*
Corey Scott Lutz
Matthew Gregory Lydon
Connor Daly Lynch
Kevin Robert Lyra
James Francis MacLean
Jordan Michelle MacLean
Patrick Carter MacLellan-Hurd
Rae-Ann Elizabeth MacLellan-Hurd
Hannah Margaret Magerman
Ryan Joseph Malcolm
Julia Catharine Malloy*
Joseph Thomas Mammola
Melissa Nicole Mandia
Jennifer Marie Manzella
Toni Marie Marinella
Timothy Michael Marini
Kathryn Ann Mason
Haley Jane McCarthy
Jacqueline Rose McCarthy
Lauren Elizabeth McCarthy*
Patrick Ryan McCarthy
Brian Joseph McCauley
Taylor Christine McCue*
Samuel McGillis*
Michael Scott McKie

Kiley Elizabeth McMahon
Ashley Nicole McWilliams
Haley Victoria Medeiros*
Lucas Paul Melfi
Ryan Michael Mershimier
Matthew Alexander Michaels*
Abigail Laurie Miklas
Brendan Thomas Miller
Sara Elizabeth Miller*
Thomas Gregory Moll
Tyler James Molloy
Anthony John Montanaro
Nicholas Samuel Montanaro
Nicole Alexandra Morelli
Meghan Elizabeth Morrison
Connor Joseph Morrisette
Michael Scott Morrissey
Siobhan Marie Moynihan
Matthew Lewis Mozynski
Cara Elizabeth Murphy
Corey Robert Murphy
Laura Ann Murphy*
Andresa Dorcilia Gomes Do Nascimento
Emily Ann Natal
Devon Richard Nault
Katherine Lynn Nazzaro*
Brianna Ashley Nesmith
Karley Diane Newton
Kamran Ali Noorian
Margaret Ann O'Neill*
Lincoln John Ombelets*
Alexa Emilia Padula
Jason Pan
Shristi Suman Pant
Jacob Christos Pappas
Daniel John Parker
Michael Emilio Patjane
Hannah Mabel Patriquin
Tyler James Patten
Charles Alexander Payne
Ryan Joseph Peters
Kimberly Ann Pfeifle
Kevin Michael Philipps
Gregory John Phillips
Shane Alexander Pielocik
Stephen Paul Piligian
Dennis Pisani
Stephanie Pisani*
Robert Eldridge Platner
Elizabeth Anne Plume
Cynthia Helen Poirier*
Matthew Zachary Pollock
Richard William Power Jr.
Megan Patricia Proulx*
Heather Nicole Provost
Carissa Gail Provuncher

Carly Hayes Prunier
 Sean Michael Pryhoda*
 Sarah McKenna Purdon
 Darla Mireya Quijada
 James Anthony Quintina
 Corey William Rafter
 Laura Jeanne Rafuse
 Alexander Korff Remillard
 Kathia Gabriela Reyes
 Robert Scott Rhynd
 Nicolette Rose Robert
 Rachel Robidoux
 Devin Kathleen Roddy
 Matthew Mota Rodrigues
 Michaela Beth Rosen *
 Troy Aaron Rosenberg
 Meghan Patricia Roskott
 Amanda Marie Ross
 Margo Olivia Rotatori*
 Robert Paul Rowean III
 John David Ryan
 Caleigh Jeannette Saba
 Thomas Michael Sameski
 John Patrick Sargeant
 Bryan Nathaniel Sassaman
 Kylie Marie Sauter
 Theron Max Savery
 Zachary Richard Scafati *
 Breanna Angela Scaringello
 Alexander James Scarpelos
 Annie Lynn Scuzzarella
 Jeremy Robert Seaman
 Peter Brian Segreve
 Rebecca Lauren Seifert
 Andrew Paul Sergi
 Sarah Anne Shaw
 Samantha Marie Shea
 Stephen Kenneth Shea*
 Michaela Anne Shimkus
 Hailey Kathleen Shippee
 Clay Gregory Shropshire*
 Paul Thomas Siebert
 Stephanie Wendy Signore
 Alexander Matthew Simpson

Andrew John Skaza
 Patrick Ryan Slason
 Kristopher Kai Smith
 Megan Joy Smith
 Marina Nicole Smoske
 Erin Michelle Soucy
 Aidan Paul Spilman
 Brenna Nicole Spolidoro
 Olivia Grace Staves
 Tyler Gerard Staves
 Darien Tyler Steele
 Brigitta Marie Steinbacher
 Angelina Pino Stoddard
 Samantha Paige Stratton
 Ana Luisa Suarez
 Olivia Mary Sullivan
 Adele Victoria Sweeney
 Joshua John Swenson
 Meaghan Ellen Swenson
 Nicholas John Tassinari
 Sara Jeanne Thomas*
 Austin Jesse Tounghthirath
 Alexandria Lara Tramonte
 Kevin John Treggiari
 Matthew David Trinks
 Caroline Suzanne Ulanski
 Jordan Taylor Van Vort
 Leslie Brunel Vaughan
 Anthony John Michael Vendetti
 Sarah Barbara Vetrano*
 Jack Anthony Vignone
 Julia Marie Walls
 Conner Richard Wardrop
 Alexandra Louise Welshoff
 Craig Morrison Willey
 Mina Essam William
 John Thomas Williams
 MelissaWilliams
 Tamsyn Micaela Withers
 Tracker Jett Yager
 Justin Cooper Yancich
 Lucas Oliveira Yosimura
 Matthew Ryan Young
 David Alexander Zukowski


*Denotes National Honor Society

Colleges FHS Grads Will Attend:

Albany College of Pharmacy	Duquesne University
Albany State University	East Carolina University
American International College	Eastern Connecticut State University
American University	Eckerd College
Andhra University	Elon University
Anna Maria College	Emerson College
Arizona State University	Fairfield College
Assumption College	Fashion Institute of Technology
Babson College	Fisher College
Baldwin Wallace University	Fitchburg State University
Bay State College	Florida Gulf Coast University
Becker College	Fordham University
Belmont University	Framingham State University
Bentley University	Franklin Pierce University
Berklee College of Music	Franklin W. Olin College of Engineering
Binghamton University	Full Sail University
Boston College	Furman University
Boston University	George Mason University
Bowling Green State University	Georgia Institute of Technology
Bryant University	Gettysburg College
California College of the Arts (San Francisco)	Gordon College
California Lutheran University	Green Mountain College
Campbell University	Hamilton College
Carnegie Mellon University	Hartwick College
Castleton State College	High Point University
Centre College	Hofstra University
Champlain College	Illinois College
Clark University	Indiana University at Bloomington
Clarkson University	Ithaca College
Clarkson University	James Madison University
Clemson University	John Jay College of Criminal Justice of the CUNY
Coastal Carolina University	Johnson & Wales University
Colby-Sawyer College	Keene State College
Colgate University	Kent State University
Colgate University	Keuka College
College of Charleston	Lafayette College
College of the Holy Cross	Lasell College
Colorado School of Mines	Lehigh University
Colorado State University	Lesley University
Community College of Rhode Island	Longwood University
Community College of Vermont	Loyola University New Orleans
Connecticut College	Lyndon State College
Cornell University	Lynn University
Curry College	Manhattan College
Daniel Webster College	Marist College
Daytona State College	Marquette University
Dean College	Marshall University
Drexel University	Maryland Institute College of Art
Duke University	Massachusetts Maritime Academy
	Massasoit Community College

Merrimack College	Simmons College
Miami University, Oxford	Skidmore College
Misericordia University	Southern New Hampshire University
Monmouth University	Springfield College
Montana State University, Bozeman (College of Engineering)	St. John's University - Queens Campus
Mount Holyoke College	State University of New York at Albany
Mount Ida College	Stetson University
New England College	Stonehill College
New England Institute of Technology	Stony Brook University
New York University	Suffolk University
Newbury College	SUNY College of Environmental Science and Forestry
Nichols College	Syracuse University
North Carolina State University	Temple University
Northeastern University	The Catholic University of America
Northwestern University	The Citadel, the Military College of South Carolina
Norwich University	The College of Saint Rose
Old Dominion University	The George Washington University
Pace University, New York City	The Los Angeles Film School
Pennsylvania State University, Altoona	The Ohio State University
Pennsylvania State University, University Park	The University of Alabama
Pine Manor College	The University of Tampa
Plymouth State University	Thomas College
Point Park University	Towson University
Polytechnic Institute of NYU	Trinity College
Pratt Institute	Tufts University (College of Liberal Arts)
Providence College	Tulane University
Purchase College State University of New York	Union College
Quinnipiac University	United States Military Academy
Rensselaer Polytechnic Institute	Unity College
Rhode Island College	University of California at Los Angeles
Rider University	University of California at San Diego
Ripon College	University of Central Florida
Rochester Institute of Technology	University of Charleston
Roger Williams University	University of Colorado at Boulder
Rollins College	University of Connecticut
Rutgers, The State University of New Jersey at New Brunswick (School of Engineering)	University of Delaware
Sacred Heart University	University of Denver
Saint Anselm College	University of Florida
Saint Joseph's College-ME	University of Hartford
Saint Leo University	University of Kentucky
Saint Michael's College	University of Louisville
Saint Peter's University	University of Maine
Salem State University	University of Mary Washington
Salve Regina University	University of Maryland, College Park
Santa Monica College	University of Massachusetts, Amherst
School of the Museum of Fine Arts	University of Massachusetts, Amherst (Commonwealth College)
Seattle University	University of Massachusetts, Amherst (Isenberg School of Management)
Seton Hall University	University of Massachusetts, Boston
Siena College	University of Massachusetts, Dartmouth
	University of Massachusetts, Lowell

University of Miami
 University of New England
 University of New Hampshire
 University of New Haven
 University of North Carolina at Charlotte
 University of North Carolina at Wilmington
 University of Notre Dame
 University of Pittsburgh
 University of Puget Sound
 University of Redlands
 University of Rhode Island
 University of Rochester
 University of South Carolina
 University of South Florida, Tampa
 University of Southern California
 University of Southern Maine
 University of the Sciences in Philadelphia
 University of Utah
 University of Vermont
 University of Virginia
 University of Wisconsin, Madison
 University of Wyoming
 Valencia College
 Villanova University
 Virginia Military Institute
 Virginia Polytechnic Institute and State University
 Wagner College
 Wake Forest University
 Walsh University
 Wentworth Institute of Technology
 West Virginia University
 Western Connecticut State University
 Western New England University
 Westfield State University
 Wheaton College MA
 Wheelock College
 Williams College
 Worcester Polytechnic Institute
 Worcester State University
 Xavier University



New Franklin High School Project

Here is the timeline for the new Franklin High School project. This shows the key milestones for the community and for construction, as well as for the plans for removal of the old high school building.

January 25, 2012	MSBA votes to approve the FHS project	✓
February 1, 2012	Franklin Town Council schedules town-wide debt exclusion vote	✓
March 27, 2012	Town of Franklin votes on funding construction	✓
August 10, 2012	Plans and specifications complete and ready for bidding	✓
September 25, 2012	Bids received from general contractors	✓
October 13, 2012	Groundbreaking ceremony held on site of the new FHS	✓
October 2012	Construction begins	✓
Fall, 2014	Construction is completed and the new building is ready for occupancy	
Spring 2015	Demolition of the old building complete and final site work phase complete	

This summarizes some of the key features of the new FHS. Renderings of the planned facility can be seen below. To see photos of construction in progress, please visit the Progress page of www.newfhs.com

Here are some of the key features of new FHS:

Project Team Rooms adjacent to the Science Labs to facilitate learning: This dedicated space for students will allow them to engage in long-term science and research projects. The flexible design is conducive to general classroom instruction, as well as intensive teacher instruction.

An 830-seat auditorium/theater with state-of-the-art acoustic and lighting capabilities: The theater will feature stadium-style seating, LED stage lights and a dedicated control room.


A 17,700-square-foot gym and 6,000-square-foot indoor walking track: The Physical Education area will have direct access to the football and multi-purpose athletic fields.

Dedicated, expanded space for our award-winning performing arts program: Space will increase by 6,830 square feet and will feature three additional practice rooms, expanded ensemble and choral space, and new areas for the Drama Program and band and choral storage.

Equal access for all special education students: The new facility will include two elevators, handicapped accessible bathrooms, classroom audio systems, counseling and therapy space, substantially separate and inclusion classrooms and resource rooms on each floor, and accessible lab benches.

Designed access to encourage community uses: Public and shared spaces will be located on the first floor and will be available for after-hours instruction and community programs. Academic space can be secured from public space for security and maintenance purposes. Public restrooms will be located in areas that are accessible to those using the athletic fields.

Artists Renderings of New FHS:



For more information, visit the web site:
<http://www.newfhs.com>